



Solkan 2006

Slovenija


Results Qualification K1w

Junior Women - K1 - Kayak

Start Time 1st Run 9:00 2nd Run 11:00



Rank	BIB	Team	1st run				2nd run				FINAL		
			Pn	Time 1	TOT	RNK	Pn	Time 2	TOT	RNK	Total	Behind	
1	56	GRIMM MICHAELA	GER	0	99,66	99,66	1	2	98,60	100,60	4	200,26	
2	49	MANGIN LAURA	FRA	0	103,04	103,04	4	0	99,43	99,43	1	202,47	2,21
3	17	LI TONG	CHN	2	99,54	101,54	2	0	101,01	101,01	7	202,55	2,29
4	48	KRAGELJ URŠA	SLO	2	100,76	102,76	3	4	96,67	100,67	5	203,43	3,17
5	51	SCHMID JULIA	AUT	2	103,11	105,11	7	0	101,16	101,16	8	206,27	6,01
6	52	HORN JACQUELINE	GER	4	101,83	105,83	8	0	100,96	100,96	6	206,79	6,53
7	34	PACIERPNIK NATALIA	POL	2	106,45	108,45	13	0	100,15	100,15	2	208,60	8,34
8	12	LI XIN	CHN	8	100,40	108,40	12	0	100,35	100,35	3	208,75	8,49
9	8	ZOU YINGYING	CHN	4	100,77	104,77	6	2	102,05	104,05	12	208,82	8,56
10	9	ODORICO MANOLA	ITA	0	106,02	106,02	9	0	102,99	102,99	10	209,01	8,75
11	54	SCHLUMPRECHT CAROLIN	GER	2	102,23	104,23	5	0	105,31	105,31	16	209,54	9,28
12	45	MOZETIČ NIKA	SLO	4	104,28	108,28	11	6	100,19	106,19	18	214,47	14,21
13	50	URBANOVA MIROSLAVA	CZE	4	106,96	110,96	19	0	103,54	103,54	11	214,50	14,24
14	31	JACQUET CLAIRE	FRA	0	110,51	110,51	17	2	102,80	104,80	14	215,31	15,05
15	47	CHYNOWETH SARAH	GBR	2	108,04	110,04	16	0	105,49	105,49	17	215,53	15,27
16	11	RODRIGUEZ CADENA MERIT	ESP	0	106,50	106,50	10	2	107,12	109,12	26	215,62	15,36
17	53	DANDOVA ANNA	CZE	2	108,67	110,67	18	0	107,03	107,03	19	217,70	17,44
18	38	BYRNE-SUTTON OLIVIA	SUI	4	105,32	109,32	15	2	106,65	108,65	25	217,97	17,71
19	44	TAKESHITA YURIKO	JPN	8	105,78	113,78	23	2	102,91	104,91	15	218,69	18,43
20	16	LAWRENCE ROSALYN	AUS	2	106,56	108,56	14	2	109,22	111,22	29	219,78	19,52
21	41	NOSAL AGNIESZKA	POL	2	111,30	113,30	22	0	108,39	108,39	24	221,69	21,43
22	26	LOIR CAROLINE	FRA	0	111,64	111,64	21	2	108,21	110,21	27	221,85	21,59
23	36	SPENCER ALICE	GBR	2	112,20	114,20	24	2	106,17	108,17	22	222,37	22,11
24	18	COAN ANDREA	ITA	2	112,56	114,56	26	2	106,16	108,16	21	222,72	22,46
25	27	GROENEVELD JESSICA	CAN	8	109,82	117,82	33	2	105,68	107,68	20	225,50	25,24
26	25	BARRATT EMMIE	AUS	2	112,64	114,64	27	4	108,27	112,27	31	226,91	26,65
27	19	CZERWINSKA ZOFIA	POL	2	113,76	115,76	29	2	109,46	111,46	30	227,22	26,96
28	43	NEE ASHLEY	USA	10	109,35	119,35	37	2	106,21	108,21	23	227,56	27,30
29	42	MARTINEZ CANTON MARTA	ESP	4	113,22	117,22	30	2	108,47	110,47	28	227,69	27,43
30	40	ROBINSON PARIS	USA	2	113,18	115,18	28	4	108,62	112,62	32	227,80	27,54
31	55	KUDEJOVA KATERIN	CZE	2	124,56	126,56	40	0	101,42	101,42	9	227,98	27,72
32	20	US OLENA	UKR	0	111,16	111,16	20	6	113,91	119,91	40	231,07	30,81
33	30	JONES LUUKA	NZL	0	118,32	118,32	34	2	111,14	113,14	34	231,46	31,20
34	14	GARCIA RIBERAYGUA MONT	AND	4	114,33	118,33	35	2	113,40	115,40	36	233,73	33,47





Solkan 2006

Slovenija

Results Qualification K1w

Junior Women - K1 - Kayak

Start Time 1st Run 9:00 2nd Run 11:00



Rank	BIB	Team	Pn	1st run			2nd run			FINAL			
				Time 1	TOT	RNK	Time 2	TOT	RNK	Total	Behind		
35	39	MOLLISON KATE	AUS	2	115,25	117,25	31	6	112,19	118,19	38	235,44	35,18
36	24	BURGESS HANNAH	GBR	8	111,60	119,60	38	6	110,62	116,62	37	236,22	35,96
37	35	CLOTET VIDAL SANDRA	ESP	2	115,27	117,27	32	2	120,36	122,36	41	239,63	39,37
38	23	TAYLER KATHLEEN	CAN	0	119,08	119,08	36	10	116,05	126,05	44	245,13	44,87
39	28	JULL LOUISE	NZL	6	124,87	130,87	42	0	114,59	114,59	35	245,46	45,20
40	46	GAZOVA PETRA	SVK	2	112,30	114,30	25	6	130,31	136,31	49	250,61	50,35
41	13	KAWASAKI NATSUMI	JPN	6	125,96	131,96	43	4	118,79	122,79	42	254,75	54,49
42	37	YAZAWA AKI	JPN	2	125,58	127,58	41	6	122,71	128,71	46	256,29	56,03
43	15	MACHIELS SOPHIE	BEL	0	126,27	126,27	39	6	130,28	136,28	48	262,55	62,29
44	32	DAWSON ABBY	NZL	4	134,09	138,09	45	4	121,98	125,98	43	264,07	63,81
45	7	KURGANOVA TETYANA	UKR	8	129,97	137,97	44	0	127,28	127,28	45	265,25	64,99
46	33	SUBIDO JESSICA	USA	56	108,27	164,27	50	0	104,07	104,07	13	268,34	68,08
47	1	PETROVIČ KRISTINA	SCG	6	134,93	140,93	46	0	131,48	131,48	47	272,41	72,15
48	2	LUKIČEVA YEKATERINA	KAZ	6	139,47	145,47	48	4	133,61	137,61	50	283,08	82,82
49	10	VAN WIJK KATRINA	CAN	10	154,45	164,45	51	2	117,64	119,64	39	284,09	83,83
50	5	DEGLE DANA	LAT	2	144,91	146,91	49	2	145,63	147,63	51	294,54	94,28
51	29	ZALAZNIK MANJA	SLO	52	155,92	207,92	55	4	108,78	112,78	33	320,70	120,44
52	3	LAZAREVIČ OLJA	SCG	12	160,92	172,92	52	50	135,15	185,15	53	358,07	157,81
53	22	OLOFSSON JESSICA	SWE	50	152,57	202,57	53	4	179,19	183,19	52	385,76	185,50
54	6	CVETKOVIČ EMILIJA	SCG	6	135,51	141,51	47	102	146,11	248,11	54	389,62	189,36
55	4	VITKAUSKATIE JURATE	LTU	52	154,28	206,28	54	156	164,43	320,43	56	526,71	326,45
56	21	ALBERTINI ODDON GABRIEL	PAR	110	161,30	271,30	56	108	164,18	272,18	55	543,48	343,22





Solkan 2006

Slovenija

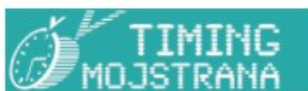
Results C1 Qualification



Junior Men - C1 - Canoe Single

Start Time 1st Run 10:00 2nd Run 12:00

Rank	BIB	Team	Pn	1st run			RNK	2nd run			RNK	FINAL	
				Time 1	TOT			Time 2	TOT			Total	Behind
1	91	NEVEU NORBERT	FRA	0	92,97	92,97	1	0	91,08	91,08	1	184,05	
2	86	PITT GREG	GBR	0	93,71	93,71	3	2	92,75	94,75	3	188,46	4,41
3	83	PROCTOR MARK	GBR	0	93,66	93,66	2	0	95,14	95,14	5	188,80	4,75
4	76	BARTOS DAWID	POL	2	92,78	94,78	5	0	94,89	94,89	4	189,67	5,62
5	109	SIDERIS TASIADIS	GER	0	94,32	94,32	4	0	96,19	96,19	7	190,51	6,46
6	104	HEDWIG GRZEGORZ	POL	0	95,49	95,49	6	0	96,06	96,06	6	191,55	7,50
7	98	VIEILLARD THIBAUT	FRA	0	96,13	96,13	7	0	97,11	97,11	11	193,24	9,19
8	107	FRAKER BENN	USA	6	94,00	100,00	17	2	92,56	94,56	2	194,56	10,51
9	93	BUSTA JAN	CZE	0	96,62	96,62	9	0	98,33	98,33	16	194,95	10,90
10	103	KUNA ALOIS	CZE	0	98,33	98,33	12	0	96,73	96,73	10	195,06	11,01
11	100	SKUBIK MATEJ	SVK	4	94,93	98,93	13	0	96,49	96,49	8	195,42	11,37
12	67	NOVIKOV STEPAN	RUS	4	94,25	98,25	11	0	97,66	97,66	13	195,91	11,86
13	88	SZCZEPANSKI PIOTR	POL	2	96,23	98,23	10	0	97,95	97,95	14	196,18	12,13
14	69	BORRA LUCA	SUI	0	96,56	96,56	8	0	99,96	99,96	18	196,52	12,47
15	101	NEIBECKER PASCAL	GER	0	99,25	99,25	14	0	98,47	98,47	17	197,72	13,67
16	94	MEHNERT MARCUS	GER	4	97,81	101,81	20	0	98,19	98,19	15	200,00	15,95
17	59	SOLIN ALEXANDER	RUS	2	97,67	99,67	16	4	97,32	101,32	20	200,99	16,94
18	87	GANYET CASELLAS XAVIER	ESP	6	99,22	105,22	27	0	96,68	96,68	9	201,90	17,85
19	90	EICHFELD CASEY	USA	6	96,54	102,54	21	0	101,48	101,48	22	204,02	19,97
20	105	JANOUSEK MILAN	CZE	0	100,97	100,97	18	4	99,40	103,40	25	204,37	20,32
21	66	SAENZ GONZALEZ JAVIER	ESP	2	101,00	103,00	22	0	101,89	101,89	24	204,89	20,84
22	106	ALBETS MARQUILLES MARC	ESP	2	102,35	104,35	24	0	101,32	101,32	20	205,67	21,62
23	81	HALL PETER	GBR	4	105,90	109,90	37	0	97,24	97,24	12	207,14	23,09
24	68	POMMEROY SPENCER	CAN	0	101,48	101,48	19	4	102,69	106,69	27	208,17	24,12
25	96	ZVER MIHA	SLO	2	105,87	107,87	34	0	101,87	101,87	23	209,74	25,69
26	71	CHENG YONG	CHN	2	104,42	106,42	29	0	106,89	106,89	28	213,31	29,26
27	72	POTVIN BERNAL JULIAN	CAN	0	104,57	104,57	25	4	105,30	109,30	34	213,87	29,82
28	57	ANDREY NIKOLAEV	UZB	2	102,65	104,65	26	4	105,69	109,69	36	214,34	30,29
29	95	MARINIČ MATIJA	CRO	4	102,91	106,91	31	2	105,60	107,60	29	214,51	30,46
30	102	GAJARSKY LUKAŠ	SVK	2	103,55	105,55	28	4	106,70	110,70	38	216,25	32,20
31	78	POE JEFFREY	USA	2	105,10	107,10	33	4	105,49	109,49	35	216,59	32,54
32	77	MATSUURA KOICHI	JPN	2	106,98	108,98	35	0	107,79	107,79	32	216,77	32,72
33	79	LENARČIČ JURE	SLO	2	108,33	110,33	38	2	105,70	107,70	31	218,03	33,98
34	73	BUZAROVSKI SPIRO	MKD	2	107,70	109,70	36	2	106,56	108,56	33	218,26	34,21





Solkan 2006

Slovenija

Results C1 Qualification




SOLKAN 2006
MLADINSKO SVETOVNO PRVENSTVO V SLALOMU
JUNIOR WORLD CHAMPIONSHIPS SLALOM

Junior Men - C1 - Canoe Single

Start Time 1st Run 10:00 2nd Run 12:00

Rank	BIB	Team	Pn	1st run			RNK	2nd run			RNK	FINAL	
				Time 1	TOT			Time 2	TOT			Total	Behind
35	84	MEZALS MATISS	LAT	0	106,82	106,82	30	0	113,87	113,87	41	220,69	36,64
36	108	GAJARSKY PATRIK	SVK	4	112,26	116,26	45	2	103,50	105,50	26	221,76	37,71
37	74	CARVALHO JOSE	POR	2	101,49	103,49	23	4	115,04	119,04	45	222,53	38,48
38	97	IDA RYOUSUKE	JPN	4	111,58	115,58	44	2	105,64	107,64	30	223,22	39,17
39	62	YURCHENKO ROMAN	UKR	2	111,27	113,27	39	6	105,61	111,61	39	224,88	40,83
40	92	BRIGO ETTORE	ITA	2	114,96	116,96	46	2	108,22	110,22	37	227,18	43,13
41	82	DAVIS JONATHAN	AUS	4	110,57	114,57	41	2	111,36	113,36	40	227,93	43,88
42	99	ZUPAN JERNEJ	SLO	0	127,00	127,00	50	0	101,22	101,22	19	228,22	44,17
43	70	OHATA JUNICHI	JPN	2	113,43	115,43	42	2	112,76	114,76	42	230,19	46,14
44	63	GIBSON HAMISH	NZL	0	114,04	114,04	40	2	119,09	121,09	46	235,13	51,08
45	61	LIU YUE	CHN	4	115,29	119,29	48	2	113,85	115,85	43	235,14	51,09
46	60	OZOLS KRISS	LAT	6	112,84	118,84	47	6	110,51	116,51	44	235,35	51,30
47	64	SMEDLEY CAMERON	CAN	6	109,55	115,55	43	2	126,41	128,41	47	243,96	59,91
48	89	CARDIET SEBASTIEN	FRA	0	99,56	99,56	15	50	99,78	149,78	49	249,34	65,29
49	85	BORROWS IAN	AUS	2	104,92	106,92	32	50	105,41	155,41	51	262,33	78,28
50	65	MANDAS IOANNIS	GRE	4	118,04	122,04	49	50	114,63	164,63	52	286,67	102,62
51	80	MERJAN RICHARD	AUS	6	149,91	155,91	51	54	140,97	194,97	53	350,88	166,83
52	58	RAKHMATULLAEV SAMIR	UZB	58	189,71	247,71	52	10	137,33	147,33	48	395,04	210,99
53	75	SMITS MARTINS	LAT	108	142,09	250,09	53	8	144,67	152,67	50	402,76	218,71





Solkan 2006

Slovenija

Team - Results


K1w Team

Junior Women 3 x K1 Kayak

Start Time 1st Run 15:00 2nd Run 16:15



Rank	BIB	Team	Pn	1st run			2nd run			FINAL			
				Time 1	TOT	RNK	Time 2	TOT	RNK	Total	Behind		
1	14	GERMANY	GER	0	108,29	108,29	1	0	110,16	110,16	1	218,45	
		GRIMM MICHAELA											
		SCHLUMPRECHT CAROLIN											
		HORN JACQUELINE											
2	10	CZECH REPUBLIC	CZE	2	109,78	111,78	2	6	115,79	121,79	3	233,57	15,12
		KUDEJOVA KATERIN											
		DANDOVA ANNA											
		URBANOVA MIROSLAVA											
3	12	FRANCE	FRA	0	120,21	120,21	6	2	119,59	121,59	2	241,80	23,35
		MANGIN LAURA											
		JACQUET CLAIRE											
		LOIR CAROLINE											
4	13	CHINA	CHN	4	114,26	118,26	3	8	116,35	124,35	6	242,61	24,16
		LI TONG											
		LI XIN											
		ZOU YINGYING											
5	9	GREAT BRITAIN	GBR	4	115,33	119,33	4	4	119,38	123,38	5	242,71	24,26
		CHYNOWETH SARAH											
		SPENCER ALICE											
		BURGESS HANNAH											
6	4	SLOVENIA	SLO	4	116,70	120,70	7	6	116,18	122,18	4	242,88	24,43
		KRAGELJ URŠA											
		MOZETIČ NIKA											
		ZALAZNIK MANJA											
7	11	POLAND	POL	6	116,26	122,26	8	10	116,42	126,42	7	248,68	30,23
		NOSAL AGNIESZKA											
		PACIERPNIK NATALIA											
		CZERWINSKA ZOFIA											
8	5	JAPAN	JPN	10	132,30	142,30	10	4	127,08	131,08	8	273,38	54,93
		TAKESHITA YURIKO											
		YAZAWA AKI											
		KAWASAKI NATSUMI											
9	7	SPAIN	ESP	6	127,86	133,86	9	10	132,03	142,03	11	275,89	57,44
		MARTINEZ CANTON MARTA											
		CLOTET VIDAL SANDRA											
		RODRIGUEZ CADENA MERITXELL											
10	2	CANADA	CAN	14	129,38	143,38	11	16	137,29	153,29	12	296,67	78,22
		GROENEVELD JESSICA											
		TAYLER KATHLEEN											
		VAN WIJK KATRINA											
11	6	UNITED STATES OF AMERIC	USA	56	123,59	179,59	13	12	122,36	134,36	9	313,95	95,50
		NEE ASHLEY											
		ROBINSON PARIS											
		SUBIDO JESSICA											
12	3	NEW ZEALAND	NZL	50	132,17	182,17	14	6	134,73	140,73	10	322,90	104,45
		DAWSON ABBY											
		JONES LUUKA											
		JULL LOUISE											
13	8	AUSTRALIA	AUS	0	119,70	119,70	5	68	136,89	204,89	13	324,59	106,14
		MOLLISON KATE											
		BARRATT EMMIE											
		LAWRENCE ROSALYN											
14	1	SERBIA AND MONTENEGRO	SCG	18	159,79	177,79	12	116	182,75	298,75	14	476,54	258,09
		CVETKOVIĆ EMILIIA											
		LAZAREVIĆ OLJA											
		PETROVIĆ KRISTINA											





Solkan 2006

Slovenija

Team - Results

C1 Team

Junior Men 3 x C1 Canoe Single

Start Time 1st Run 15:32 2nd Run 16:46



SOLKAN 2006
MLADINSKO SVETOVNO PRVENSTVO V SLALOMU
JUNIOR WORLD CHAMPIONSHIPS SLALOM

Rank	BIB	Team	1st run				2nd run				FINAL		
			Pn	Time 1	TOT	RNK	Pn	Time 2	TOT	RNK	Total	Behind	
1	25	GERMANY	GER	0	105,28	105,28	2	0	104,43	104,43	1	209,71	
		SIDERIS TASIADIS											
		NEIBECKER PASCAL											
		MEHNERT MARCUS											
2	27	POLAND	POL	0	105,25	105,25	1	4	107,40	111,40	3	216,65	6,94
		HEDWIG GRZEGORZ											
		SZCZEPANSKI PIOTR											
		BARTOS DAWID											
3	26	GREAT BRITAIN	GBR	4	109,87	113,87	5	4	105,95	109,95	2	223,82	14,11
		PITT GREG											
		PROCTOR MARK											
		HALL PETER											
4	24	CZECH REPUBLIC	CZE	4	108,08	112,08	4	6	108,96	114,96	4	227,04	17,33
		JANOŠEK MILAN											
		KUNA ALOIS											
		BUSTA JAN											
5	21	FRANCE	FRA	2	105,32	107,32	3	8	112,73	120,73	8	228,05	18,34
		VIEILLARD THIBAUT											
		NEVEU NORBERT											
		CARDIET SEBASTIEN											
6	19	SLOVENIA	SLO	2	113,21	115,21	6	2	114,32	116,32	5	231,53	21,82
		ZUPAN JERNEJ											
		ZVER MIHA											
		LENARČIČ JURE											
7	20	SLOVAKIA	SVK	4	112,21	116,21	7	4	115,84	119,84	7	236,05	26,34
		GAJARSKY PATRIK											
		GAJARSKY LUKAŠ											
		SKUBIK MATEJ											
8	22	UNITED STATES OF AMERIC	USA	12	116,99	128,99	10	4	113,42	117,42	6	246,41	36,70
		FRAKER BENN											
		EICHFELD CASEY											
		POE JEFFREY											
9	18	CANADA	CAN	6	121,71	127,71	9	6	115,35	121,35	9	249,06	39,35
		POTVIN BERNAL JULIAN											
		POMMEROY SPENCER											
		SMEDLEY CAMERON											
10	16	AUSTRALIA	AUS	4	127,22	131,22	11	6	121,76	127,76	10	258,98	49,27
		BORROWS IAN											
		DAVIS JONATHAN											
		MERJAN RICHARD											
11	23	SPAIN	ESP	2	114,60	116,60	8	106	137,90	243,90	12	360,50	150,79
		ALBETS MAROUILLES MARCEL											
		GANYET CASELLAS XAVIER											
		SAENZ GONZALEZ JAVIER											
12	17	JAPAN	JPN	56	145,23	201,23	12	62	133,64	195,64	11	396,87	187,16
		IDA RYOUSUKE											
		MATSUURA KOICHI											
		OHATA JUNICHI											
13	15	LATVIA	LAT				DNS	108	153,34	261,34	13	1260,34	1050,63
		MEZALS MATISS											
		SMITS MARTINS											
		OZOLS KRISS											

