

## Result 1: H1 K1 Men 17 1000m

13. 9. 2019 9:30

#	Ln	Boat	Country	Time	Delta
1	5	BARBOTKIN Anton (17)	BLR 	00:04:00.06	
2	6	ANTONIOU Panagiotis (17)	GRE 	00:04:01.87	+00:01.81
3	1	ROJEK Przemyslaw (17)	POL 	00:04:08.29	+00:08.23
4	2	HRISTOV Vasil (17)	BUL 	00:04:09.52	+00:09.46
5	7	STAAL Olaf (17)	NED 	00:04:10.55	+00:10.49
6	4	ČERNE Jan (17)	SLO 	00:04:11.50	+00:11.44
7	9	WURTS Ryan (17)	USA 	00:04:12.68	+00:12.62
8	8	VAGULIS Ricards (17)	LAT 	00:04:16.58	+00:16.52
9	3	PEKHENKO Aleksandr (17)	EST 	00:04:43.12	+00:43.06









0,0 °C

km/h

 1-7 + 1 next BT -> SF

## Result 2: H2 K1 Men 17 1000m

13. 9. 2019 9:33

#	Ln	Boat	Country	Time	Delta
1	1	ÁDÁM Kiss (17)	HUN 	00:03:50.73	
2	4	MALHERBE Jordy (17)	ZAF 	00:03:51.08	+00:00.35
3	8	BRYDE Philip (17)	DEN 	00:03:53.42	+00:02.69
4	6	BAGOLIN Luca (17)	ITA 	00:03:56.55	+00:05.82
5	3	TACIAK Jakub (17)	POL 	00:03:58.09	+00:07.36
6	7	HRISTOV Branimir (17)	BUL 	00:03:58.94	+00:08.20
7	2	RAJČIČ Klemen (17)	SLO 	00:04:20.29	+00:29.56
8	9	JURGUTIS Mantas (17)	LTU 	00:04:21.58	+00:30.84






0,0 °C

km/h

 1-7 + 1 next BT -> SF

## Result 3: H3 K1 Men 17 1000m

13. 9. 2019 9:35

#	Ln	Boat	Country	Time	Delta
1	4	ZSOMBOR Tamási (17)	HUN 	00:03:50.73	
2	2	HEUSER Niklas (17)	GER 	00:03:51.57	+00:00.83
3	1	KNUDSEN Philip (17)	DEN 	00:03:53.14	+00:02.41
4	7	MESZLÉNYI Márk (17)	SVK 	00:03:55.05	+00:04.32
5	8	MARTINS Hugo (17)	POR 	00:03:56.08	+00:05.35
6	3	LEVASSEUR Xavier (17)	CAN 	00:04:04.86	+00:14.13
7	6	MORELLO Giacomo (17)	ITA 	00:04:08.52	+00:17.79
8	5	BUTCHER Samuel (17)	ZAF 	00:04:16.05	+00:25.31








0,0 °C

km/h

 1-7 + 1 next BT -> SF

## Result 4: H4 K1 Men 17 1000m

13. 9. 2019 9:38

#	Ln	Boat	Country	Time	Delta
1	1	LAGUNDZIC Branko (17)	SRB 	00:03:51.21	
2	3	VANASTEN Tristan (17)	BEL 	00:03:52.18	+00:00.97
3	6	AOKI Mizuki (17)	JPN 	00:03:57.12	+00:05.90
4	2	HEDIN Eric (17)	SWE 	00:03:58.18	+00:06.96
5	4	PRICE Jacob (17)	CAN 	00:03:58.91	+00:07.69
6	8	OLEKSANDR Chekhmistrenko (17)	UKR 	00:04:01.26	+00:10.04
7	7	BOGYA Bálint (17)	SVK 	00:04:07.96	+00:16.74

0,0 °C km/h

 1-7 + 1 next BT -> SF

## Result 5: H5 K1 Men 17 1000m

13. 9. 2019 9:41









#	Ln	Boat	Country	Time	Delta
1	7	KARANOVIC Nikola (17)	SRB 	00:03:53.66	
2	4	VANGEEL Jules (17)	BEL 	00:03:53.72	+00:00.06
3	5	BOTTINI Simon (17)	ARG 	00:03:54.24	+00:00.58
4	3	ECKER Jonas (17)	USA 	00:03:54.56	+00:00.90
5	6	SIELICKI Maksymilian (17)	GBR 	00:03:57.64	+00:03.98
6	2	VICHEV Valerii (17)	UKR 	00:04:04.08	+00:10.42
7	1	ARNOUDSE Yuri (17)	NED 	00:04:05.50	+00:11.84

0,0 °C km/h

 1-7 + 1 next BT -> SF

## Result 6: H1 C1 Men 17 1000m

13. 9. 2019 9:45








#	Ln	Boat	Country	Time	Delta
1	7	ŠTURSA Otakar (17)	CZE 	00:04:33.24	
2	8	JOHANSSON William Birch (17)	DEN 	00:04:34.18	+00:00.94
3	5	DÁVID Halász (17)	HUN 	00:04:35.04	+00:01.80
4	6	VOLODYMYR Cavchyn (17)	UKR 	00:04:37.65	+00:04.40
5	2	HARADA Masatoshi (17)	JPN 	00:04:40.67	+00:07.43
6	1	BLIZNAKOV Stelqn (17)	BUL 	00:04:41.57	+00:08.33
7	4	BERONJA Petar (17)	SRB 	00:04:56.57	+00:23.33
8	3	THOMAS William (17)	GBR 	00:05:11.42	+00:38.18

0,0 °C km/h

 1-6 + 3 next BT -> SF

## Result 7: H2 C1 Men 17 1000m

13. 9. 2019 9:48

#	Ln	Boat	Country	Time	Delta
1	7	BILLARD Andrew (17)	CAN 	00:04:21.54	
2	3	ZOLTÁN Vass (17)	HUN 	00:04:23.80	+00:02.26
3	5	LUKAC Joaquin Ezequiel (17)	ARG 	00:04:26.24	+00:04.70
4	2	KIZEK Peter (17)	SVK 	00:04:26.30	+00:04.76
5	4	ALMAGAMBETOV Anuar (17)	KAZ 	00:04:28.72	+00:07.18
6	6	SEGAUX Tom (17)	FRA 	00:04:29.38	+00:07.84
7	8	CALÒ Edoardo (17)	ITA 	00:04:40.32	+00:18.78
8	1	BUGLAK Večiaslav (17)	LTU 	00:04:40.72	+00:19.18








0,0 °C

km/h

 1-6 + 3 next BT -> SF

## Result 8: H3 C1 Men 17 1000m

13. 9. 2019 9:51

#	Ln	Boat	Country	Time	Delta
1	5	AHARODNY Mikita (17)	BLR 	00:04:29.54	
2	4	SKIBINSKI Piotr (17)	POL 	00:04:31.48	+00:01.94
3	3	O'NEILL Matthew (17)	CAN 	00:04:32.10	+00:02.56
4	1	LÉRÁNT Christopher Peter (17)	SVK 	00:04:33.06	+00:03.52
5	7	BELTRAMINI Mauro (17)	ITA 	00:04:33.98	+00:04.44
6	6	OTT Lennart (17)	GER 	00:04:43.58	+00:14.04
7	2	BRAZYS Irmantas (17)	LTU 	00:05:27.14	+00:57.60

0,0 °C

km/h

 1-6 + 3 next BT -> SF

## Result 9: H4 C1 Men 17 1000m

13. 9. 2019 9:54

#	Ln	Boat	Country	Time	Delta
1	3	BECHTOLD Tim (17)	GER 	00:04:28.92	
2	6	ARTEM Chetvertak (17)	UKR 	00:04:31.28	+00:02.36
3	4	BACÍLEK Lukáš (17)	CZE 	00:04:34.18	+00:05.26
4	2	KRZYZANOWSKI Krystian (17)	POL 	00:04:43.38	+00:14.46
5	7	MOLLER Daniel (17)	DEN 	00:04:45.80	+00:16.88
6	1	SEXTON Camden (17)	USA 	00:04:48.16	+00:19.24
7	5	TODOROVIC Boris (17)	BIH 	00:05:09.28	+00:40.36









0,0 °C

km/h


 1-6 + 3 next BT -> SF

## Result 10: H1 K1 Men 16 1000m

13. 9. 2019 9:57








#	Ln	Boat	Country	Time	Delta
1	3	KARSAKOU Kiryl (16)	BLR 	00:00:36.00	
2	5	MAMCHNKO Oleksii (16)	UKR 	00:00:38.14	+00:02.14
3	1	TERMER Václav (16)	CZE 	00:00:39.32	+00:03.32
4	8	DANAŠ Matej (16)	SVK 	00:00:39.92	+00:03.92
5	6	HISHIDA Yuan (16)	JPN 	00:00:42.68	+00:06.68
6	2	IRSIGLER Carol (16)	AUT 	00:00:50.52	+00:14.52
7	4	ZHUKOV Andrey (16)	KAZ 	00:00:58.98	+00:22.98
8	7	PERSSON Erik (16)	SWE 	00:01:06.40	+00:30.40

0,0 °C km/h


 1-6 -> SF

## Result 11: H2 K1 Men 16 1000m

13. 9. 2019 10:00








#	Ln	Boat	Country	Time	Delta
1	7	RYBANSKÝ Daniel (16)	SVK 	00:03:58.44	
2	4	PLATASH Danil (16)	UKR 	00:03:59.76	+00:01.32
3	5	PIZARRO Piero (16)	ARG 	00:04:01.46	+00:03.02
4	6	ALLEN Ashby (16)	AUS 	00:04:02.26	+00:03.82
5	8	ORLOV Albert (16)	EST 	00:04:06.62	+00:08.18
6	1	GLADYKOWSKI Gabriel (16)	POL 	00:04:07.80	+00:09.36
7	2	NIKOLOV Nikolay (16)	BUL 	00:04:13.10	+00:14.66
8	3	KROES Jessin (16)	NED 	00:04:34.24	+00:35.80

0,0 °C km/h


 1-6 -> SF

## Result 12: H3 K1 Men 16 1000m

13. 9. 2019 10:03









#	Ln	Boat	Country	Time	Delta
1	5	JANOWICZ Dawid (16)	POL 	00:03:58.56	
2	1	ORERO Manuel Rodrigo (16)	ARG 	00:03:59.06	+00:00.50
3	7	GERBERS Otto (16)	LAT 	00:03:59.80	+00:01.24
4	4	KRISTENSEN Jeppe (16)	DEN 	00:04:03.62	+00:05.06
5	8	ELENOV Borislav (16)	BUL 	00:04:15.76	+00:17.20
6	3	LOOIJ Lance (16)	NED 	00:04:31.92	+00:33.36
7	6	MARSH Allen (16)	USA 	00:04:42.24	+00:43.68

0,0 °C km/h

 1-6 -> SF


## Result 13: H4 K1 Men 16 1000m

13. 9. 2019 10:06

#	Ln	Boat	Country	Time	Delta
1	5	DUARTE João (16)	POR 	00:03:53.02	
2	7	FREYER Julian (16)	GER 	00:03:53.88	+00:00.86
3	6	PEDERSEN Mark (16)	DEN 	00:03:54.04	+00:01.02
4	8	GAUDET Ian (16)	CAN 	00:03:54.88	+00:01.86
5	1	BODINE Ashby (16)	USA 	00:03:57.20	+00:04.18
6	3	POLELLO Luca (16)	ITA 	00:04:08.18	+00:15.16
7	2	BENETOS Konstantinos (16)	GRE 	00:04:11.44	+00:18.42
8	4	IRAKLEOUS Aris (16)	CYP 	00:04:37.12	+00:44.10






0,0 °C

km/h

 1-6 -> SF

## Result 14: H5 K1 Men 16 1000m

13. 9. 2019 10:09

#	Ln	Boat	Country	Time	Delta
1	5	DUCHINI Gabriele (16)	ITA 	00:03:57.62	
2	4	JOHNSON Craig (16)	CAN 	00:03:58.56	+00:00.94
3	6	MAGRADZE Tengiz (16)	GEO 	00:04:07.42	+00:09.80
4	7	LEVENTE Kurucz (16)	HUN 	00:04:08.28	+00:10.66
5	2	KAIRYS Heraldas (16)	LTU 	00:04:09.48	+00:11.86
6	3	BOOTH Toby (16)	GBR 	00:04:11.62	+00:14.00
7	8	BOKOR NAGY David (16)	CYP 	00:04:24.76	+00:27.14







0,0 °C

km/h

 1-6 -> SF

## Result 15: H6 K1 Men 16 1000m

13. 9. 2019 10:11

#	Ln	Boat	Country	Time	Delta
1	4	LAGERSTAM Hugo (16)	SWE 	00:03:59.34	
2	6	PATRIK Kövesdi (16)	HUN 	00:04:01.48	+00:02.14
3	7	HUMHAL Jiří (16)	CZE 	00:04:02.02	+00:02.68
4	5	SAKALAUSKAS Rytis (16)	LTU 	00:04:04.43	+00:05.09
5	1	TONKIN Alex (16)	GBR 	00:04:05.48	+00:06.14
6	2	STOJSIC Dimitrije (16)	SRB 	00:04:06.06	+00:06.71
7	3	MZOLO Kwenzeka (16)	ZAF 	00:04:08.24	+00:08.90









0,0 °C

km/h

 1-6 -> SF

## Result 16: H1 C1 Men 16 1000m

13. 9. 2019 10:15

#	Ln	Boat	Country	Time	Delta
1	5	KUZYK Taras (16)	UKR 	00:04:28.58	
2	7	GOLOVAČ Artūras (16)	LTU 	00:04:31.19	+00:02.61
3	1	MAEDA Takumi (16)	JPN 	00:04:31.91	+00:03.33
4	3	FEDISHIN Mihail (16)	BUL 	00:04:32.45	+00:03.87
5	8	BENCE Kuska (16)	HUN 	00:04:43.31	+00:14.73
6	6	KIMBERLEY Maxim (16)	GBR 	00:04:48.72	+00:20.14
7	4	TOVARLAZA Mihajlo (16)	SRB 	00:04:54.66	+00:26.07
8	2	WAEKENS Laelien (16)	FRA 	00:04:55.56	+00:26.98








0,0 °C

km/h

 1-6 + 3 next BT -> SF

## Result 17: H2 C1 Men 16 1000m

13. 9. 2019 10:19

#	Ln	Boat	Country	Time	Delta
1	3	LÁSZLÓ Papp (16)	HUN 	00:04:32.62	
2	6	GRAHAM Kieran (16)	CAN 	00:04:32.80	+00:00.18
3	7	KITEWSKI Juliusz (16)	POL 	00:04:34.40	+00:01.78
4	5	BOICHUT Simon (16)	FRA 	00:04:39.98	+00:07.36
5	4	KALATININS Antons (16)	LAT 	00:04:42.18	+00:09.56
6	1	SERAFINAS Ignas (16)	LTU 	00:04:46.50	+00:13.88
7	2	PETKOVIC Uros (16)	SRB 	00:05:16.64	+00:44.02








0,0 °C

km/h

 1-6 + 3 next BT -> SF


## Result 18: H3 C1 Men 16 1000m

13. 9. 2019 10:22

#	Ln	Boat	Country	Time	Delta
1	5	SEMENIUK Taras (16)	UKR 	00:04:25.32	
2	6	BURKANAU Ilya (16)	BLR 	00:04:26.58	+00:01.26
3	3	TETTINGER Petr (16)	CZE 	00:04:32.12	+00:06.80
4	7	SADOWSKI Damian (16)	POL 	00:04:33.18	+00:07.86
5	4	SCHIEWECK Erik (17)	GER 	00:04:36.00	+00:10.68
6	2	SZOBOLOVSKY Michal (16)	SVK 	00:04:44.16	+00:18.84
7	1	FERRERO Francesco (16)	ITA 	00:05:07.04	+00:41.72







0,0 °C

km/h

 1-6 + 3 next BT -> SF

## Result 19: H4 C1 Men 16 1000m

13. 9. 2019 10:24

#	Ln	Boat	Country	Time	Delta
1	6	SILVA Diogo (16)	POR 	00:04:33.06	
2	5	FERRERO Filippo (16)	ITA 	00:04:34.32	+00:01.26
3	2	STOLÁRIK Peter (16)	SVK 	00:04:36.54	+00:03.48
4	3	KOHLLEN Christoph (16)	GER 	00:04:37.62	+00:04.56
5	1	SEDLÁK Jiří (16)	CZE 	00:04:53.80	+00:20.74
6	7	RENG Marcus (16)	DEN 	00:04:54.22	+00:21.16





0,0 °C

km/h

 1-6 + 3 next BT -> SF

## Result 20: H1 K1 Men 15 1000m

13. 9. 2019 10:32

#	Ln	Boat	Country	Time	Delta
1	8	BRYDE Nikolaj (15)	DEN 	00:04:03.14	
2	1	MANJENCIC Luka (15)	SRB 	00:04:05.60	+00:02.46
3	7	ZSOMBOR Panyik (15)	HUN 	00:04:06.88	+00:03.74
4	2	KLOPOV Ivan (15)	UKR 	00:04:07.56	+00:04.42
5	9	KAJDANEK Jaroslaw (15)	POL 	00:04:08.80	+00:05.66
6	4	SPADACINI Achille (15)	ITA 	00:04:09.96	+00:06.82
7	5	MICATROTTA Luca (14)	ARG 	00:04:14.68	+00:11.54
8	3	FULÍK Albert (15)	CZE 	00:04:20.44	+00:17.30

0,0 °C

km/h

 1-6 + 3 next BT -> SF

## Result 21: H2 K1 Men 15 1000m

13. 9. 2019 10:34

#	Ln	Boat	Country	Time	Delta
1	5	STOJKOVIČ David (15)	SVK 	00:04:08.64	
2	3	BENCE Ozsgyáni (15)	HUN 	00:04:12.40	+00:03.76
3	7	PRIVETT Matthew (15)	ZAF 	00:04:13.80	+00:05.16
4	4	PYTLAK Tomasz (15)	POL 	00:04:16.04	+00:07.40
5	9	TRNKA Filip (15)	CZE 	00:04:16.26	+00:07.62
6	8	NOREIKIS Henrikas (15)	LTU 	00:04:23.34	+00:14.70
7	6	POLYCHRONAKIS Spyridon (15)	GRE 	00:04:24.66	+00:16.02
8	1	JIRGENSONS Martins (15)	LAT 	00:04:39.38	+00:30.74









0,0 °C

km/h

 1-6 + 3 next BT -> SF

## Result 22: H3 K1 Men 15 1000m

13. 9. 2019 10:37









#	Ln	Boat	Country	Time	Delta
1	6	ZAPF Florian (15)	GER 	00:04:06.76	
2	7	VARGHA Boris (15)	SVK 	00:04:07.24	+00:00.48
3	4	FERREIRA Adolfo (15)	POR 	00:04:10.14	+00:03.38
4	2	HURYN Ivan (15)	BLR 	00:04:20.38	+00:13.62
5	5	KOLELIS Lukas (15)	LTU 	00:04:23.20	+00:16.44
6	8	IWASE Tomoya (14)	JPN 	00:04:25.34	+00:18.58
7	3	NIKOLAOU Rafail (0)	CYP 	00:04:31.60	+00:24.84
8	1	NAZARENKO Erasts (15)	LAT 	00:04:31.74	+00:24.98

0,0 °C km/h


 1-6 + 3 next BT -> SF

## Result 23: H4 K1 Men 15 1000m

13. 9. 2019 10:39







#	Ln	Boat	Country	Time	Delta
1	3	MAZZARA Simone (15)	ITA 	00:04:09.26	
2	7	EYLER Bruno (15)	ARG 	00:04:11.74	+00:02.48
3	6	SCHENK Vaughn (15)	USA 	00:04:12.78	+00:03.52
4	5	IKIC Damir (15)	SRB 	00:04:13.30	+00:04.04
5	2	KOPACZEWSKI Max (15)	GER 	00:04:13.40	+00:04.14
6	4	HARDWICK Daniel (15)	AUS 	00:04:14.30	+00:05.04
7	1	ZHYROV Daniil (15)	UKR 	00:04:18.90	+00:09.64
8	8	CHRISTODOULOU Christos Dylan (15)	CYP 	00:04:27.88	+00:18.62

0,0 °C km/h


 1-6 + 3 next BT -> SF

## Result 24: H1 C1 Men 15 1000m

13. 9. 2019 10:41

#	Ln	Boat	Country	Time	Delta
1	5	PIGEON Austin (15)	CAN 	00:04:31.68	
2	8	KORN Leo (15)	GER 	00:04:41.42	+00:09.74
3	1	CSANÁD Molnár (15)	HUN 	00:04:44.94	+00:13.26
4	7	SIERADZAN Kacper (15)	POL 	00:04:45.32	+00:13.64
5	4	LÉRÁNT Lucas (15)	SVK 	00:04:49.86	+00:18.18
6	3	HAMAMOTO Shiryu (15)	JPN 	00:05:00.84	+00:29.16
7	6	BUDIONOV Jevgenij (15)	LTU 	00:05:04.54	+00:32.86
8	2	FOMENKO Andrejs (15)	LAT 	00:05:30.72	+00:59.04








0,0 °C km/h

 1 -> F, 2-7 -> SF




## Result 25: H2 C1 Men 15 1000m

13. 9. 2019 10:45







#	Ln	Boat	Country	Time	Delta
1	6	BENDEGÚZ Böszörményi (15)	HUN 	00:04:39.96	
2	3	DOKTOR Tomáš (15)	CZE 	00:04:55.36	+00:15.40
3	2	MALOVIC Mihajlo (15)	SRB 	00:04:57.68	+00:17.72
4	7	ANTROPOV Danilo (15)	UKR 	00:04:57.90	+00:17.94
5	5	TOEPEL David (15)	GER 	00:05:00.56	+00:20.60
6	1	GESUALDI Giorgio (15)	ITA 	00:05:12.04	+00:32.08
7	4	VANAGAS Enrikas (14)	LTU 	00:05:25.52	+00:45.56

0,0 °C km/h


 1 -> F, 2-7 -> SF

## Result 26: H3 C1 Men 15 1000m

13. 9. 2019 10:47

#	Ln	Boat	Country	Time	Delta
1	5	TSIVTSIVADZE Aleksandre (15)	GEO 	00:04:33.76	
2	2	ZHUKAVETS Mikalai (15)	BLR 	00:04:48.78	+00:15.02
3	1	FARKAS Márk András (15)	SVK 	00:04:53.80	+00:20.04
4	3	MILO Vojtěch (15)	CZE 	00:04:59.30	+00:25.54
5	7	UZULNIEKS Arturs Daniels (15)	LAT 	00:05:21.28	+00:47.52
6	4	GALVAN Jake (15)	USA 	00:05:32.92	+00:59.16

0,0 °C km/h

 1 -> F, 2-7 -> SF

## Result 27: H1 K1 Women 17 1000m

13. 9. 2019 10:51








#	Ln	Boat	Country	Time	Delta
1	6	GALÁDOVÁ Barbora (17)	CZE 	00:04:29.56	
2	8	REINHOLT Astrid (17)	DEN 	00:04:29.60	+00:00.04
3	3	CSENGE Boldis (17)	HUN 	00:04:29.64	+00:00.08
4	9	HIPKINS Kate (17)	GBR 	00:04:33.28	+00:03.72
5	4	ČULENOVÁ Dagmar (17)	SVK 	00:04:37.36	+00:07.80
6	7	HEPP Cornelia (17)	AUT 	00:04:37.60	+00:08.04
7	2	D'ESTEFANO Rebeca (17)	ARG 	00:04:37.86	+00:08.30
8	5	SARIC Dunja (17)	SRB 	00:04:47.14	+00:17.58
9	1	GUADAGNINI Aurora (17)	ITA 	00:04:51.74	+00:22.18

0,0 °C km/h

 1-6 + 3 next BT -> SF

## Result 28: H2 K1 Women 17 1000m

13. 9. 2019 10:54

#	Ln	Boat	Country	Time	Delta
1	1	HANSEN Anna Find (17)	DEN 	00:04:32.00	
2	7	HÁZOVÁ Adéla (17)	CZE 	00:04:32.62	+00:00.62
3	6	IOSKA Natallia (17)	BLR 	00:04:35.02	+00:03.02
4	2	DAMJANOV Anja (17)	SRB 	00:04:38.14	+00:06.14
5	5	GEORGIEVA Yoana (17)	BUL 	00:04:50.98	+00:18.98
6	4	COX Amber (17)	GBR 	00:04:52.34	+00:20.34
7	8	KUSAKA Ten (17)	USA 	00:05:11.30	+00:39.30

0,0 °C km/h


 1-6 + 3 next BT -> SF

## Result 29: H3 K1 Women 17 1000m

13. 9. 2019 10:57









#	Ln	Boat	Country	Time	Delta
1	2	HRYSHAKOVA Elvira (17)	UKR 	00:04:35.88	
2	8	O'BRIEN Anna (17)	CAN 	00:04:37.10	+00:01.22
3	1	SINKEL Liudmila (17)	BLR 	00:04:37.64	+00:01.76
4	5	KISCHNICK Lisa Marie (17)	GER 	00:04:37.98	+00:02.10
5	3	WOJCIECHOWSKA Natalia (17)	POL 	00:04:38.64	+00:02.76
6	6	NOSKOFF Sierra (17)	USA 	00:04:53.68	+00:17.80
7	4	VODOPIVEC Neja (17)	SLO 	00:05:02.18	+00:26.30
8	7	WILSON Jade (17)	ZAF 	00:05:04.28	+00:28.40

0,0 °C km/h

 1-6 + 3 next BT -> SF

## Result 30: H4 K1 Women 17 1000m

13. 9. 2019 10:59








#	Ln	Boat	Country	Time	Delta
1	8	ROESSELING Enja (17)	GER 	00:04:34.62	
2	5	HORVÁTH Emma (17)	SVK 	00:04:37.00	+00:02.38
3	2	CSILLA Rugási (17)	HUN 	00:04:37.92	+00:03.30
4	6	DEMCHYNA Olha (17)	UKR 	00:04:39.06	+00:04.44
5	3	WESTWATER Brooke (17)	CAN 	00:04:42.28	+00:07.66
6	7	WILLS-GRACE Phoebe (17)	AUS 	00:04:44.14	+00:09.52
7	4	SZEWCZYK Patrycja (17)	POL 	00:04:44.60	+00:09.98
8	1	ENDO Honatsu (17)	JPN 	00:04:45.12	+00:10.50


0,0 °C km/h

 1-6 + 3 next BT -> SF

## Result 31: H1 C1 Women 17 1000m







13. 9. 2019 11:02


#	Ln	Boat	Country	Time	Delta
1	4	ZHUK Karyna (17)	BLR 	00:05:14.88	
2	6	DÓRA Horányi (17)	HUN 	00:05:22.20	+00:07.32
3	5	SURMINA Olga (17)	KAZ 	00:05:27.00	+00:12.12
4	1	PENNYFATHER Kate (17)	CAN 	00:05:37.88	+00:23.00
5	7	RENARD Axelle (17)	FRA 	00:05:40.22	+00:25.34
6	3	HIOKI Yu (17)	JPN 	00:05:43.84	+00:28.96
7	2	JANKOVSKÁ Kristína (17)	SVK 	00:05:46.52	+00:31.64

0,0 °C      km/h       1 -> F, 2-7 -> SF

## Result 32: H2 C1 Women 17 1000m







13. 9. 2019 11:05


#	Ln	Boat	Country	Time	Delta
1	4	PRAETZ Elisabeth (17)	GER 	00:05:21.52	
2	5	AMINA Palamarchuk (17)	UKR 	00:05:29.96	+00:08.44
3	6	IKRÉNIOVÁ Viktória (17)	SVK 	00:05:33.58	+00:12.06
4	1	ANDRADA ALEXIA Serban (17)	HUN 	00:05:38.92	+00:17.40
5	2	KRAUSOVÁ Alena (17)	CZE 	00:05:53.24	+00:31.72
6	3	MUSIALSKA Wiktoria (17)	POL 	00:06:02.58	+00:41.06

0,0 °C      km/h       1 -> F, 2-7 -> SF

## Result 33: H3 C1 Women 17 1000m


13. 9. 2019 11:12


#	Ln	Boat	Country	Time	Delta
1	1	DANILCHUK Yeva (17)	BLR 	00:05:27.36	
2	2	WISNIEWSKA Weronika (17)	POL 	00:05:37.76	+00:10.40
3	4	KLEESCHULTE Marit (17)	GER 	00:05:38.14	+00:10.78
4	3	SHAROVA Valeriia (17)	UKR 	00:05:40.46	+00:13.10
5	6	ČERNOTSKÁ Vendula (17)	CZE 	00:05:56.92	+00:29.56
6	5	SCHUETTE Becca (17)	USA 	00:06:09.70	+00:42.34

0,0 °C      km/h       1 -> F, 2-7 -> SF

## Result 34: H1 K1 Women 16 1000m








13. 9. 2019 11:16

#	Ln	Boat	Country	Time	Delta
1	8	JENSEN Katrine (16)	DEN 	00:04:35.84	
2	3	GLADKOVA Tatyana (16)	KAZ 	00:04:37.68	+00:01.84
3	7	VALEROSI Margherita (16)	ITA 	00:04:43.78	+00:07.94
4	4	MIRKOV Ana (16)	SRB 	00:04:47.10	+00:11.26
5	6	THIESSEN Audrey (16)	USA 	00:04:47.18	+00:11.34
6	5	GAUBE Katharina (16)	AUT 	00:04:47.94	+00:12.10
7	1	KERGE Säde Lee (16)	EST 	00:05:06.44	+00:30.60
8	2	ELLIOTT Caitlin (16)	ZAF 	00:05:25.68	+00:49.84

0,0 °C      km/h       1-7 + 1 next BT -> SF

## Result 35: H2 K1 Women 16 1000m

13. 9. 2019 11:20






#	Ln	Boat	Country	Time	Delta
1	8	MAJEWSKA Oliwia (16)	POL 	00:04:32.36	
2	2	EVELIN Csengeri (16)	HUN 	00:04:34.60	+00:02.24
3	4	BESHARAH Toshka (16)	CAN 	00:04:35.90	+00:03.54
4	1	BLOMGREEN-HANSEN Sofie (16)	DEN 	00:04:41.84	+00:09.48
5	6	GRATTON Annaelle (16)	FRA 	00:04:49.08	+00:16.72
6	7	MIKELJ Manca (16)	SLO 	00:04:54.90	+00:22.54
7	5	KUMIHASHI Ichika (16)	JPN 	00:04:58.46	+00:26.10

0,0 °C km/h

 1-7 + 1 next BT -> SF

## Result 36: H3 K1 Women 16 1000m

13. 9. 2019 11:23

#	Ln	Boat	Country	Time	Delta
1	2	MACPHERSON Cassidy (16)	CAN 	00:04:33.18	
2	4	RAGWITZ Gesine (16)	GER 	00:04:36.60	+00:03.41
3	5	MARCZEWSKA Weronika (16)	POL 	00:04:37.82	+00:04.63
4	7	HOLÁ Nina (16)	SVK 	00:04:40.45	+00:07.26
5	3	ADÉL Kálovics (16)	HUN 	00:04:44.75	+00:11.56
6	1	MUNTIAN Viktoriia (16)	UKR 	00:04:47.90	+00:14.72
7	8	GARRO Juliana (16)	ARG 	00:04:49.49	+00:16.30
8	6	THOR Agnes (16)	SWE 	00:04:59.97	+00:26.79

0,0 °C km/h

 1-7 + 1 next BT -> SF

## Result 37: H4 K1 Women 16 1000m

13. 9. 2019 11:25









#	Ln	Boat	Country	Time	Delta
1	6	PECSUKOVÁ Katarína (16)	SVK 	00:04:34.56	
2	7	PAVLEŠIN Leona (16)	CRO 	00:04:37.35	+00:02.78
3	8	BESSA Beatriz (16)	POR 	00:04:41.18	+00:06.62
4	5	ANDERSON Grace (16)	GBR 	00:04:41.93	+00:07.37
5	1	ZADRAŽILOVÁ Anežka (16)	CZE 	00:04:47.42	+00:12.85
6	3	STRODE Santa (16)	LAT 	00:04:50.94	+00:16.38
7	4	ADJAD Catalina (16)	ARG 	00:05:03.69	+00:29.13
8	2	HANSSON NOREFJORD Julia (16)	SWE 	00:05:23.72	+00:49.16

0,0 °C km/h

 1-7 + 1 next BT -> SF

## Result 38: H5 K1 Women 16 1000m

13. 9. 2019 11:29







#	Ln	Boat	Country	Time	Delta
1	4	HERZÁNOVÁ Lucie (16)	CZE 	00:04:37.95	
2	8	STRAMKE Vanessa (16)	GER 	00:04:40.84	+00:02.89
3	2	VUKOV Biljana (16)	SRB 	00:04:43.94	+00:05.98
4	7	LATENSTEIN VAN VOORST Odette (16)	NED 	00:04:46.88	+00:08.93
5	5	MALOSSO Chiara (16)	ITA 	00:04:49.02	+00:11.07
6	1	RUPENOVIC Isabelle (16)	AUS 	00:04:51.68	+00:13.72
7	6	PAVLI Sofia (16)	GRE 	00:04:54.24	+00:16.29
8	3	KELLEY Frankie (16)	USA 	00:05:03.57	+00:25.62

0,0 °C km/h


 1-7 + 1 next BT -> SF

## Result 39: H1 C1 Women 16 1000m

13. 9. 2019 11:36








#	Ln	Boat	Country	Time	Delta
1	1	FANNI Seres (16)	HUN 	00:05:13.31	
2	7	HODGSON-PAGEAU Ella (16)	CAN 	00:05:14.00	+00:00.69
3	4	SCHIFF Jessica (16)	ITA 	00:05:37.38	+00:24.06
4	5	TILLEROVÁ Andrea (16)	CZE 	00:05:41.23	+00:27.91
5	6	BURCHARD Lauren (16)	AUS 	00:05:49.27	+00:35.95
6	3	ŠOLTÉS Kristína (16)	SVK 	00:06:15.15	+01:01.84

0,0 °C km/h


 1 -> F, 2-7 -> SF

## Result 40: H2 C1 Women 16 1000m

13. 9. 2019 11:39







#	Ln	Boat	Country	Time	Delta
1	5	BRAUN Amelia (16)	POL 	00:05:04.12	
2	6	KALYTIUK Vasylyna (16)	UKR 	00:05:10.91	+00:06.79
3	4	MCDONALD Evie (16)	CAN 	00:05:22.14	+00:18.01
4	1	ZSÓFIA Csorba (16)	HUN 	00:05:28.67	+00:24.55
5	2	DHE Ombeline (16)	FRA 	00:05:29.68	+00:25.55
6	3	SULABERIDZE Lidia (16)	GEO 	00:05:33.23	+00:29.10
7	7	SETTLE Meisi (16)	USA 	00:05:35.12	+00:30.99

0,0 °C km/h


 1 -> F, 2-7 -> SF

## Result 41: H3 C1 Women 16 1000m

13. 9. 2019 11:47

#	Ln	Boat	Country	Time	Delta
1	5	GABELUNKE Tabea (16)	GER 	00:05:13.55	
2	2	MARUSAVA Darya (16)	BLR 	00:05:14.51	+00:00.96
3	1	BEZNIUK Kateryna (16)	UKR 	00:05:41.32	+00:27.77
4	6	HEIN Zoe (16)	USA 	00:05:48.99	+00:35.44
5	3	FECHNER Luiza (16)	POL 	00:05:53.00	+00:39.45
6	4	KOČANDRLOVÁ Viktorie (16)	CZE 	00:06:03.21	+00:49.66

0,0 °C km/h

 1 -> F, 2-7 -> SF

## Result 42: H1 K1 Women 15 1000m

13. 9. 2019 11:49









#	Ln	Boat	Country	Time	Delta
1	1	RÉKA Nemes (15)	HUN 	00:04:31.72	
2	2	SIDOVÁ Bianka (15)	SVK 	00:04:32.60	+00:00.87
3	6	BRITO Ana (15)	POR 	00:04:35.33	+00:03.61
4	5	ARMSTRONG Kristina (14)	GBR 	00:04:42.03	+00:10.31
5	4	SIDARAVA Alina (15)	BLR 	00:04:45.15	+00:13.43
6	3	MAHYR Khrystyna (15)	UKR 	00:04:48.56	+00:16.83
7	7	KOBAYASHI Haruna (14)	JPN 	00:04:49.37	+00:17.64
8	8	DIMITROVA Vanesa (15)	BUL 	00:04:55.93	+00:24.20
9	9	ROSSETTI Giada (15)	ITA 	DSQ	ciel

0,0 °C km/h

 1-6 + 3 next BT -> SF

## Result 43: H2 K1 Women 15 1000m

13. 9. 2019 11:51

#	Ln	Boat	Country	Time	Delta
1	9	ASKAR Assem (15)	KAZ 	00:04:43.40	
2	8	ZVĚŘOVÁ Kristýna (15)	CZE 	00:04:45.82	+00:02.42
3	2	BASCONCEL Delfina (15)	ARG 	00:04:48.58	+00:05.18
4	5	NIPPER Kitsy (15)	USA 	00:04:55.10	+00:11.70
5	3	BISGAARD Johanne (15)	DEN 	00:04:56.82	+00:13.42
6	4	ORKIĆ Antonela (14)	CRO 	00:05:00.50	+00:17.10
7	6	MIKELJ Tjaša (15)	SLO 	00:05:01.51	+00:18.11
8	1	IMAKA Aelita (15)	LAT 	00:05:03.46	+00:20.06
9	7	VAN BOMMEL Iris (15)	NED 	00:05:04.41	+00:21.01

0,0 °C km/h

 1-6 + 3 next BT -> SF

## Result 44: H3 K1 Women 15 1000m

13. 9. 2019 11:53




#	Ln	Boat	Country	Time	Delta
1	1	DEBRUYNE Christine (15)	BEL 	00:04:42.32	
2	6	KOSMACZEWSKA Lena (15)	POL 	00:04:48.40	+00:06.08
3	8	SOKOLOVA Margarita (15)	LAT 	00:04:51.77	+00:09.45
4	9	FRANCA Tia (15)	SLO 	00:04:53.64	+00:11.32
5	4	PETRÁČKOVÁ Magdalena (15)	CZE 	00:04:54.39	+00:12.07
6	7	MILTHEERS Eva (15)	DEN 	00:04:56.76	+00:14.44
7	5	HANK Kamilah (15)	ZAF 	00:05:03.51	+00:21.19
8	2	EVANS Tatum (15)	USA 	00:05:26.44	+00:44.12

0,0 °C km/h

 1-6 + 3 next BT -> SF

## Result 45: H4 K1 Women 15 1000m

13. 9. 2019 11:56

#	Ln	Boat	Country	Time	Delta
1	9	BUGÁR Réka (15)	SVK 	00:04:40.80	
2	3	TROKA Oliwia (15)	POL 	00:04:41.86	+00:01.06
3	2	RÉKA Kiskó (15)	HUN 	00:04:44.00	+00:03.20
4	7	SELIUKOVA Darya (15)	BLR 	00:04:44.08	+00:03.28
5	6	ROUSSIEKAN Chelsea-Lynn (15)	GER 	00:04:44.74	+00:03.94
6	4	GADEIKYTÉ Greta (15)	LTU 	00:04:45.34	+00:04.54
7	5	BAZZARO Aurora (15)	ITA 	00:04:56.96	+00:16.16
8	8	DEMERTZI Dimitra (15)	GRE 	00:05:17.14	+00:36.34
9	1	MTHABELA Kefiloe Sisanda (15)	ZAF 	00:05:46.64	+01:05.84







0,0 °C

km/h

 1-6 + 3 next BT -> SF


## Result 46: H1 C1 Women 15 1000m

13. 9. 2019 11:59

#	Ln	Boat	Country	Time	Delta
1	7	KHRYSTYNA Osipchuk (15)	UKR 	00:05:28.88	
2	4	ALBRECHT Emma (15)	USA 	00:05:36.04	+00:07.15
3	5	KORDALSKA Oliwia (15)	POL 	00:05:37.68	+00:08.79
4	1	NICOT Amélie (15)	FRA 	00:05:57.41	+00:28.52
5	3	JANATOVÁ Adéla (15)	CZE 	00:06:02.29	+00:33.41
6	6	FUNTAK Ana (15)	CRO 	00:06:06.02	+00:37.13








0,0 °C

km/h

 1 -> F, 2-7 -> SF


## Result 47: H2 C1 Women 15 1000m

13. 9. 2019 12:02

#	Ln	Boat	Country	Time	Delta
1	3	NALETSKA Hanna (15)	BLR 	00:05:19.49	
2	4	BOETTCHER Justine (15)	GER 	00:05:24.00	+00:04.51
3	5	JANÁČKOVÁ Denisa (13)	CZE 	00:05:34.67	+00:15.17
4	1	SEYDLEWICZ Karolina (15)	POL 	00:05:40.90	+00:21.40
5	6	KATA Hegedűs (15)	HUN 	00:05:47.97	+00:28.47
6	2	DI SANTO Michela (15)	ITA 	00:05:48.17	+00:28.68
7	7	BALÁŽOVÁ Tamara (15)	SVK 	00:06:09.27	+00:49.78








0,0 °C


km/h

 1 -> F, 2-7 -> SF

## Result 48: H3 C1 Women 15 1000m

13. 9. 2019 12:03

#	Ln	Boat	Country	Time	Delta
1	1	FERNANDES Beatriz (15)	POR 	00:05:18.16	
2	6	TORNOW Chantal (15)	GER 	00:05:28.21	+00:10.05
3	4	GRADY Sarah (15)	USA 	00:05:36.27	+00:18.11
4	3	DONNELLY Rachael (15)	AUS 	00:05:45.64	+00:27.48
5	2	BORKA Zagyvai (15)	HUN 	00:05:49.67	+00:31.51
6	5	ARAKI Shizuki (15)	JPN 	00:05:55.20	+00:37.04
7	7	FICHEUX Anna (15)	FRA 	00:05:57.63	+00:39.46

0,0 °C km/h  1 -> F, 2-7 -> SF

## Result 49: H1 K2 Men 17 1000m

13. 9. 2019 12:06

#	Ln	Boat	Country	Time	Delta
1	3	MÁRTON Katona (17) ZSIGMOND Takács (17)	HUN 	00:03:34.39	
2	9	BARBOTKIN Anton (17) MELNIK Vitali (17)	BLR 	00:03:35.09	+00:00.69
3	1	DITTMAR Ferdinand (17) PRAGER Jan Ole (17)	GER 	00:03:35.65	+00:01.26
4	4	GRCIC Ljubomir (17) PECIC Milos (17)	SRB 	00:03:37.67	+00:03.28
5	7	ZYCHOWICZ Adrian (17) LESZCZYNSKI Wiktor (17)	POL 	00:03:39.64	+00:05.24
6	2	NONNE Mattia (17) SOMMAROLI Filippo (17)	ITA 	00:03:41.17	+00:06.77
7	8	MOUDRÝ Matyáš (17) NOVOTNÝ Lukáš (17)	CZE 	00:03:42.40	+00:08.00
8	6	HRISTOV Vasil (17) SIMEONOV Preslav (17)	BUL 	00:03:43.50	+00:09.11
9	5	BRETSCHER Cornel (17) DONHAUSER Donat (17)	SUI 	00:03:44.20	+00:09.81
10	0	NEMANIUS Domas (17) JACKŪNAS Ignas (17)	LTU 	00:04:06.72	+00:32.32

0,0 °C km/h  1 -> F, 2-7 -> SF

## Result 50: H2 K2 Men 17 1000m

13. 9. 2019 12:13






#	Ln	Boat	Country	Time	Delta
1	9	ILLTZ Thorben (17) SPECHT Simon (17)	GER 	00:03:26.35	
2	5	ÁRON Nyerges (17) MÁTYÁS Majoros (17)	HUN 	00:03:26.89	+00:00.54
3	8	ILIAŠ Martin (17) MESZLÉNYI Márk (17)	SVK 	00:03:32.41	+00:06.06
4	2	BOCK Gustav (17) KNUDSEN Philip (17)	DEN 	00:03:33.09	+00:06.74
5	7	PILARZ Wojciech (17) ROJEK Przemyslaw (17)	POL 	00:03:34.39	+00:08.04
6	0	SOLNE Lukas (17) ABORG Rasmus (16)	DEN 	00:03:36.85	+00:10.50
7	6	CARDANI Cesare (17) PETTINARI Nikos (17)	ITA 	00:03:38.60	+00:12.25
8	1	BOWRING Isaac (17) WAGNER Yann (17)	FRA 	00:03:39.52	+00:13.17
9	4	CADDELL Jasper (17) MCMULLEN Colin (17)	USA 	00:03:48.03	+00:21.68
10	3	LEVASSEUR Xavier (17) PRICE Jacob (17)	CAN 	00:04:05.20	+00:38.85

0,0 °C km/h  1 -> F, 2-7 -> SF




## Result 51: H3 K2 Men 17 1000m

13. 9. 2019 12:15

#	Ln	Boat	Country	Time	Delta
1	6	BUTTI Lisandro (17)	RATTO Agustin (17)	ARG 	00:03:31.30
2	7	BRATACH Vitalii (17)	TKACHUK Vadym (17)	UKR 	+00:04.18
3	3	MACHÁČEK Jan (17)	PODRASKÝ Patrik (17)	CZE 	+00:06.35
4	9	BELMANS Ferre (17)	GODEAU Tjorben (17)	BEL 	+00:06.65
5	4	PETITBOUT Bertrand (17)	BOIVIN Mathis (16)	FRA 	+00:07.40
6	1	BROCKWAY Jack (17)	STEWART Rory (17)	GBR 	+00:08.65
7	0	OTTE David (17)	MALHERBE Jordy (17)	ZAF 	+00:09.02
8	8	KELJEVIC Nikola (17)	PERLAKI Edvard (17)	SRB 	+00:10.06
9	2	BENDE Adam (17)	BOGYA Bálint (17)	SVK 	+00:21.40
10	5	PECK Walker (17)	PLYMALE Jackson (17)	USA 	+00:25.76

0,0 °C

km/h

 1 -> F, 2-7 -> SF


## Result 52: H1 C2 Men 17 1000m

13. 9. 2019 12:18

#	Ln	Boat	Country	Time	Delta
1	5	BALÁZS Pála (17)	ZOLTÁN Vass (17)	HUN 	00:03:56.16
2	2	BILLARD Andrew (17)	O'NEILL Matthew (17)	CAN 	+00:01.27
3	7	MEDINS Nils (17)	SEVCOVS Jurijs (17)	LAT 	+00:03.11
4	4	HALUBETS Andrei (17)	ROSKACH Maksim (17)	BLR 	+00:08.40
5	6	KUEHNEL Ari (17)	WANSING-DEILMANN Fynn (17)	GER 	+00:16.04
6	1	KRZYŻANOWSKI Krystian (17)	POLACZEK Milosz (17)	POL 	+00:18.89
7	3	MOROZIUK Bohdan (17)	ARTEM Chetvertak (17)	UKR 	+00:23.41







0,0 °C

km/h

 1-3 -> F, 4-7 + 1 next BT -> SF


## Result 53: H2 C2 Men 17 1000m

13. 9. 2019 12:22

#	Ln	Boat	Country	Time	Delta
1	4	NEVE Kristoffer Ravn (17)	SCALES William Anker (17)	DEN 	00:04:03.46
2	2	HOLDAK Krystian (17)	MICHALAK Gracjan (16)	POL 	+00:07.12
3	3	FORTERRE Tom (17)	SEGAUX Tom (17)	FRA 	+00:09.70
4	6	ÁDÁM Brandner (17)	LÁSZLÓ Bana (17)	HUN 	+00:10.88
5	7	CESTRA Andrea (17)	CORBANESE Valentino (17)	ITA 	+00:13.06
	5	VOLODYMYR Cavchyn (17)	YAKOVLIEV Serhii (17)	UKR 	DNS

0,0 °C

km/h

 1-3 -> F, 4-7 + 1 next BT -> SF

## Result 54: H1 K2 Men 15 - 16 1000m

13. 9. 2019 12:25

#	Ln	Boat	Country	Time	Delta
1	1	BRUKHANSKYI Mykyta (16) STARODEBTSEV Valerii (16)	UKR 	00:03:40.38	
2	9	PODHRADSKÝ Viktor Samuel (16) RYBANSKÝ Daniel (16)	SVK 	00:03:41.18	+00:00.80
3	3	PEDERSEN Mark (16) SCHAUFUSS Oskar (16)	DEN 	00:03:42.56	+00:02.18
4	7	KOTHLOW Noah (16) GUENDL Konrad (16)	GER 	00:03:43.80	+00:03.42
5	2	GAUDET Ian (16) JOHNSON Craig (16)	CAN 	00:03:52.74	+00:12.36
6	4	TOLEDO Fermin (16) TORRES TOLEDO Luka Valentino (15)	ARG 	00:03:54.50	+00:14.12
7	5	PETOVIC Mihailo (15) SLOBODA Norbert (15)	SRB 	00:03:56.72	+00:16.34
8	6	LAGERSTAM Hugo (16) PERSSON Erik (16)	SWE 	00:03:58.92	+00:18.54
9	8	ARAR Ivan Fran (16) BABIĆ Domagoj (16)	CRO 	00:04:10.76	+00:30.38









0,0 °C

km/h

 1-7 + 1 next BT -> SF

## Result 55: H2 K2 Men 15 - 16 1000m

13. 9. 2019 12:27

#	Ln	Boat	Country	Time	Delta
1	5	BASTIAENS Rafaël (16) DRAGONETTI Mattis (15)	BEL 	00:03:45.12	
2	7	HINVES Xavier (16) TARVER Zachary (16)	GBR 	00:03:45.62	+00:00.50
3	9	MAJUMDAR Philip (16) TALBERT Sean (16)	USA 	00:03:47.68	+00:02.56
4	2	DOVRAGOVIC Veljko (16) GRANZAN Petar (16)	SRB 	00:03:48.44	+00:03.32
5	4	JAHODA Filip (15) NIEBAUER Jakub (15)	CZE 	00:03:50.74	+00:05.62
6	3	ACOSTA Facundo (14) ARREDONDO Agustin (14)	ARG 	00:03:51.68	+00:06.56
7	8	KNOPS Kristaps Matias (16) ZUJEVS Davis (16)	LAT 	00:03:54.66	+00:09.54
8	6	KROES Jessin (16) PENNINKHOF Jesse (16)	NED 	00:04:13.98	+00:28.86









0,0 °C

km/h

 1-7 + 1 next BT -> SF

## Result 56: H3 K2 Men 15 - 16 1000m

13. 9. 2019 12:29

#	Ln	Boat	Country	Time	Delta
1	2	MANFREDA Matevž (15) MUGERLI Alen (16)	SLO 	00:03:42.82	
2	3	KAPOUN Miroslav (16) VALSA Radek (16)	CZE 	00:03:44.26	+00:01.44
3	6	BARSZCZEWSKI Lukasz (16) JANUSZ Dawid (16)	POL 	00:03:44.94	+00:02.12
4	4	ALSBERGS Juris (16) MANCASS Valters (16)	LAT 	00:03:45.28	+00:02.46
5	7	KARSAKOU Kiryl (16) KUZMENKA Yahor (16)	BLR 	00:03:53.44	+00:10.62
6	1	BOEHOLT Dylan (16) BOYD Nate (16)	USA 	00:04:04.52	+00:21.70
7	8	BOKOR NAGY David (16) CHRISTODOULOU Christos Dylan (15)	CYP 	00:04:05.22	+00:22.40
8	5	ŠUKYS Matas (16) VRONEVSKIS Vakarlis (16)	LTU 	00:04:13.26	+00:30.44

0,0 °C

km/h

 1-7 + 1 next BT -> SF

## Result 57: H4 K2 Men 15 - 16 1000m

13. 9. 2019 12:31

#	Ln	Boat	Country	Time	Delta
1	8	MÁTYÁS Horváth (16)	SZILVESZTER Bolehradsky (16) HUN 	00:03:43.44	
2	7	HAVET Jean (16)	PICHANCOURT Arthur (15) FRA 	00:03:46.04	+00:02.60
3	5	AUTUKHOV Daniil (15)	YERMOLENKA Dzianis (15) BLR 	00:03:47.90	+00:04.46
4	6	KOMOROWSKI Igor (16)	GLADYKOWSKI Gabriel (16) POL 	00:03:49.90	+00:06.46
5	1	MAZZARA Simone (15)	POLELLO Luca (16) ITA 	00:03:53.32	+00:09.88
6	3	MAVER Rok (15)	STOJANOVIĆ Jakob (15) SLO 	00:03:54.70	+00:11.26
7	4	BUDRYS Laurynas (16)	ŠLIČIUS Arūnas (16) LTU 	00:04:01.78	+00:18.34
8	2	NIKOLAOU Rafail (0)	CHRISTODOULOU Christos (0) CYP 	00:04:03.60	+00:20.16









0,0 °C

km/h

 1-7 + 1 next BT -> SF

## Result 58: H5 K2 Men 15 - 16 1000m

13. 9. 2019 12:34

#	Ln	Boat	Country	Time	Delta
1	2	WINKELMANN Anton (15)	GRAF Jan Peter (16) GER 	00:03:40.14	
2	3	PODLEISZEK Filip (15)	SCHRIMPEL Peter (16) SVK 	00:03:44.86	+00:04.72
3	7	PATRIK Kövesdi (16)	RAUL Nagy (16) HUN 	00:03:44.94	+00:04.80
4	8	ALLEN Ashby (16)	SCHOOLEY Toby (16) AUS 	00:03:45.50	+00:05.36
5	1	GASPERINI Luca (16)	PANIZZUTTI Matteo (16) ITA 	00:03:48.78	+00:08.64
6	5	BREZITSKYI Oleksandr (15)	MUDRYK Maksym (15) UKR 	00:03:49.54	+00:09.40
7	4	FERREIRA Adolfo (15)	SANTOS Rodrigo (16) POR 	00:03:49.68	+00:09.54
8	6	MZOLO Kwenzeka (16)	PRIVETT Matthew (15) ZAF 	00:03:51.82	+00:11.68

0,0 °C

km/h

 1-7 + 1 next BT -> SF


## Result 59: H1 C2 Men 15 - 16 1000m

13. 9. 2019 12:36

#	Ln	Boat	Country	Time	Delta
1	4	BURKANAU Ilya (16)	TSIKHANAU Valiantsin (16) BLR 	00:04:07.64	
2	2	GRAHAM Kieran (16)	PIGEON Austin (15) CAN 	00:04:08.02	+00:00.38
3	7	MARIAN Reka (16)	SHVORAK Anatolii (16) UKR 	00:04:23.66	+00:16.02
4	3	BOICHUT Simon (16)	MAGNET Nathan (16) FRA 	00:04:30.00	+00:22.36
5	5	CHIELLO Alessandro (16)	FERRERO Filippo (16) ITA 	00:04:53.40	+00:45.76
6	6	BLANCK Benji (15)	HUSTON Drew (15) USA 	00:04:53.76	+00:46.12








0,0 °C


km/h

 1 -> F, 2-7 -> SF

## Result 60: H2 C2 Men 15 - 16 1000m

13. 9. 2019 12:38

#	Ln	Boat	Country	Time	Delta
1	3	KUZYK Taras (16)	YURI Shutiak (16)	UKR 	00:04:12.65
2	4	ETLICH Erik (16)	FRENZEL Henri (16)	GER 	+00:08.48
3	5	PSOTNÝ Adam (15)	STOLÁRIK Peter (16)	SVK 	+00:12.99
4	7	ZSOMBOR Simon (16)	ZSOMBOR Somogyi (16)	HUN 	+00:17.01
5	2	GESUALDI Giorgio (15)	GIARRUSSO Filippo (16)	ITA 	+00:19.08
6	1	KOŠNAR Adam (15)	SEDLÁK Jiří (16)	CZE 	+00:21.48
7	6	BUDIONOV Jevgenij (15)	KOVALIOV Denis (15)	LTU 	+00:37.03

0,0 °C      km/h       1 -> F, 2-7 -> SF

## Result 61: H3 C2 Men 15 - 16 1000m

13. 9. 2019 12:41

#	Ln	Boat	Country	Time	Delta
1	3	LÁSZLÓ Papp (16)	MÁRK BESE Csanki (16)	HUN 	00:04:00.60
2	1	KITEWSKI Juliusz (16)	SADOWSKI Damian (16)	POL 	+00:00.04
3	4	FARKAS Márk András (15)	SZOBOLOVSZKY Michal (16)	SVK 	+00:15.94
4	2	KALATININS Antons (16)	MARTINSONS Valters (16)	LAT 	+00:22.56
5	5	LEJEUNE Alexandre (16)	WAEKENS Laelien (16)	FRA 	+00:23.02
6	6	GUDIJUS Lukas (15)	SKARULSKIS Mantas (15)	LTU 	+00:36.00

0,0 °C      km/h       1 -> F, 2-7 -> SF

## Result 62: SF1 K1 Men 17 1000m

13. 9. 2019 13:02

#	Ln	Boat	Country	Time	Delta
1	4	KARANOVIC Nikola (17)	SRB 	00:03:53.28	
2	7	BAGOLIN Luca (17)	ITA 	00:03:54.00	+00:00.72
3	6	VANASTEN Tristan (17)	BEL 	00:03:54.56	+00:01.28
4	3	HEDIN Eric (17)	SWE 	00:03:59.80	+00:06.52
5	8	LEVASSEUR Xavier (17)	CAN 	00:03:59.94	+00:06.66
6	9	ARNOUDSE Yuri (17)	NED 	00:04:01.84	+00:08.56
7	5	BARBOTKIN Anton (17)	BLR 	00:04:12.64	+00:19.36
8	2	STAAL Olaf (17)	NED 	00:04:15.26	+00:21.98
9	1	RAJČIČ Klemen (17)	SLO 	00:04:24.36	+00:31.08

0,0 °C      km/h       1-2 + 1 next BT -> F

## Result 63: SF2 K1 Men 17 1000m

13. 9. 2019 13:04







#	Ln	Boat	Country	Time	Delta
1	5	ÁDÁM Kiss (17)	HUN 	00:03:54.92	
2	3	AOKI Mizuki (17)	JPN 	00:03:56.36	+00:01.44
3	4	VANGEEL Jules (17)	BEL 	00:03:57.63	+00:02.71
4	8	VICHEV Valerii (17)	UKR 	00:03:59.92	+00:05.00
5	7	MESZLÉNYI Márk (17)	SVK 	00:04:01.08	+00:06.16
6	2	TACIAK Jakub (17)	POL 	00:04:01.72	+00:06.80
7	6	ANTONIOU Panagiotis (17)	GRE 	00:04:03.65	+00:08.73
8	1	MORELLO Giacomo (17)	ITA 	00:04:13.57	+00:18.64
9	9	BOGYA Bálint (17)	SVK 	00:04:15.32	+00:20.40

0,0 °C km/h

 1-2 + 1 next BT -> F

## Result 64: SF3 K1 Men 17 1000m

13. 9. 2019 13:07

#	Ln	Boat	Country	Time	Delta
1	5	ZSOMBOR Tamási (17)	HUN 	00:03:49.32	
2	3	KNUDSEN Philip (17)	DEN 	00:03:50.10	+00:00.77
3	6	ROJEK Przemyslaw (17)	POL 	00:03:52.25	+00:02.92
4	7	ECKER Jonas (17)	USA 	00:03:52.73	+00:03.40
5	8	HRISTOV Branimir (17)	BUL 	00:03:58.50	+00:09.17
6	2	SIELICKI Maksymilian (17)	GBR 	00:03:58.75	+00:09.43
7	4	MALHERBE Jordy (17)	ZAF 	00:03:59.02	+00:09.69
8	1	OLEKSANDR Chekhmistrenko (17)	UKR 	00:03:59.30	+00:09.97
9	9	WURTS Ryan (17)	USA 	00:04:20.85	+00:31.52

0,0 °C km/h


 1-2 + 1 next BT -> F

## Result 65: SF4 K1 Men 17 1000m

13. 9. 2019 13:10

#	Ln	Boat	Country	Time	Delta
1	4	HEUSER Niklas (17)	GER 	00:03:46.98	
2	5	LAGUNDZIC Branko (17)	SRB 	00:03:47.45	+00:00.46
3	6	BRYDE Philip (17)	DEN 	00:03:48.32	+00:01.34
4	8	MARTINS Hugo (17)	POR 	00:03:53.56	+00:06.57
5	3	BOTTINI Simon (17)	ARG 	00:03:55.99	+00:09.01
6	2	PRICE Jacob (17)	CAN 	00:04:04.10	+00:17.11
7	9	BUTCHER Samuel (17)	ZAF 	00:04:09.89	+00:22.91
8	7	HRISTOV Vasil (17)	BUL 	00:04:10.18	+00:23.19
9	1	ČERNE Jan (17)	SLO 	00:04:21.34	+00:34.36

0,0 °C km/h

 1-2 + 1 next BT -> F


## Result 66: SF1 C1 Men 17 1000m

13. 9. 2019 13:12

#	Ln	Boat	Country	Time	Delta
1	4	ZOLTÁN Vass (17)	HUN 	00:04:26.90	
2	6	SKIBINSKI Piotr (17)	POL 	00:04:28.34	+00:01.44
3	5	ŠTURSA Otakar (17)	CZE 	00:04:31.43	+00:04.52
4	8	HARADA Masatoshi (17)	JPN 	00:04:36.71	+00:09.80
5	9	CALÒ Edoardo (17)	ITA 	00:04:37.89	+00:10.99
6	2	BELTRAMINI Mauro (17)	ITA 	00:04:39.87	+00:12.96
7	1	SEGAUX Tom (17)	FRA 	00:04:44.20	+00:17.29
8	7	BACÍLEK Lukáš (17)	CZE 	00:04:46.13	+00:19.23
9	3	KRZYŻANOWSKI Krystian (17)	POL 	00:04:54.87	+00:27.96

0,0 °C

km/h

 1-3 -> F


## Result 67: SF2 C1 Men 17 1000m

13. 9. 2019 13:15

#	Ln	Boat	Country	Time	Delta
1	5	BILLARD Andrew (17)	CAN 	00:04:25.35	
2	4	ARTEM Chetvertak (17)	UKR 	00:04:26.89	+00:01.53
3	8	ALMAGAMBETOV Anuar (17)	KAZ 	00:04:27.32	+00:01.96
4	3	O'NEILL Matthew (17)	CAN 	00:04:28.53	+00:03.17
5	6	DÁVID Halász (17)	HUN 	00:04:36.99	+00:11.63
6	1	BUGLAK Večiaslav (17)	LTU 	00:04:38.06	+00:12.70
7	9	SEXTON Camden (17)	USA 	00:04:44.22	+00:18.86
8	2	VOLODYMYR Cavchyn (17)	UKR 	00:04:59.46	+00:34.10
	7	LÉRÁNT Christopher Peter (17)	SVK 	Nedokončil	










0,0 °C

km/h

 1-3 -> F


## Result 68: SF3 C1 Men 17 1000m

13. 9. 2019 13:20

#	Ln	Boat	Country	Time	Delta
1	7	KIZEK Peter (17)	SVK 	00:04:22.07	
2	4	AHARODNY Mikita (17)	BLR 	00:04:23.45	+00:01.38
3	5	BECHTOLD Tim (17)	GER 	00:04:24.25	+00:02.18
4	3	LUKAC Joaquin Ezequiel (17)	ARG 	00:04:29.03	+00:06.96
5	8	OTT Lennart (17)	GER 	00:04:42.41	+00:20.34
6	6	JOHANSSON William Birch (17)	DEN 	00:04:46.28	+00:24.21
7	9	BERONJA Petar (17)	SRB 	00:04:56.03	+00:33.96
8	2	MOLLER Daniel (17)	DEN 	00:04:57.12	+00:35.04
9	1	BLIZNAKOV Stelqn (17)	BUL 	00:05:14.58	+00:52.51

0,0 °C

km/h

 1-3 -> F

## Result 69: SF1 K1 Men 16 1000m

13. 9. 2019 13:23

#	Ln	Boat	Country	Time	Delta
1	5	KARSAKOU Kiryl (16)	BLR 	00:04:03.02	
2	6	FREYER Julian (16)	GER 	00:04:03.16	+00:00.14
3	4	DUCHINI Gabriele (16)	ITA 	00:04:05.76	+00:02.74
4	3	HUMHAL Jiří (16)	CZE 	00:04:11.86	+00:08.84
5	2	KRISTENSEN Jeppe (16)	DEN 	00:04:12.52	+00:09.50
6	8	HISHIDA Yuan (16)	JPN 	00:04:12.88	+00:09.86
7	7	ALLEN Ashby (16)	AUS 	00:04:24.32	+00:21.30
8	1	STOJSIC Dimitrije (16)	SRB 	00:04:27.42	+00:24.40
9	9	LOOIJ Lance (16)	NED 	00:04:41.12	+00:38.10







0,0 °C

km/h

 1-2 + 1 next BT -> F


## Result 70: SF2 K1 Men 16 1000m

13. 9. 2019 13:26

#	Ln	Boat	Country	Time	Delta
1	4	MAMCHNKO Oleksii (16)	UKR 	00:04:05.26	
2	5	RYBANSKÝ Daniel (16)	SVK 	00:04:05.34	+00:00.08
3	6	JOHNSON Craig (16)	CAN 	00:04:07.38	+00:02.12
4	7	GERBERS Otto (16)	LAT 	00:04:08.72	+00:03.46
5	9	ORLOV Albert (16)	EST 	00:04:08.80	+00:03.54
6	8	SAKALAUSKAS Rytis (16)	LTU 	00:04:10.92	+00:05.66
7	3	PEDERSEN Mark (16)	DEN 	00:04:17.16	+00:11.90
8	2	TONKIN Alex (16)	GBR 	00:04:21.62	+00:16.36
9	1	BOOTH Toby (16)	GBR 	00:04:30.06	+00:24.80










0,0 °C

km/h

 1-2 + 1 next BT -> F


## Result 71: SF3 K1 Men 16 1000m

13. 9. 2019 13:28

#	Ln	Boat	Country	Time	Delta
1	2	LEVENTE Kurucz (16)	HUN 	00:04:03.13	
2	7	GAUDET Ian (16)	CAN 	00:04:04.28	+00:01.15
3	4	LAGERSTAM Hugo (16)	SWE 	00:04:04.95	+00:01.81
4	5	JANOWICZ Dawid (16)	POL 	00:04:05.66	+00:02.52
5	9	GLADYKOWSKI Gabriel (16)	POL 	00:04:08.27	+00:05.13
6	6	PLATASH Danil (16)	UKR 	00:04:08.90	+00:05.77
7	8	KAIRYS Heraldas (16)	LTU 	00:04:09.63	+00:06.49
8	3	TERMER Václav (16)	CZE 	00:04:20.81	+00:17.67
9	1	POLELLO Luca (16)	ITA 	00:04:37.95	+00:34.81


0,0 °C

km/h

 1-2 + 1 next BT -> F

## Result 72: SF4 K1 Men 16 1000m

13. 9. 2019 13:32

#	Ln	Boat	Country	Time	Delta
1	6	PATRIK Kövesdi (16)	HUN 	00:03:59.64	
2	5	DUARTE João (16)	POR 	00:04:00.26	+00:00.62
3	7	PIZARRO Piero (16)	ARG 	00:04:03.28	+00:03.63
4	4	ORERO Manuel Rodrigo (16)	ARG 	00:04:05.79	+00:06.15
5	1	BODINE Ashby (16)	USA 	00:04:10.25	+00:10.61
6	2	DANAŠ Matej (16)	SVK 	00:04:15.72	+00:16.07
7	9	IRSIGLER Carol (16)	AUT 	00:04:16.11	+00:16.47
8	3	MAGRADZE Tengiz (16)	GEO 	00:04:20.49	+00:20.84
9	8	ELENOV Borislav (16)	BUL 	00:04:22.09	+00:22.45








0,0 °C

km/h

 1-2 + 1 next BT -> F


## Result 73: SF1 C1 Men 16 1000m

13. 9. 2019 13:34

#	Ln	Boat	Country	Time	Delta
1	6	BURKANAU Ilya (16)	BLR 	00:04:31.41	
2	7	STOLÁRIK Peter (16)	SVK 	00:04:32.57	+00:01.15
3	8	BENCE Kuska (16)	HUN 	00:04:35.20	+00:03.78
4	5	KUZYK Taras (16)	UKR 	00:04:36.43	+00:05.01
5	4	GRAHAM Kieran (16)	CAN 	00:04:49.59	+00:18.17
6	3	KOHLLEN Christoph (16)	GER 	00:04:50.01	+00:18.59
7	1	SERAFINAS Ignas (16)	LTU 	00:04:51.41	+00:19.99
8	2	SCHIEWECK Erik (17)	GER 	00:04:58.34	+00:26.93
9	9	TOVARLAZA Mihajlo (16)	SRB 	00:05:17.26	+00:45.85

0,0 °C

km/h

 1-3 -> F


## Result 74: SF2 C1 Men 16 1000m

13. 9. 2019 13:37

#	Ln	Boat	Country	Time	Delta
1	2	FEDISHIN Mihail (16)	BUL 	00:04:37.92	
2	5	LÁSZLÓ Papp (16)	HUN 	00:04:39.52	+00:01.60
3	3	TETTINGER Petr (16)	CZE 	00:04:41.17	+00:03.25
4	6	MAEDA Takumi (16)	JPN 	00:04:42.74	+00:04.82
5	4	FERRERO Filippo (16)	ITA 	00:04:47.24	+00:09.32
6	7	SADOWSKI Damian (16)	POL 	00:04:54.22	+00:16.30
7	8	KALATININS Antons (16)	LAT 	00:04:58.35	+00:20.43
8	9	RENG Marcus (16)	DEN 	00:04:58.78	+00:20.86
9	1	WAEKENS Laelien (16)	FRA 	00:05:17.95	+00:40.03

0,0 °C

km/h

 1-3 -> F




## Result 75: SF3 C1 Men 16 1000m

13. 9. 2019 13:40

#	Ln	Boat	Country	Time	Delta
1	6	GOLOVAČ Artūras (16)	LTU 	00:04:36.30	
2	4	SEMENIUK Taras (16)	UKR 	00:04:37.34	+00:01.04
3	8	SZOBOLOVSZKY Michal (16)	SVK 	00:04:40.98	+00:04.68
4	5	SILVA Diogo (16)	POR 	00:04:42.50	+00:06.20
5	1	KIMBERLEY Maxim (16)	GBR 	00:04:57.54	+00:21.24
6	3	KITEWSKI Juliusz (16)	POL 	00:04:58.96	+00:22.66
7	9	FERRERO Francesco (16)	ITA 	00:04:59.52	+00:23.22
8	7	BOICHUT Simon (16)	FRA 	00:05:00.10	+00:23.80
9	2	SEDLÁK Jiří (16)	CZE 	00:05:03.90	+00:27.60


0,0 °C

km/h

 1-3 -> F


## Result 76: SF1 K1 Men 15 1000m

13. 9. 2019 13:45

#	Ln	Boat	Country	Time	Delta
1	5	BRYDE Nikolaj (15)	DEN 	00:04:02.46	
2	8	KAJDANEK Jaroslaw (15)	POL 	00:04:03.84	+00:01.38
3	4	BENCE Ozsgyáni (15)	HUN 	00:04:05.46	+00:03.00
4	6	VARGHA Boris (15)	SVK 	00:04:08.70	+00:06.24
5	3	IKIC Damir (15)	SRB 	00:04:13.44	+00:10.98
6	7	SCHENK Vaughn (15)	USA 	00:04:13.66	+00:11.20
7	9	MICATROTTA Luca (14)	ARG 	00:04:16.88	+00:14.42
8	1	NOREIKIS Henrikas (15)	LTU 	00:04:29.90	+00:27.44
9	2	KOLELIS Lukas (15)	LTU 	00:04:36.84	+00:34.38









0,0 °C

km/h

 1-3 -> F


## Result 77: SF2 K1 Men 15 1000m

13. 9. 2019 13:48

#	Ln	Boat	Country	Time	Delta
1	6	ZSOMBOR Panyik (15)	HUN 	00:04:05.90	
2	5	STOJKOVIČ David (15)	SVK 	00:04:07.36	+00:01.46
3	3	FERREIRA Adolfo (15)	POR 	00:04:08.42	+00:02.52
4	2	KLOPOV Ivan (15)	UKR 	00:04:13.30	+00:07.40
5	7	HURYN Ivan (15)	BLR 	00:04:13.36	+00:07.46
6	8	TRNKA Filip (15)	CZE 	00:04:15.44	+00:09.54
7	1	ZHYROV Daniil (15)	UKR 	00:04:15.92	+00:10.02
8	4	EYLER Bruno (15)	ARG 	00:04:16.92	+00:11.02
9	9	HARDWICK Daniel (15)	AUS 	00:04:17.38	+00:11.48


0,0 °C

km/h

 1-3 -> F


## Result 78: SF3 K1 Men 15 1000m

13. 9. 2019 13:51

#	Ln	Boat	Country	Time	Delta
1	1	SPADACINI Achille (15)	ITA 	00:04:07.10	
2	5	MAZZARA Simone (15)	ITA 	00:04:08.34	+00:01.24
3	6	MANJENCIC Luka (15)	SRB 	00:04:09.68	+00:02.58
4	7	PYTLAK Tomasz (15)	POL 	00:04:10.84	+00:03.74
5	4	ZAPF Florian (15)	GER 	00:04:14.34	+00:07.24
6	2	KOPACZEWSKI Max (15)	GER 	00:04:16.72	+00:09.62
7	3	PRIVETT Matthew (15)	ZAF 	00:04:16.84	+00:09.74
8	9	FULÍK Albert (15)	CZE 	00:04:23.50	+00:16.40
9	8	IWASE Tomoya (14)	JPN 	00:04:31.60	+00:24.50



0,0 °C

km/h

 1-3 -> F


## Result 79: SF1 C1 Men 15 1000m

13. 9. 2019 13:54

#	Ln	Boat	Country	Time	Delta
1	7	SIERADZAN Kacper (15)	POL 	00:04:43.70	
2	5	KORN Leo (15)	GER 	00:04:49.30	+00:05.60
3	3	MILO Vojtěch (15)	CZE 	00:04:50.20	+00:06.50
4	6	FARKAS Márk András (15)	SVK 	00:04:52.68	+00:08.98
5	1	HAMAMOTO Shiryu (15)	JPN 	00:04:53.40	+00:09.70
6	4	MALOVIC Mihajlo (15)	SRB 	00:05:03.42	+00:19.72
7	2	TOEPEL David (15)	GER 	00:05:04.00	+00:20.30
8	9	VANAGAS Enrikas (14)	LTU 	00:05:06.86	+00:23.16
9	8	GALVAN Jake (15)	USA 	00:05:24.36	+00:40.66









0,0 °C

km/h

 1-3 -> F


## Result 80: SF2 C1 Men 15 1000m

13. 9. 2019 13:59

#	Ln	Boat	Country	Time	Delta
1	7	LÉRÁNT Lucas (15)	SVK 	00:04:38.46	
2	4	ZHUKAVETS Mikalai (15)	BLR 	00:04:39.37	+00:00.91
3	5	DOKTOR Tomáš (15)	CZE 	00:04:40.80	+00:02.34
4	6	CSANÁD Molnár (15)	HUN 	00:04:41.23	+00:02.77
5	3	ANTROPOV Danilo (15)	UKR 	00:05:06.98	+00:28.52
6	1	BUDIONOV Jevgenij (15)	LTU 	00:05:10.39	+00:31.93
7	8	GESUALDI Giorgio (15)	ITA 	00:05:11.76	+00:33.30
8	2	UZULNIEKS Arturs Daniels (15)	LAT 	00:05:32.61	+00:54.15

0,0 °C

km/h

 1-3 -> F


## Result 81: SF1 K1 Women 17 1000m

13. 9. 2019 14:01

#	Ln	Boat	Country	Time	Delta
1	7	CSILLA Rugási (17)	HUN 	00:04:19.76	
2	5	GALÁDOVÁ Barbora (17)	CZE 	00:04:19.78	+00:00.02
3	8	ČULENOVÁ Dagmar (17)	SVK 	00:04:20.24	+00:00.48
4	4	HÁZOVÁ Adéla (17)	CZE 	00:04:20.32	+00:00.56
5	6	O'BRIEN Anna (17)	CAN 	00:04:25.90	+00:06.14
6	9	D'ESTEFANO Rebeca (17)	ARG 	00:04:27.02	+00:07.26
7	2	WOJCIECHOWSKA Natalia (17)	POL 	00:04:30.78	+00:11.02
8	3	DEMCHYNA Olha (17)	UKR 	00:04:32.86	+00:13.10
9	1	COX Amber (17)	GBR 	00:04:37.62	+00:17.86




0,0 °C

km/h

 1-3 -> F


## Result 82: SF2 K1 Women 17 1000m

13. 9. 2019 14:04

#	Ln	Boat	Country	Time	Delta
1	6	CSENGE Boldis (17)	HUN 	00:04:20.92	
2	7	KISCHNICK Lisa Marie (17)	GER 	00:04:22.27	+00:01.34
3	5	HANSEN Anna Find (17)	DEN 	00:04:23.26	+00:02.33
4	8	GEORGIEVA Yoana (17)	BUL 	00:04:29.54	+00:08.62
5	4	HORVÁTH Emma (17)	SVK 	00:04:29.86	+00:08.93
6	3	SINKEL Liudmila (17)	BLR 	00:04:31.40	+00:10.48
7	2	HIPKINS Kate (17)	GBR 	00:04:32.19	+00:11.27
8	9	WILLS-GRACE Phoebe (17)	AUS 	00:04:39.60	+00:18.68
9	1	SZEWCZYK Patrycja (17)	POL 	00:04:45.04	+00:24.12

0,0 °C

km/h

 1-3 -> F


## Result 83: SF3 K1 Women 17 1000m

13. 9. 2019 14:07

#	Ln	Boat	Country	Time	Delta
1	5	ROESSELING Enja (17)	GER 	00:04:29.47	
2	4	HRYSHAKOVA Elvira (17)	UKR 	00:04:31.27	+00:01.80
3	6	REINHOLT Astrid (17)	DEN 	00:04:32.08	+00:02.61
4	7	DAMJANOV Anja (17)	SRB 	00:04:32.40	+00:02.92
5	9	ENDO Honatsu (17)	JPN 	00:04:41.87	+00:12.40
6	2	WESTWATER Brooke (17)	CAN 	00:04:45.25	+00:15.78
7	1	HEPP Cornelia (17)	AUT 	00:04:46.05	+00:16.58
8	3	IOSKA Natallia (17)	BLR 	00:04:52.35	+00:22.88
9	8	NOSKOFF Sierra (17)	USA 	00:04:54.52	+00:25.05

0,0 °C

km/h

 1-3 -> F


## Result 84: SF1 C1 Women 17 1000m

13. 9. 2019 14:10

#	Ln	Boat	Country	Time	Delta
1	5	DÓRA Horányi (17)	HUN 	00:05:05.98	
2	7	PENNYFATHER Kate (17)	CAN 	00:05:14.34	+00:08.35
3	4	IKRÉNIOVÁ Viktória (17)	SVK 	00:05:19.17	+00:13.19
4	6	KLEESCHULTE Marit (17)	GER 	00:05:22.60	+00:16.61
5	1	HIOKI Yu (17)	JPN 	00:05:26.03	+00:20.05
6	2	KRAUSOVÁ Alena (17)	CZE 	00:05:28.89	+00:22.90
7	3	SHAROVA Valeriia (17)	UKR 	00:05:30.24	+00:24.26
8	8	SCHUETTE Becca (17)	USA 	00:05:48.04	+00:42.05

0,0 °C

km/h

 1-3 -> F


## Result 85: SF2 C1 Women 17 1000m

13. 9. 2019 14:13

#	Ln	Boat	Country	Time	Delta
1	6	SURMINA Olga (17)	KAZ 	00:05:20.48	
2	7	RENARD Axelle (17)	FRA 	00:05:31.08	+00:10.60
3	5	AMINA Palamarchuk (17)	UKR 	00:05:31.50	+00:11.02
4	3	ANDRADA ALEXIA Serban (17)	HUN 	00:05:32.29	+00:11.81
5	4	WISNIEWSKA Weronika (17)	POL 	00:05:42.13	+00:21.65
6	1	JANKOVSKÁ Kristína (17)	SVK 	00:05:48.73	+00:28.25
7	8	MUSIALSKA Wiktoria (17)	POL 	00:05:50.90	+00:30.42
8	2	ČERNOTSKÁ Vendula (17)	CZE 	00:06:18.73	+00:58.25

0,0 °C

km/h

 1-3 -> F

## Result 86: SF1 K1 Women 16 1000m

13. 9. 2019 14:21

#	Ln	Boat	Country	Time	Delta
1	5	JENSEN Katrine (16)	DEN 	00:04:36.36	
2	4	HERZÁNOVÁ Lucie (16)	CZE 	00:04:39.55	+00:03.19
3	6	PAVLEŠIN Leona (16)	CRO 	00:04:40.74	+00:04.37
4	3	ANDERSON Grace (16)	GBR 	00:04:41.34	+00:04.98
5	7	BLOMGREEN-HANSEN Sofie (16)	DEN 	00:04:43.62	+00:07.26
6	2	THIESSEN Audrey (16)	USA 	00:04:46.93	+00:10.56
7	8	MUNTIAN Viktoriia (16)	UKR 	00:04:47.71	+00:11.34
8	1	KUMIHASHI Ichika (16)	JPN 	00:05:02.99	+00:26.62
9	9	PAVLI Sofia (16)	GRE 	00:05:14.10	+00:37.73







0,0 °C

km/h

 1-2 + 1 next BT -> F

## Result 87: SF2 K1 Women 16 1000m

13. 9. 2019 14:24

#	Ln	Boat	Country	Time	Delta
1	3	BESSA Beatriz (16)	POR 	00:04:34.16	
2	6	GLADKOVA Tatyana (16)	KAZ 	00:04:35.84	+00:01.68
3	5	MAJEWSKA Oliwia (16)	POL 	00:04:37.31	+00:03.15
4	4	STRAMKE Vanessa (16)	GER 	00:04:40.77	+00:06.61
5	7	HOLÁ Nina (16)	SVK 	00:04:41.34	+00:07.17
6	2	GRATTON Annaelle (16)	FRA 	00:04:46.76	+00:12.60
7	1	GARRO Juliana (16)	ARG 	00:04:54.19	+00:20.03
8	8	RUPENOVIC Isabelle (16)	AUS 	00:05:00.14	+00:25.98
9	9	ADJAD Catalina (16)	ARG 	00:05:12.83	+00:38.67










0,0 °C

km/h

 1-2 + 1 next BT -> F

## Result 88: SF3 K1 Women 16 1000m

13. 9. 2019 14:27

#	Ln	Boat	Country	Time	Delta
1	4	EVELIN Csengeri (16)	HUN 	00:04:28.05	
2	3	MARCZEWSKA Weronika (16)	POL 	00:04:29.01	+00:00.96
3	5	MACPHERSON Cassidy (16)	CAN 	00:04:30.12	+00:02.07
4	6	VALEROSI Margherita (16)	ITA 	00:04:43.24	+00:15.19
5	8	MIKELJ Manca (16)	SLO 	00:04:44.10	+00:16.05
6	7	LATENSTEIN VAN VOORST Odette (16)	NED 	00:04:47.74	+00:19.69
7	1	STRODE Santa (16)	LAT 	00:04:48.59	+00:20.54
8	2	MALOSSO Chiara (16)	ITA 	00:04:52.80	+00:24.75
9	9	KERGE Säde Lee (16)	EST 	00:04:54.66	+00:26.61








0,0 °C

km/h

 1-2 + 1 next BT -> F


## Result 89: SF4 K1 Women 16 1000m

13. 9. 2019 14:30

#	Ln	Boat	Country	Time	Delta
1	5	PECSUKOVÁ Katarína (16)	SVK 	00:04:26.49	
2	4	RAGWITZ Gesine (16)	GER 	00:04:27.48	+00:00.99
3	6	BESHARAH Toshka (16)	CAN 	00:04:30.39	+00:03.90
4	8	ADÉL Kálovics (16)	HUN 	00:04:32.91	+00:06.42
5	1	GAUBE Katharina (16)	AUT 	00:04:35.89	+00:09.40
6	7	MIRKOV Ana (16)	SRB 	00:04:37.79	+00:11.30
7	3	VUKOV Biljana (16)	SRB 	00:04:41.77	+00:15.28
8	2	ZADRAŽILOVÁ Anežka (16)	CZE 	00:04:42.20	+00:15.70
9	9	THOR Agnes (16)	SWE 	00:05:07.67	+00:41.18

0,0 °C

km/h

 1-2 + 1 next BT -> F


## Result 90: SF1 C1 Women 16 1000m

13. 9. 2019 14:33

#	Ln	Boat	Country	Time	Delta
1	4	MCDONALD Evie (16)	CAN 	00:05:15.74	
2	5	HODGSON-PAGEAU Ella (16)	CAN 	00:05:18.22	+00:02.48
3	6	BEZNIUK Kateryna (16)	UKR 	00:05:21.26	+00:05.51
4	2	DHE Ombeline (16)	FRA 	00:05:22.59	+00:06.85
5	9	SETTLE Meisi (16)	USA 	00:05:36.22	+00:20.48
6	7	TILLEROVÁ Andrea (16)	CZE 	00:05:37.78	+00:22.04
7	3	HEIN Zoe (16)	USA 	00:05:44.06	+00:28.32
8	8	KOČANDRLOVÁ Viktorie (16)	CZE 	00:05:55.61	+00:39.87
9	1	ŠOLTÉS Kristína (16)	SVK 	00:06:10.70	+00:54.95








0,0 °C

km/h

 1-3 -> F


## Result 91: SF2 C1 Women 16 1000m

13. 9. 2019 14:36

#	Ln	Boat	Country	Time	Delta
1	5	KALYTIUK Vasylyna (16)	UKR 	00:05:10.22	
2	4	MARUSAVA Darya (16)	BLR 	00:05:13.16	+00:02.93
3	3	ZSÓFIA Csorba (16)	HUN 	00:05:19.16	+00:08.93
4	2	FECHNER Luiza (16)	POL 	00:05:23.98	+00:13.75
5	6	SCHIFF Jessica (16)	ITA 	00:05:30.62	+00:20.39
6	8	SULABERIDZE Lidia (16)	GEO 	00:05:33.28	+00:23.05
7	7	BURCHARD Lauren (16)	AUS 	00:05:45.53	+00:35.30






0,0 °C

km/h

 1-3 -> F

## Result 92: SF1 K1 Women 15 1000m

13. 9. 2019 14:44

#	Ln	Boat	Country	Time	Delta
1	5	RÉKA Nemes (15)	HUN 	00:04:34.92	
2	7	RÉKA Kiskó (15)	HUN 	00:04:36.12	+00:01.20
3	8	SIDARAVA Alina (15)	BLR 	00:04:38.38	+00:03.46
4	4	ZVĚŘOVÁ Kristýna (15)	CZE 	00:04:40.28	+00:05.36
5	3	SELIUKOVA Darya (15)	BLR 	00:04:40.36	+00:05.44
6	6	KOSMACZEWSKA Lena (15)	POL 	00:04:44.50	+00:09.58
7	9	KOBAYASHI Haruna (14)	JPN 	00:04:51.26	+00:16.34
8	2	PETRÁČKOVÁ Magdalena (15)	CZE 	00:04:51.34	+00:16.42
9	1	ORKIĆ Antonela (14)	CRO 	00:04:54.06	+00:19.14

0,0 °C

km/h

 1-3 -> F


## Result 93: SF2 K1 Women 15 1000m

13. 9. 2019 14:46

#	Ln	Boat	Country	Time	Delta
1	6	BRITO Ana (15)	POR 	00:04:39.90	
2	5	ASKAR Assem (15)	KAZ 	00:04:42.70	+00:02.80
3	2	ARMSTRONG Kristina (14)	GBR 	00:04:44.90	+00:05.00
4	9	GADEIKYTÉ Greta (15)	LTU 	00:04:46.48	+00:06.58
5	4	TROKA Oliwia (15)	POL 	00:04:48.50	+00:08.60
6	3	SOKOLOVA Margarita (15)	LAT 	00:04:54.46	+00:14.56
7	7	FRANCA Tia (15)	SLO 	00:04:58.36	+00:18.46
8	1	DIMITROVA Vanesa (15)	BUL 	00:04:59.08	+00:19.18
9	8	BISGAARD Johanne (15)	DEN 	00:05:00.60	+00:20.70









0,0 °C

km/h

 1-3 -> F

## Result 94: SF3 K1 Women 15 1000m

13. 9. 2019 14:49

#	Ln	Boat	Country	Time	Delta
1	6	SIDOVÁ Bianka (15)	SVK 	00:04:33.66	
2	4	DEBRUYNE Christine (15)	BEL 	00:04:37.38	+00:03.72
3	5	BUGÁR Réka (15)	SVK 	00:04:39.40	+00:05.74
4	3	BASCONCEL Delfina (15)	ARG 	00:04:40.68	+00:07.02
5	2	ROUSSIEKAN Chelsea-Lynn (15)	GER 	00:04:49.54	+00:15.88
6	1	MAHYR Khrystyna (15)	UKR 	00:04:50.28	+00:16.62
7	8	MILTHERS Eva (15)	DEN 	00:04:51.90	+00:18.24
8	7	NIPPER Kitsy (15)	USA 	00:05:00.02	+00:26.36
9	9	BAZZARO Aurora (15)	ITA 	00:05:01.46	+00:27.80

0,0 °C

km/h

 1-3 -> F

## Result 95: SF1 C1 Women 15 1000m

13. 9. 2019 14:51

#	Ln	Boat	Country	Time	Delta
1	4	JANÁČKOVÁ Denisa (13)	CZE 	00:05:36.80	
2	6	GRADY Sarah (15)	USA 	00:05:38.52	+00:01.72
3	2	KATA Hegedűs (15)	HUN 	00:05:42.28	+00:05.48
4	5	ALBRECHT Emma (15)	USA 	00:05:45.42	+00:08.62
5	7	NICOT Amélie (15)	FRA 	00:05:51.52	+00:14.72
6	3	DONNELLY Rachael (15)	AUS 	00:05:56.66	+00:19.86
7	9	BALÁŽOVÁ Tamara (15)	SVK 	00:06:04.78	+00:27.98
8	8	ARAKI Shizuki (15)	JPN 	00:06:06.38	+00:29.58
9	1	FUNTAK Ana (15)	CRO 	00:06:22.06	+00:45.26









0,0 °C

km/h

 1-3 -> F


## Result 96: SF2 C1 Women 15 1000m

13. 9. 2019 14:54

#	Ln	Boat	Country	Time	Delta
1	5	BOETTCHER Justine (15)	GER 	00:05:28.50	
2	4	TORNOW Chantal (15)	GER 	00:05:36.10	+00:07.60
3	3	SEYDLEWICZ Karolina (15)	POL 	00:05:39.90	+00:11.40
4	2	BORKA Zagyvai (15)	HUN 	00:05:45.50	+00:17.00
5	6	KORDALSKA Oliwia (15)	POL 	00:05:50.04	+00:21.54
6	8	DI SANTO Michela (15)	ITA 	00:05:52.62	+00:24.12
7	7	JANATOVÁ Adéla (15)	CZE 	00:06:14.24	+00:45.74
8	9	FICHEUX Anna (15)	FRA 	00:06:21.66	+00:53.16

0,0 °C

km/h

 1-3 -> F

## Result 97: SF1 K2 Men 17 1000m

13. 9. 2019 14:59

#	Ln	Boat	Country	Time	Delta
1	6	MACHÁČEK Jan (17) PODRASKÝ Patrik (17)	CZE 	00:03:37.18	
2	2	PILARZ Wojciech (17) ROJEK Przemyslaw (17)	POL 	00:03:37.40	+00:00.22
3	7	GRCIC Ljubomir (17) PECIC Milos (17)	SRB 	00:03:38.58	+00:01.40
4	4	ILIAŠ Martin (17) MESZLÉNYI Márk (17)	SVK 	00:03:41.06	+00:03.88
5	5	BARBOTKIN Anton (17) MELNIK Vitali (17)	BLR 	00:03:41.18	+00:04.00
6	8	BROCKWAY Jack (17) STEWART Rory (17)	GBR 	00:03:41.38	+00:04.20
7	3	BELMANS Ferre (17) GODEAU Tjorben (17)	BEL 	00:03:41.44	+00:04.26
8	9	CARDANI Cesare (17) PETTINARI Nikos (17)	ITA 	00:03:42.02	+00:04.84
9	1	NONNE Mattia (17) SOMMAROLI Filippo (17)	ITA 	00:03:49.94	+00:12.76










0,0 °C

km/h

 1-3 -> F

## Result 98: SF2 K2 Men 17 1000m

13. 9. 2019 15:01

#	Ln	Boat	Country	Time	Delta
1	6	DITTMAR Ferdinand (17) PRAGER Jan Ole (17)	GER 	00:03:35.62	
2	7	ZYCHOWICZ Adrian (17) LESZCZYNSKI Wiktor (17)	POL 	00:03:36.14	+00:00.52
3	5	ÁRON Nyerges (17) MÁTYÁS Majoros (17)	HUN 	00:03:36.48	+00:00.86
4	3	BOCK Gustav (17) KNUDSEN Philip (17)	DEN 	00:03:36.54	+00:00.92
5	4	BRATACH Vitalii (17) TKACHUK Vadym (17)	UKR 	00:03:40.24	+00:04.62
6	8	SOLNE Lukas (17) ABORG Rasmus (16)	DEN 	00:03:41.34	+00:05.72
7	9	OTTE David (17) MALHERBE Jordy (17)	ZAF 	00:03:42.76	+00:07.14
8	2	PETITBOUT Bertrand (17) BOIVIN Mathis (16)	FRA 	00:03:44.66	+00:09.04
9	1	MOUDRÝ Matyáš (17) NOVOTNÝ Lukáš (17)	CZE 	00:03:45.82	+00:10.20

0,0 °C







km/h


 1-3 -> F



## Result 99: SF C2 Men 17 1000m

13. 9. 2019 15:05

#	Ln	Boat	Country	Time	Delta
1	2	KRZYZANOWSKI Krystian (17) POLACZEK Milosz (17)	POL 	00:04:09.44	
2	6	KUEHNEL Ari (17) WANSING-DEILMANN Fynn (17)	GER 	00:04:10.28	+00:00.84
3	5	HALUBETS Andrei (17) ROSKACH Maksim (17)	BLR 	00:04:12.28	+00:02.84
4	8	MOROZIUK Bohdan (17) ARTEM Chetvertak (17)	UKR 	00:04:16.20	+00:06.76
5	4	ÁDÁM Brandner (17) LÁSZLÓ Bana (17)	HUN 	00:04:18.02	+00:08.58
6	3	CESTRA Andrea (17) CORBANESE Valentino (17)	ITA 	00:04:25.32	+00:15.88

0,0 °C km/h  1-3 -> F

## Result 100: SF1 K2 Men 15 - 16 1000m

13. 9. 2019 15:08

#	Ln	Boat	Country	Time	Delta
1	4	WINKELMANN Anton (15) GRAF Jan Peter (16)	GER 	00:03:36.64	
2	5	BRUKHANSKYI Mykyta (16) STARODEBTSEV Valerii (16)	UKR 	00:03:38.18	+00:01.54
3	3	KOMOROWSKI Igor (16) GLADYKOWSKI Gabriel (16)	POL 	00:03:43.06	+00:06.42
4	9	FERREIRA Adolfo (15) SANTOS Rodrigo (16)	POR 	00:03:43.20	+00:06.56
5	6	HAVET Jean (16) PICHANCOURT Arthur (15)	FRA 	00:03:44.14	+00:07.50
6	7	DOVRAGOVIC Veljko (16) GRANZAN Petar (16)	SRB 	00:03:49.14	+00:12.50
7	8	BOEHOLT Dylan (16) BOYD Nate (16)	USA 	00:03:58.96	+00:22.32
8	1	KNOPS Kristaps Matias (16) ZUJEVS Davis (16)	LAT 	00:03:59.32	+00:22.68
9	2	GAUDET Ian (16) JOHNSON Craig (16)	CAN 	00:04:05.92	+00:29.28

0,0 °C km/h  1-2 + 1 next BT -> F

## Result 101: SF2 K2 Men 15 - 16 1000m







13. 9. 2019 15:11

#	Ln	Boat	Country	Time	Delta
1	6	PODHRADSKÝ Viktor Samuel (16) RYBANSKÝ Daniel (16)	SVK 	00:03:41.22	
2	7	ALSBERGS Juris (16) MANCASS Valters (16)	LAT 	00:03:43.54	+00:02.32
3	5	BASTIAENS Rafaël (16) DRAGONETTI Mattis (15)	BEL 	00:03:44.96	+00:03.74
4	3	AUTUKHOV Daniil (15) YERMOLENKA Dzianis (15)	BLR 	00:03:47.96	+00:06.74
5	4	PODLEISZEK Filip (15) SCHRIMPEL Peter (16)	SVK 	00:03:52.18	+00:10.96
6	8	BREZITSKYI Oleksandr (15) MUDRYK Maksym (15)	UKR 	00:03:53.40	+00:12.18
7	2	JAHODA Filip (15) NIEBAUER Jakub (15)	CZE 	00:03:54.16	+00:12.94
8	9	BUDRYS Laurynas (16) ŠLIČIUS Arūnas (16)	LTU 	00:04:07.76	+00:26.54
9	1	BOKOR NAGY David (16) CHRISTODOULOU Christos Dylan (15)	CYP 	00:04:12.46	+00:31.24

0,0 °C km/h  1-2 + 1 next BT -> F

## Result 102: SF3 K2 Men 15 - 16 1000m

13. 9. 2019 15:15

#	Ln	Boat	Country	Time	Delta
1	5	MANFREDA Matevž (15) MUGERLI Alen (16)	SLO 	00:03:39.86	
2	4	HINVES Xavier (16) TARVER Zachary (16)	GBR 	00:03:40.84	+00:00.98
3	6	PEDERSEN Mark (16) SCHAUFUSS Oskar (16)	DEN 	00:03:41.74	+00:01.88
4	3	BARSZCZEWSKI Lukasz (16) JANUSZ Dawid (16)	POL 	00:03:41.86	+00:02.00
5	7	ALLEN Ashby (16) SCHOOLEY Toby (16)	AUS 	00:03:44.78	+00:04.92
6	2	GASPERINI Luca (16) PANIZZUTTI Matteo (16)	ITA 	00:03:52.14	+00:12.28
7	1	MAVER Rok (15) STOJANOVIĆ Jakob (15)	SLO 	00:03:52.46	+00:12.60
8	8	ACOSTA Facundo (14) ARREDONDO Agustin (14)	ARG 	00:03:55.66	+00:15.80
9	9	PETOVIC Mihailo (15) SLOBODA Norbert (15)	SRB 	00:04:02.24	+00:22.38

0,0 °C

km/h

 1-2 + 1 next BT -> F


## Result 103: SF4 K2 Men 15 - 16 1000m

13. 9. 2019 15:17

#	Ln	Boat	Country	Time	Delta
1	3	PATRIK Kövesdi (16) RAUL Nagy (16)	HUN 	00:03:42.58	
2	7	KOTHLOW Noah (16) GUENDL Konrad (16)	GER 	00:03:43.46	+00:00.88
3	5	MÁTYÁS Horváth (16) SZILVESZTER Bolehradsky (16)	HUN 	00:03:45.18	+00:02.60
4	2	MAZZARA Simone (15) POLELLO Luca (16)	ITA 	00:03:45.56	+00:02.98
5	6	MAJUMDAR Philip (16) TALBERT Sean (16)	USA 	00:03:47.46	+00:04.88
6	4	KAPOUN Miroslav (16) VALSA Radek (16)	CZE 	00:03:48.34	+00:05.76
7	9	MZOLO Kwenzeka (16) PRIVETT Matthew (15)	ZAF 	00:03:56.20	+00:13.62
8	1	TOLEDO Fermin (16) TORRES TOLEDO Luka Valentino (15)	ARG 	00:04:02.38	+00:19.80
9	8	KARSAKOU Kiryl (16) KUZMENKA Yahor (16)	BLR 	00:04:07.94	+00:25.36

0,0 °C

km/h

 1-2 + 1 next BT -> F


## Result 104: SF1 C2 Men 15 - 16 1000m

13. 9. 2019 15:20

#	Ln	Boat	Country	Time	Delta
1	5	GRAHAM Kieran (16) PIGEON Austin (15)	CAN 	00:04:17.92	
2	4	PSOTNÝ Adam (15) STOLÁRIK Peter (16)	SVK 	00:04:20.30	+00:02.38
3	6	FARKAS Márk András (15) SZOBOLOVSZKY Michal (16)	SVK 	00:04:21.90	+00:03.98
4	3	KALATININS Antons (16) MARTINSONS Valters (16)	LAT 	00:04:26.88	+00:08.96
5	7	BOICHUT Simon (16) MAGNET Nathan (16)	FRA 	00:04:27.48	+00:09.56
6	2	GESUALDI Giorgio (15) GIARRUSSO Filippo (16)	ITA 	00:04:41.66	+00:23.74
7	8	GUDIJUS Lukas (15) SKARULSKIS Mantas (15)	LTU 	00:04:42.12	+00:24.20
8	9	BUDIONOV Jevgenij (15) KOVALIOV Denis (15)	LTU 	00:04:42.62	+00:24.70
9	1	BLANCK Benji (15) HUSTON Drew (15)	USA 	00:04:47.96	+00:30.04

0,0 °C

km/h

 1-3 -> F

## Result 105: SF2 C2 Men 15 - 16 1000m

13. 9. 2019 15:25

#	Ln	Boat	Country	Time	Delta
1	6	MARIAN Reka (16)	SHVORAK Anatolii (16) UKR 	00:04:16.82	
2	4	KITEWSKI Juliusz (16)	SADOWSKI Damian (16) POL 	00:04:17.60	+00:00.78
3	5	ETLICH Erik (16)	FRENZEL Henri (16) GER 	00:04:18.66	+00:01.84
4	7	CHIELLO Alessandro (16)	FERRERO Filippo (16) ITA 	00:04:19.56	+00:02.74
5	3	ZSOMBOR Simon (16)	ZSOMBOR Somogyi (16) HUN 	00:04:25.04	+00:08.22
6	2	LEJEUNE Alexandre (16)	WAEKENS Laelien (16) FRA 	00:04:35.52	+00:18.70
7	8	KOŠNAR Adam (15)	SEDLÁK Jiří (16) CZE 	00:04:39.90	+00:23.08

0,0 °C

km/h

 1-3 -> F

## Result 106: FB K1 Men 17 1000m

13. 9. 2019 16:02

#	Ln	Boat	Country	Time	Delta
1	3	ECKER Jonas (17)	USA 	00:04:00.58	
2	6	VANGEEL Jules (17)	BEL 	00:04:02.04	+00:01.46
3	4	VANASTEN Tristan (17)	BEL 	00:04:05.60	+00:05.02
4	8	VICHEV Valerii (17)	UKR 	00:04:05.84	+00:05.26
5	1	BOTTINI Simon (17)	ARG 	00:04:07.44	+00:06.86
6	2	MARTINS Hugo (17)	POR 	00:04:08.04	+00:07.46
7	7	HEDIN Eric (17)	SWE 	00:04:08.08	+00:07.50
8	5	ROJEK Przemyslaw (17)	POL 	00:04:40.42	+00:39.84
9		HRISTOV Branimir (17)	BUL 	DNS	

0,0 °C

km/h

 Final

## Result 107: FB C1 Men 17 1000m

13. 9. 2019 16:05

#	Ln	Boat	Country	Time	Delta
1	4	LUKAC Joaquin Ezequiel (17)	ARG 	00:04:35.54	
2	6	O'NEILL Matthew (17)	CAN 	00:04:37.40	+00:01.86
3	9	JOHANSSON William Birch (17)	DEN 	00:04:44.10	+00:08.56
4	3	DÁVID Halász (17)	HUN 	00:04:44.32	+00:08.78
5	8	OTT Lennart (17)	GER 	00:04:44.44	+00:08.90
6	1	BUGLAK Večiaslav (17)	LTU 	00:04:48.16	+00:12.62
7	5	HARADA Masatoshi (17)	JPN 	00:04:53.64	+00:18.10
8	2	BELTRAMINI Mauro (17)	ITA 	00:04:56.32	+00:20.78
9	7	CALÒ Edoardo (17)	ITA 	00:05:02.96	+00:27.42










0,0 °C

km/h

 Final

## Result 108: FB K1 Men 16 1000m

13. 9. 2019 16:09

#	Ln	Boat	Country	Time	Delta
1	4	DUCHINI Gabriele (16)	ITA 	00:04:13.04	
2	6	JOHNSON Craig (16)	CAN 	00:04:13.14	+00:00.10
3	2	ORERO Manuel Rodrigo (16)	ARG 	00:04:13.16	+00:00.12
4	5	LAGERSTAM Hugo (16)	SWE 	00:04:13.20	+00:00.16
5	7	GERBERS Otto (16)	LAT 	00:04:17.00	+00:03.96
6	3	JANOWICZ Dawid (16)	POL 	00:04:17.56	+00:04.52
7	1	GLADYKOWSKI Gabriel (16)	POL 	00:04:17.94	+00:04.90
8	8	HUMHAL Jiří (16)	CZE 	00:04:18.02	+00:04.98
9		ORLOV Albert (16)	EST 	DNS	

0,0 °C

km/h

 Final

## Result 109: FB C1 Men 16 1000m

13. 9. 2019 16:15

#	Ln	Boat	Country	Time	Delta
1	5	KUZYK Taras (16)	UKR 	00:04:51.28	
2	6	MAEDA Takumi (16)	JPN 	00:04:51.82	+00:00.54
3	4	SILVA Diogo (16)	POR 	00:04:52.58	+00:01.30
4	2	KOHLLEN Christoph (16)	GER 	00:04:53.04	+00:01.76
5	7	GRAHAM Kieran (16)	CAN 	00:04:53.70	+00:02.42
6	3	FERRERO Filippo (16)	ITA 	00:05:10.36	+00:19.08
7	8	KIMBERLEY Maxim (16)	GBR 	00:05:10.80	+00:19.52
8	9	KITEWSKI Juliusz (16)	POL 	00:05:24.60	+00:33.32
9	1	SADOWSKI Damian (16)	POL 	00:05:25.84	+00:34.56

0,0 °C

km/h

 Final


## Result 110: FA K1 Men 17 1000m

13. 9. 2019 16:20

#	Ln	Boat	Country	Time	Delta
1	3	HEUSER Niklas (17)	GER 	00:03:55.60	
2	9	LAGUNDZIC Branko (17)	SRB 	00:03:56.72	+00:01.12
3	6	ZSOMBOR Tamási (17)	HUN 	00:03:57.54	+00:01.94
4	4	ÁDÁM Kiss (17)	HUN 	00:03:57.62	+00:02.02
5	1	BRYDE Philip (17)	DEN 	00:03:58.10	+00:02.50
6	7	AOKI Mizuki (17)	JPN 	00:03:58.98	+00:03.38
7	2	KNUDSEN Philip (17)	DEN 	00:04:00.40	+00:04.80
8	8	BAGOLIN Luca (17)	ITA 	00:04:05.44	+00:09.84
9	5	KARANOVIC Nikola (17)	SRB 	00:04:06.26	+00:10.66






0,0 °C

km/h


 5 Heats + 4 SemiFinals

## Result 111: FA C1 Men 17 1000m

13. 9. 2019 16:25

#	Ln	Boat	Country	Time	Delta
1	4	BILLARD Andrew (17)	CAN 	00:04:20.54	
2	9	BECHTOLD Tim (17)	GER 	00:04:21.36	+00:00.82
3	5	ZOLTÁN Vass (17)	HUN 	00:04:21.62	+00:01.08
4	2	AHARODNY Mikita (17)	BLR 	00:04:22.76	+00:02.22
5	6	KIZEK Peter (17)	SVK 	00:04:26.34	+00:05.80
6	8	ŠTURSA Otakar (17)	CZE 	00:04:35.50	+00:14.96
7	1	ALMAGAMBETOV Anuar (17)	KAZ 	00:04:41.76	+00:21.22
8	7	ARTEM Chetvertak (17)	UKR 	00:04:42.96	+00:22.42
9	3	SKIBINSKI Piotr (17)	POL 	00:04:43.40	+00:22.86

15,0 °C km/h W


 4 Heats + 3 SemiFinals

## Result 112: FA K1 Men 16 1000m

13. 9. 2019 16:30

#	Ln	Boat	Country	Time	Delta
1	9	DUARTE João (16)	POR 	00:03:54.58	
2	6	LEVENTE Kurucz (16)	HUN 	00:03:54.84	+00:00.26
3	8	FREYER Julian (16)	GER 	00:03:56.56	+00:01.98
4	5	KARSAKOU Kiryl (16)	BLR 	00:03:56.64	+00:02.06
5	3	PATRIK Kövesdi (16)	HUN 	00:03:58.16	+00:03.58
6	7	RYBANSKÝ Daniel (16)	SVK 	00:04:03.58	+00:09.00
7	4	MAMCHNKO Oleksii (16)	UKR 	00:04:06.04	+00:11.46
8	2	GAUDET Ian (16)	CAN 	00:04:10.08	+00:15.50
9	1	PIZARRO Piero (16)	ARG 	00:04:11.72	+00:17.14

0,0 °C km/h


 6 Heats + 4 SemiFinals

## Result 113: FA C1 Men 16 1000m

13. 9. 2019 16:35










#	Ln	Boat	Country	Time	Delta
1	7	LÁSZLÓ Papp (16)	HUN 	00:04:31.46	
2	5	BURKANAU Ilya (16)	BLR 	00:04:33.26	+00:01.80
3	4	FEDISHIN Mihail (16)	BUL 	00:04:34.12	+00:02.66
4	6	GOLOVAČ Artūras (16)	LTU 	00:04:34.92	+00:03.46
5	8	BENCE Kuska (16)	HUN 	00:04:35.24	+00:03.78
6	2	SEMENIUK Taras (16)	UKR 	00:04:43.32	+00:11.86
7	1	TETTINGER Petr (16)	CZE 	00:04:44.82	+00:13.36
8	3	STOLÁRIK Peter (16)	SVK 	00:04:48.34	+00:16.88
9	9	SZOBOLOVSZKY Michal (16)	SVK 	00:04:51.38	+00:19.92

0,0 °C km/h

 4 Heats + 3 SemiFinals

## Result 114: FB K1 Men 15 1000m

13. 9. 2019 16:50

#	Ln	Boat	Country	Time	Delta
1	5	VARGHA Boris (15)	SVK 	00:04:09.34	
2	9	KOPACZEWSKI Max (15)	GER 	00:04:09.70	+00:00.36
3	4	PYTLAK Tomasz (15)	POL 	00:04:11.74	+00:02.40
4	2	SCHENK Vaughn (15)	USA 	00:04:12.96	+00:03.62
5	6	KLOPOV Ivan (15)	UKR 	00:04:17.02	+00:07.68
6	3	HURYN Ivan (15)	BLR 	00:04:18.36	+00:09.02
7	7	IKIC Damir (15)	SRB 	00:04:18.64	+00:09.30
8	1	TRNKA Filip (15)	CZE 	00:04:19.66	+00:10.32
9	8	ZAPF Florian (15)	GER 	00:04:34.30	+00:24.96

0,0 °C

km/h

 Final

## Result 115: FB K1 Women 17 1000m

13. 9. 2019 16:54

#	Ln	Boat	Country	Time	Delta
1	5	HÁZOVÁ Adéla (17)	CZE 	00:04:34.66	
2	6	HORVÁTH Emma (17)	SVK 	00:04:35.42	+00:00.76
3	7	O'BRIEN Anna (17)	CAN 	00:04:39.52	+00:04.86
4	2	D'ESTEFANO Rebeca (17)	ARG 	00:04:40.86	+00:06.20
5	9	WESTWATER Brooke (17)	CAN 	00:04:41.54	+00:06.88
6	3	GEORGIEVA Yoana (17)	BUL 	00:04:44.30	+00:09.64
7	8	ENDO Honatsu (17)	JPN 	00:04:47.32	+00:12.66
8	1	SINKEL Liudmila (17)	BLR 	00:04:47.68	+00:13.02
9	4	DAMJANOV Anja (17)	SRB 	00:04:50.40	+00:15.74

0,0 °C

km/h

 Final


## Result 116: FA K1 Men 15 1000m

13. 9. 2019 17:01

#	Ln	Boat	Country	Time	Delta
1	5	BRYDE Nikolaj (15)	DEN 	00:04:01.04	
2	4	ZSOMBOR Panyik (15)	HUN 	00:04:02.80	+00:01.76
3	3	KAJDANEK Jaroslaw (15)	POL 	00:04:07.74	+00:06.70
4	2	MAZZARA Simone (15)	ITA 	00:04:07.84	+00:06.80
5	7	STOJKOVIČ David (15)	SVK 	00:04:08.56	+00:07.52
6	8	BENCE Ozsgyáni (15)	HUN 	00:04:11.60	+00:10.56
7	1	FERREIRA Adolfo (15)	POR 	00:04:18.56	+00:17.52
8	9	MANJENCIC Luka (15)	SRB 	00:04:18.90	+00:17.86
9	6	SPADACINI Achille (15)	ITA 	00:04:19.20	+00:18.16

0,0 °C

km/h


 4 Heats + 3 SemiFinals

## Result 117: FA C1 Men 15 1000m

13. 9. 2019 17:04

#	Ln	Boat	Country	Time	Delta
1	6	TSIVTSIVADZE Aleksandre (15)	GEO 	00:04:29.74	
2	4	BENDEGÚZ Bőszörményi (15)	HUN 	00:04:37.98	+00:08.24
3	2	ZHUKAVETS Mikalai (15)	BLR 	00:04:43.52	+00:13.78
4	5	PIGEON Austin (15)	CAN 	00:04:44.58	+00:14.84
5	7	LÉRÁNT Lucas (15)	SVK 	00:04:44.58	+00:14.84
6	9	DOKTOR Tomáš (15)	CZE 	00:04:48.14	+00:18.40
7	8	KORN Leo (15)	GER 	00:04:50.12	+00:20.38
8	3	SIERADZAN Kacper (15)	POL 	00:04:50.70	+00:20.96
9	1	MILO Vojtěch (15)	CZE 	00:05:14.16	+00:44.42

0,0 °C km/h


 3 Heats + 2 SemiFinals

## Result 118: FA K1 Women 17 1000m

13. 9. 2019 17:10

#	Ln	Boat	Country	Time	Delta
1	4	CSENGE Boldis (17)	HUN 	00:04:27.46	
2	3	GALÁDOVÁ Barbora (17)	CZE 	00:04:28.58	+00:01.12
3	5	CSILLA Rugási (17)	HUN 	00:04:29.24	+00:01.78
4	6	ROESSELING Enja (17)	GER 	00:04:29.86	+00:02.40
5	1	HANSEN Anna Find (17)	DEN 	00:04:32.64	+00:05.18
6	8	ČULENOVÁ Dagmar (17)	SVK 	00:04:33.36	+00:05.90
7	9	REINHOLT Astrid (17)	DEN 	00:04:34.44	+00:06.98
8	7	KISCHNICK Lisa Marie (17)	GER 	00:04:39.78	+00:12.32
9	2	HRYSHAKOVA Elvira (17)	UKR 	00:04:43.50	+00:16.04

0,0 °C km/h


 4 Heats + 3 SemiFinals

## Result 119: FA C1 Women 17 1000m

13. 9. 2019 17:15



#	Ln	Boat	Country	Time	Delta
1	3	DÓRA Horányi (17)	HUN 	00:05:19.58	
2	5	ZHUK Karyna (17)	BLR 	00:05:20.82	+00:01.24
3	9	AMINA Palamarchuk (17)	UKR 	00:05:27.80	+00:08.22
4	7	SURMINA Olga (17)	KAZ 	00:05:30.58	+00:11.00
5	6	DANILCHUK Yeva (17)	BLR 	00:05:30.72	+00:11.14
6	4	PRAETZ Elisabeth (17)	GER 	00:05:30.76	+00:11.18
7	8	PENNYFATHER Kate (17)	CAN 	00:05:42.08	+00:22.50
8	1	IKRÉNIOVÁ Viktória (17)	SVK 	00:05:42.32	+00:22.74
9	2	RENARD Axelle (17)	FRA 	00:05:43.80	+00:24.22

0,0 °C km/h

 3 Heats + 2 SemiFinals

## Result 120: FB K1 Women 16 1000m

13. 9. 2019 17:31

#	Ln	Boat	Country	Time	Delta
1	5	BESHARAH Toshka (16)	CAN 	00:04:37.30	
2	3	ADÉL Kálovics (16)	HUN 	00:04:38.80	+00:01.50
3	2	STRAMKE Vanessa (16)	GER 	00:04:40.26	+00:02.96
4	8	VALEROSI Margherita (16)	ITA 	00:04:42.52	+00:05.22
5	4	MAJEWSKA Oliwia (16)	POL 	00:04:42.68	+00:05.38
6	6	PAVLEŠIN Leona (16)	CRO 	00:04:43.06	+00:05.76
7	7	ANDERSON Grace (16)	GBR 	00:04:43.32	+00:06.02
8	9	HOLÁ Nina (16)	SVK 	00:04:43.42	+00:06.12
9	1	GAUBE Katharina (16)	AUT 	00:04:48.24	+00:10.94










0,0 °C

km/h

 Final

## Result 121: FB K1 Women 15 1000m

13. 9. 2019 17:34

#	Ln	Boat	Country	Time	Delta
1	5	ZVĚŘOVÁ Kristýna (15)	CZE 	00:04:44.46	
2	8	ROUSSIEKAN Chelsea-Lynn (15)	GER 	00:04:44.98	+00:00.52
3	3	TROKA Oliwia (15)	POL 	00:04:46.90	+00:02.44
4	2	KOSMACZEWSKA Lena (15)	POL 	00:04:49.96	+00:05.50
5	7	SELIUKOVA Darya (15)	BLR 	00:04:50.14	+00:05.68
6	6	GADEIKYTĚ Greta (15)	LTU 	00:04:51.62	+00:07.16
7	9	MAHYR Khrystyna (15)	UKR 	00:04:52.34	+00:07.88
8	4	BASCONCEL Delfina (15)	ARG 	00:04:52.68	+00:08.22
9	1	SOKOLOVA Margarita (15)	LAT 	00:04:58.62	+00:14.16

0,0 °C

km/h

 Final


## Result 122: FA K1 Women 16 1000m

13. 9. 2019 17:40

#	Ln	Boat	Country	Time	Delta
1	9	RAGWITZ Gesine (16)	GER 	00:04:26.96	
2	5	JENSEN Katrine (16)	DEN 	00:04:28.20	+00:01.24
3	6	EVELIN Csengeri (16)	HUN 	00:04:32.14	+00:05.18
4	1	MACPHERSON Cassidy (16)	CAN 	00:04:35.58	+00:08.62
5	4	BESSA Beatriz (16)	POR 	00:04:35.80	+00:08.84
6	3	PECSUKOVÁ Katarína (16)	SVK 	00:04:37.04	+00:10.08
7	8	HERZÁNOVÁ Lucie (16)	CZE 	00:04:38.68	+00:11.72
8	7	GLADKOVA Tatyana (16)	KAZ 	00:04:40.46	+00:13.50
9	2	MARCZEWSKA Weronika (16)	POL 	00:04:41.78	+00:14.82

0,0 °C




km/h

 5 Heats + 4 SemiFinals




## Result 123: FA C1 Women 16 1000m

13. 9. 2019 17:45

#	Ln	Boat	Country	Time	Delta
1	4	BRAUN Amelia (16)	POL 	00:05:16.86	
2	5	FANNI Seres (16)	HUN 	00:05:17.76	+00:00.90
3	6	GABELUNKE Tabea (16)	GER 	00:05:20.44	+00:03.58
4	7	KALYTIUK Vasylyna (16)	UKR 	00:05:20.98	+00:04.12
5	8	HODGSON-PAGEAU Ella (16)	CAN 	00:05:27.98	+00:11.12
6	3	MCDONALD Evie (16)	CAN 	00:05:28.28	+00:11.42
7	2	MARUSAVA Darya (16)	BLR 	00:05:28.96	+00:12.10
8	9	ZSÓFIA Csorba (16)	HUN 	00:05:34.98	+00:18.12
9	1	BEZNIUK Kateryna (16)	UKR 	00:05:52.24	+00:35.38

0,0 °C km/h


 3 Heats + 2 SemiFinals

## Result 124: FA K1 Women 15 1000m

13. 9. 2019 17:50

#	Ln	Boat	Country	Time	Delta
1	5	RÉKA Nemes (15)	HUN 	00:04:28.18	
2	6	SIDOVÁ Bianka (15)	SVK 	00:04:32.48	+00:04.30
3	3	RÉKA Kiskó (15)	HUN 	00:04:35.76	+00:07.58
4	4	BRITO Ana (15)	POR 	00:04:36.50	+00:08.32
5	9	BUGÁR Réka (15)	SVK 	00:04:39.54	+00:11.36
6	2	DEBRUYNE Christine (15)	BEL 	00:04:42.58	+00:14.40
7	8	SIDARAVA Alina (15)	BLR 	00:04:43.62	+00:15.44
8	7	ASKAR Assem (15)	KAZ 	00:04:46.34	+00:18.16
9	1	ARMSTRONG Kristina (14)	GBR 	00:04:56.56	+00:28.38

0,0 °C km/h


 4 Heats + 3 SemiFinals

## Result 125: FA C1 Women 15 1000m

13. 9. 2019 17:55










#	Ln	Boat	Country	Time	Delta
1	7	BOETTCHER Justine (15)	GER 	00:05:22.98	
2	6	FERNANDES Beatriz (15)	POR 	00:05:28.00	+00:05.02
3	4	NALETSKA Hanna (15)	BLR 	00:05:28.52	+00:05.54
4	9	SEYDLEWICZ Karolina (15)	POL 	00:05:39.16	+00:16.18
5	8	GRADY Sarah (15)	USA 	00:05:40.70	+00:17.72
6	2	TORNOW Chantal (15)	GER 	00:05:46.32	+00:23.34
7	5	KHRYSTYNA Osipchuk (15)	UKR 	00:05:48.00	+00:25.02
8	3	JANÁČKOVÁ Denisa (13)	CZE 	00:05:49.32	+00:26.34
9	1	KATA Hegedűs (15)	HUN 	00:05:52.56	+00:29.58

0,0 °C km/h

 3 Heats + 2 SemiFinals

## Result 126: FB K2 Men 15 - 16 1000m

13. 9. 2019 18:09

#	Ln	Boat	Country	Time	Delta
1	9	ALLEN Ashby (16)	SCHOOLEY Toby (16)	AUS 	00:03:46.32
2	4	BASTIAENS Rafaël (16)	DRAGONETTI Mattis (15)	BEL 	+00:01.10
3	8	AUTUKHOV Daniil (15)	YERMOLENKA Dzianis (15)	BLR 	+00:01.78
4	1	HAVET Jean (16)	PICHANCOURT Arthur (15)	FRA 	+00:02.24
5	6	MÁTYÁS Horváth (16)	SZILVESZTER Bolehradsky (16)	HUN 	+00:02.88
6	3	BARSZCZEWSKI Lukasz (16)	JANUSZ Dawid (16)	POL 	+00:03.54
7	7	MAZZARA Simone (15)	POLELLO Luca (16)	ITA 	+00:04.34
8	5	KOMOROWSKI Igor (16)	GLADYKOWSKI Gabriel (16)	POL 	+00:04.42
9	2	FERREIRA Adolfo (15)	SANTOS Rodrigo (16)	POR 	+00:06.76

0,0 °C

km/h

 Final


## Result 127: FA K2 Men 17 1000m

13. 9. 2019 18:15

#	Ln	Boat	Country	Time	Delta
1	7	DITTMAR Ferdinand (17)	PRAGER Jan Ole (17)	GER 	00:03:30.44
2	9	ÁRON Nyerges (17)	MÁTYÁS Majoros (17)	HUN 	+00:01.08
3	8	PILARZ Wojciech (17)	ROJEK Przemyslaw (17)	POL 	+00:01.86
4	6	BUTTI Lisandro (17)	RATTO Agustin (17)	ARG 	+00:04.64
5	5	MÁRTON Katona (17)	ZSIGMOND Takács (17)	HUN 	+00:06.20
6	2	ZYCHOWICZ Adrian (17)	LESZCZYNSKI Wiktor (17)	POL 	+00:07.30
7	4	ILLTZ Thorben (17)	SPECHT Simon (17)	GER 	+00:08.80
8	1	GRCIC Ljubomir (17)	PECIC Milos (17)	SRB 	+00:12.52
3		MACHÁČEK Jan (17)	PODRASKÝ Patrik (17)	CZE 	Nedokončil

0,0 °C

km/h

 3 Heats + 2 SemiFinals


## Result 128: FA C2 Men 17 1000m

13. 9. 2019 18:19

#	Ln	Boat	Country	Time	Delta
1	5	BALÁZS Pála (17)	ZOLTÁN Vass (17)	HUN 	00:04:01.62
2	4	NEVE Kristoffer Ravn (17)	SCALES William Anker (17)	DEN 	+00:02.26
3	3	BILLARD Andrew (17)	O'NEILL Matthew (17)	CAN 	+00:04.18
4	1	KUEHNEL Ari (17)	WANSING-DEILMANN Fynn (17)	GER 	+00:07.62
5	9	HALUBETS Andrei (17)	ROSKACH Maksim (17)	BLR 	+00:08.08
6	7	MEDINS Nils (17)	SEVCOVS Jurijs (17)	LAT 	+00:10.14
7	6	HOLDAK Krystian (17)	MICHALAK Gracjan (16)	POL 	+00:10.18
8	8	KRZYZANOWSKI Krystian (17)	POLACZEK Milosz (17)	POL 	+00:12.50
9	2	FORTERRE Tom (17)	SEGAUX Tom (17)	FRA 	+00:26.16

0,0 °C

km/h

 2 Heats + 1 SemiFinal


## Result 129: FA K2 Men 15 - 16 1000m

13. 9. 2019 18:24

#	Ln	Boat	Country	Time	Delta
1	5	WINKELMANN Anton (15) GRAF Jan Peter (16)	GER 	00:03:33.92	
2	4	PODHRADSKÝ Viktor Samuel (16) RYBANSKÝ Daniel (16)	SVK 	00:03:35.08	+00:01.16
3	6	MANFREDA Matevž (15) MUGERLI Alen (16)	SLO 	00:03:36.18	+00:02.26
4	9	KOTHLOW Noah (16) GUENDL Konrad (16)	GER 	00:03:36.70	+00:02.78
5	8	BRUKHANSKYI Mykyta (16) STARODEBTSEV Valerii (16)	UKR 	00:03:41.06	+00:07.14
6	2	HINVES Xavier (16) TARVER Zachary (16)	GBR 	00:03:42.12	+00:08.20
7	7	ALSBERGS Juris (16) MANCASS Valters (16)	LAT 	00:03:42.48	+00:08.56
8	1	PEDERSEN Mark (16) SCHAUFUSS Oskar (16)	DEN 	00:03:43.92	+00:10.00
	3	PATRIK Kövesdi (16) RAUL Nagy (16)	HUN 	DSQ	trať

0,0 °C

km/h

 5 Heats + 4 SemiFinals


## Result 130: FA C2 Men 15 - 16 1000m

13. 9. 2019 18:28

#	Ln	Boat	Country	Time	Delta
1	4	KUZYK Taras (16) YURII Shutiak (16)	UKR 	00:04:02.92	
2	5	BURKANAU Ilya (16) TSIKHANAU Valiantsin (16)	BLR 	00:04:03.86	+00:00.94
3	2	KITEWSKI Juliusz (16) SADOWSKI Damian (16)	POL 	00:04:04.86	+00:01.94
4	6	LÁSZLÓ Papp (16) MÁRK BESE Csanki (16)	HUN 	00:04:05.04	+00:02.12
5	1	FARKAS Márk András (15) SZOBOLOVSZKY Michal (16)	SVK 	00:04:07.68	+00:04.76
6	9	ETLICH Erik (16) FRENZEL Henri (16)	GER 	00:04:08.70	+00:05.78
7	3	GRAHAM Kieran (16) PIGEON Austin (15)	CAN 	00:04:10.44	+00:07.52
8	8	PSOTNÝ Adam (15) STOLÁRIK Peter (16)	SVK 	00:04:15.24	+00:12.32
9	7	MARIAN Reka (16) SHVORAK Anatolii (16)	UKR 	00:04:28.50	+00:25.58









0,0 °C

km/h

 3 Heats + 2 SemiFinals


## Result 131: H1 K1 Men 17 500m

14. 9. 2019 8:30

#	Ln	Boat	Country	Time	Delta
1	4	VARAPAYEU Mikhail (17)	BLR 	00:01:52.13	
2	1	OLEKSANDR Chekhmistrenko (17)	UKR 	00:01:53.59	+00:01.46
3	7	PILARZ Wojciech (17)	POL 	00:01:54.41	+00:02.28
4	8	BOTTINI Simon (17)	ARG 	00:01:55.08	+00:02.95
5	3	HEDIN Eric (17)	SWE 	00:01:55.76	+00:03.62
6	2	WURTS Ryan (17)	USA 	00:01:56.09	+00:03.96
7	5	ADEDAPO Ademola (17)	AUT 	00:01:57.79	+00:05.65
8	9	ČERNE Jan (17)	SLO 	00:02:01.70	+00:09.57

0,0 °C

km/h

 1-6 -> SF


## Result 132: H2 K1 Men 17 500m

14. 9. 2019 8:33

#	Ln	Boat	Country	Time	Delta
1	2	ÁDÁM Kiss (17)	HUN 	00:01:50.69	
2	9	ILIAŠ Martin (17)	SVK 	00:01:51.29	+00:00.59
3	4	EGGER Luke (17)	AUS 	00:01:51.60	+00:00.91
4	6	ANTONIOU Panagiotis (17)	GRE 	00:01:53.16	+00:02.46
5	1	TACIAK Jakub (17)	POL 	00:01:53.73	+00:03.04
6	8	STAAL Olaf (17)	NED 	00:01:54.48	+00:03.78
7	7	JUSTS Ingus (17)	LAT 	00:01:56.78	+00:06.09
8	5	HRISTOV Branimir (17)	BUL 	00:01:59.60	+00:08.90
9	3	PEKHENKO Aleksandr (17)	EST 	00:02:05.73	+00:15.03










0,0 °C

km/h

 1-6 -> SF


## Result 133: H3 K1 Men 17 500m

14. 9. 2019 8:36

#	Ln	Boat	Country	Time	Delta
1	4	ZSOMBOR Tamási (17)	HUN 	00:01:49.98	
2	6	SOLNE Lukas (17)	DEN 	00:01:50.72	+00:00.74
3	9	MATIAS Sandro (17)	POR 	00:01:51.38	+00:01.40
4	1	MESZLÉNYI Márk (17)	SVK 	00:01:51.79	+00:01.81
5	7	SIMEONOV Preslav (17)	BUL 	00:01:52.45	+00:02.46
6	5	ARNOUDSE Yuri (17)	NED 	00:01:56.04	+00:06.05
7	2	CINOVSKIS Zigmars (17)	LAT 	00:01:56.24	+00:06.26
8	8	PETITBOUT Bertrand (17)	FRA 	00:02:00.08	+00:10.09
9	3	MALESKI Vladimir (17)	MKD 	00:02:00.81	+00:10.83




0,0 °C

km/h

 1-6 -> SF

## Result 134: H4 K1 Men 17 500m

14. 9. 2019 8:38

#	Ln	Boat	Country	Time	Delta
1	7	LAGUNDZIC Branko (17)	SRB 	00:01:49.58	
2	1	BRYDE Philip (17)	DEN 	00:01:50.80	+00:01.22
3	5	PRAGER Jan Ole (17)	GER 	00:01:52.36	+00:02.78
4	2	PRICE Jacob (17)	CAN 	00:01:52.92	+00:03.34
5	8	VANASTEN Tristan (17)	BEL 	00:01:53.44	+00:03.86
6	6	NONNE Mattia (17)	ITA 	00:01:53.48	+00:03.90
7	4	BUTCHER Samuel (17)	ZAF 	00:02:02.26	+00:12.68
8	3	BRETSCHER Cornel (17)	SUI 	00:02:04.68	+00:15.10









0,0 °C

km/h

 1-6 -> SF


## Result 135: H5 K1 Men 17 500m

14. 9. 2019 8:41

#	Ln	Boat	Country	Time	Delta
1	5	MALHERBE Jordy (17)	ZAF 	00:01:52.28	
2	8	RADOVIĆ Relja (17)	SRB 	00:01:54.19	+00:01.91
3	1	STEWART Rory (17)	GBR 	00:01:54.41	+00:02.12
4	7	MORELLO Giacomo (17)	ITA 	00:01:54.82	+00:02.54
5	6	VANGEEL Jules (17)	BEL 	00:01:55.18	+00:02.89
6	2	LEVASSEUR Xavier (17)	CAN 	00:01:55.60	+00:03.32
7	4	DONHAUSER Donat (17)	SUI 	00:01:56.62	+00:04.34
8	3	JURGUTIS Mantas (17)	LTU 	00:02:07.63	+00:15.35









0,0 °C

km/h

 1-6 -> SF


## Result 136: H6 K1 Men 17 500m

14. 9. 2019 8:45

#	Ln	Boat	Country	Time	Delta
1	8	BRATACH Vitalii (17)	UKR 	00:01:52.07	
2	6	PODRASKÝ Patrik (17)	CZE 	00:01:52.63	+00:00.55
3	2	SIELICKI Maksymilian (17)	GBR 	00:01:53.18	+00:01.10
4	3	ECKER Jonas (17)	USA 	00:01:53.85	+00:01.78
5	5	MELNIK Vitali (17)	BLR 	00:01:55.02	+00:02.94
6	4	AOKI Mizuki (17)	JPN 	00:01:56.60	+00:04.53
7	1	JOHANSSON Jesper (17)	SWE 	00:01:59.65	+00:07.57
8	7	RAJČIČ Klemen (17)	SLO 	00:02:04.25	+00:12.18



0,0 °C

km/h

 1-6 -> SF

## Result 137: H1 C1 Men 17 500m

14. 9. 2019 8:47

#	Ln	Boat	Country	Time	Delta
1	6	KIZEK Peter (17)	SVK 	00:02:05.33	
2	5	ALMAGAMBETOV Anuar (17)	KAZ 	00:02:09.00	+00:03.67
3	7	BACÍLEK Lukáš (17)	CZE 	00:02:10.86	+00:05.53
4	4	BALÁZS Pál (17)	HUN 	00:02:12.49	+00:07.16
5	3	BUGLAK Večiaslav (17)	LTU 	00:02:13.55	+00:08.22
6	2	BELTRAMINI Mauro (17)	ITA 	00:02:14.44	+00:09.11
7	1	BLIZNAKOV Stelqñ (17)	BUL 	00:02:15.47	+00:10.14








0,0 °C

km/h

 1-6 + 3 next BT -> SF

## Result 138: H2 C1 Men 17 500m

14. 9. 2019 8:52








#	Ln	Boat	Country	Time	Delta
1	4	BILLARD Andrew (17)	CAN 	00:02:06.24	
2	6	LÉRÁNT Christopher Peter (17)	SVK 	00:02:07.51	+00:01.26
3	2	SKIBINSKI Piotr (17)	POL 	00:02:10.43	+00:04.19
4	1	BONDARENKO Oleksandr (17)	UKR 	00:02:13.77	+00:07.52
5	5	FORTERRE Tom (17)	FRA 	00:02:18.09	+00:11.85
6	7	ERCEG Danko (17)	CRO 	00:02:22.62	+00:16.37
7	3	TODOROVIC Boris (17)	BIH 	00:02:33.34	+00:27.10

0,0 °C km/h

 1-6 + 3 next BT -> SF

## Result 139: H3 C1 Men 17 500m

14. 9. 2019 8:55








#	Ln	Boat	Country	Time	Delta
1	7	AHARODNY Mikita (17)	BLR 	00:02:05.60	
2	5	O'NEILL Matthew (17)	CAN 	00:02:05.95	+00:00.35
3	3	BECHTOLD Tim (17)	GER 	00:02:08.84	+00:03.24
4	1	ARTEM Chetvertak (17)	UKR 	00:02:09.67	+00:04.07
5	2	POLACZEK Milosz (17)	POL 	00:02:10.92	+00:05.32
6	4	HARADA Masatoshi (17)	JPN 	00:02:14.36	+00:08.76
7	6	SEXTON Camden (17)	USA 	00:02:15.57	+00:09.97

0,0 °C km/h

 1-6 + 3 next BT -> SF

## Result 140: H4 C1 Men 17 500m

14. 9. 2019 8:57

#	Ln	Boat	Country	Time	Delta
1	5	NEVE Kristoffer Ravn (17)	DEN 	00:02:04.99	
2	6	LUKAC Joaquin Ezequiel (17)	ARG 	00:02:07.63	+00:02.63
3	4	ZOLTÁN Vass (17)	HUN 	00:02:09.55	+00:04.55
4	3	ŠTURSA Otakar (17)	CZE 	00:02:14.92	+00:09.93
5	2	CALÒ Edoardo (17)	ITA 	00:02:17.81	+00:12.81
6	7	BERONJA Petar (17)	SRB 	00:02:18.16	+00:13.16
7	1	THOMAS William (17)	GBR 	00:02:27.63	+00:22.63

0,0 °C km/h


 1-6 + 3 next BT -> SF

## Result 141: H1 K1 Men 16 500m

14. 9. 2019 9:01









#	Ln	Boat	Country	Time	Delta
1	5	BODINE Ashby (16)	USA 	00:01:51.13	
2	9	KAIRYS Heraldas (16)	LTU 	00:01:53.46	+00:02.33
3	3	KARSAKOU Kiryl (16)	BLR 	00:01:53.80	+00:02.67
4	2	VALSA Radek (16)	CZE 	00:01:54.81	+00:03.68
5	4	SANTOS Rodrigo (16)	POR 	00:01:55.20	+00:04.07
6	7	TARVER Zachary (16)	GBR 	00:01:55.82	+00:04.69
7	8	MZOLO Kwenzeka (16)	ZAF 	00:01:57.32	+00:06.19
8	1	IRSIGLER Carol (16)	AUT 	00:01:59.78	+00:08.65
9	6	PERSSON Erik (16)	SWE 	00:02:11.06	+00:19.93

0,0 °C km/h

 1-6 -> SF

## Result 142: H2 K1 Men 16 500m

14. 9. 2019 9:03










#	Ln	Boat	Country	Time	Delta
1	2	NEZHEVENKO Danilo (16)	UKR 	00:01:49.87	
2	9	PATRIK Kövesdi (16)	HUN 	00:01:50.24	+00:00.37
3	4	SCHOOLEY Toby (16)	AUS 	00:01:51.67	+00:01.80
4	8	TONKIN Alex (16)	GBR 	00:01:52.21	+00:02.34
5	7	HISHIDA Yuan (16)	JPN 	00:01:53.05	+00:03.18
6	6	ELENOV Borislav (16)	BUL 	00:01:56.67	+00:06.80
7	1	ORLOV Albert (16)	EST 	00:02:02.31	+00:12.44
8	5	LOOIJ Lance (16)	NED 	00:02:06.48	+00:16.61

0,0 °C km/h

 1-6 -> SF

## Result 143: H3 K1 Men 16 500m

14. 9. 2019 9:06










#	Ln	Boat	Country	Time	Delta
1	9	PLATASH Danil (16)	UKR 	00:01:48.36	
2	1	PIZARRO Piero (16)	ARG 	00:01:52.96	+00:04.60
3	3	LEVENTE Kurucz (16)	HUN 	00:01:53.30	+00:04.94
4	8	ALLEN Ashby (16)	AUS 	00:01:54.05	+00:05.68
5	4	BOIVIN Mathis (16)	FRA 	00:01:54.59	+00:06.22
6	6	STOJSIC Dimitrije (16)	SRB 	00:01:55.45	+00:07.08
7	5	ZHUKOV Andrey (16)	KAZ 	00:01:56.57	+00:08.20
8	2	NIKOLOV Nikolay (16)	BUL 	00:02:02.08	+00:13.71
9	7	KOCK Robbie (16)	NED 	00:02:15.53	+00:27.17

0,0 °C km/h

 1-6 -> SF


## Result 144: H4 K1 Men 16 500m

14. 9. 2019 9:08

#	Ln	Boat	Country	Time	Delta
1	4	GAUDET Ian (16)	CAN 	00:01:47.66	
2	6	PODHRADSKÝ Viktor Samuel (16)	SVK 	00:01:50.15	+00:02.49
3	7	DUCHINI Gabriele (16)	ITA 	00:01:50.51	+00:02.85
4	8	JANOWICZ Dawid (16)	POL 	00:01:50.87	+00:03.21
5	9	KRISTENSEN Jeppe (16)	DEN 	00:01:51.24	+00:03.58
6	2	ORERO Manuel Rodrigo (16)	ARG 	00:01:53.26	+00:05.60
7	3	HAVET Jean (16)	FRA 	00:01:54.34	+00:06.68
8	1	BABIĆ Domagoj (16)	CRO 	00:02:00.44	+00:12.78
9	5	IRAKLEOUS Aris (16)	CYP 	00:02:06.23	+00:18.57









0,0 °C

km/h

 1-6 -> SF

## Result 145: H5 K1 Men 16 500m

14. 9. 2019 9:11

#	Ln	Boat	Country	Time	Delta
1	7	JOHNSON Craig (16)	CAN 	00:01:52.52	
2	4	DANAŠ Matej (16)	SVK 	00:01:53.88	+00:01.36
3	8	TESSADRI Lorenzo (16)	ITA 	00:01:54.08	+00:01.56
4	2	PEDERSEN Mark (16)	DEN 	00:01:54.32	+00:01.80
5	9	BARSZCZEWSKI Lukasz (16)	POL 	00:01:55.38	+00:02.86
6	5	MAGRADZE Tengiz (16)	GEO 	00:01:57.96	+00:05.44
7	1	BASTIAENS Rafaël (16)	BEL 	00:02:00.68	+00:08.16
8	6	BENETOS Konstantinos (16)	GRE 	00:02:01.70	+00:09.18










0,0 °C

km/h

 1-6 -> SF

## Result 146: H6 K1 Men 16 500m

14. 9. 2019 9:14

#	Ln	Boat	Country	Time	Delta
1	8	TERMER Václav (16)	CZE 	00:01:52.74	
2	3	KUZMENKA Yahor (16)	BLR 	00:01:53.56	+00:00.82
3	7	LAGERSTAM Hugo (16)	SWE 	00:01:53.80	+00:01.06
4	5	DUARTE João (16)	POR 	00:01:54.52	+00:01.78
5	6	GRAF Jan Peter (16)	GER 	00:01:55.60	+00:02.86
6	4	TALBERT Sean (16)	USA 	00:01:56.26	+00:03.52
7	9	SAKALAUSKAS Rytis (16)	LTU 	00:01:57.28	+00:04.54
8	1	MALESKI Nikola (16)	MKD 	00:02:05.96	+00:13.22
9	2	MACCELARI Matthew (16)	ZAF 	00:02:09.64	+00:16.90

0,0 °C









km/h

 1-6 -> SF



## Result 147: H1 C1 Men 16 500m

14. 9. 2019 9:17

#	Ln	Boat	Country	Time	Delta
1	4	MAEDA Takumi (16)	JPN 	00:02:09.70	
2	5	SEMENIUK Taras (16)	UKR 	00:02:12.00	+00:02.30
3	8	SILVA Diogo (16)	POR 	00:02:13.20	+00:03.50
4	7	SZOBOLOVSZKY Michal (16)	SVK 	00:02:15.04	+00:05.34
5	3	ETLICH Erik (16)	GER 	00:02:15.82	+00:06.12
6	6	RENG Marcus (16)	DEN 	00:02:18.08	+00:08.38
7	1	SEDLÁK Jiří (16)	CZE 	00:02:19.20	+00:09.50
8	2	XAVER Huber (16)	AUT 	00:02:28.32	+00:18.62






0,0 °C

km/h

 1-6 + 3 next BT -> SF

## Result 149: H3 C1 Men 16 500m

14. 9. 2019 9:23

#	Ln	Boat	Country	Time	Delta
1	6	GERGŐ Rumi (16)	HUN 	00:02:15.54	
2	1	GOLOVAČ Artūras (16)	LTU 	00:02:15.86	+00:00.32
3	7	LEJEUNE Alexandre (16)	FRA 	00:02:17.54	+00:02.00
4	2	GRAHAM Kieran (16)	CAN 	00:02:20.28	+00:04.74
5	4	KITEWSKI Juliusz (16)	POL 	00:02:20.98	+00:05.44
6	3	TOVARLAZA Mihajlo (16)	SRB 	00:02:27.68	+00:12.14
7	5	ZUBE Artis (16)	LAT 	00:02:31.84	+00:16.30








0,0 °C

km/h

 1-6 + 3 next BT -> SF

## Result 150: H4 C1 Men 16 500m

14. 9. 2019 9:26

#	Ln	Boat	Country	Time	Delta
1	7	KUZYK Taras (16)	UKR 	00:02:11.20	
2	6	SADOWSKI Damian (16)	POL 	00:02:12.30	+00:01.10
3	1	TSIKHANAU Valiantsin (16)	BLR 	00:02:13.86	+00:02.66
4	4	STOLÁRIK Peter (16)	SVK 	00:02:14.94	+00:03.74
5	5	FRENZEL Henri (16)	GER 	00:02:15.88	+00:04.68
6	3	TETTINGER Petr (16)	CZE 	00:02:16.30	+00:05.10
7	2	CHIELLO Alessandro (16)	ITA 	00:02:20.68	+00:09.48









0,0 °C

km/h

 1-6 + 3 next BT -> SF

## Result 151: H1 K1 Men 15 500m

14. 9. 2019 9:34

#	Ln	Boat	Country	Time	Delta
1	7	BRYDE Nikolaj (15)	DEN 	00:01:58.88	
2	4	STOJKOVIČ David (15)	SVK 	00:01:59.76	+00:00.88
3	1	HRÁBEK Lukáš (14)	CZE 	00:02:01.00	+00:02.12
4	6	KAJDANEK Jaroslaw (15)	POL 	00:02:04.38	+00:05.50
5	5	CHRISTODOULOU Christos Dylan (15)	CYP 	00:02:05.82	+00:06.94
6	2	IWASE Tomoya (14)	JPN 	00:02:07.14	+00:08.26
7	8	LIPOVAC Luka (14)	CRO 	00:02:07.38	+00:08.50
8	3	VINCANS Ilja (15)	LAT 	00:02:10.66	+00:11.78








0,0 °C

km/h

 1-7 + 1 next BT -> SF

## Result 152: H2 K1 Men 15 500m

14. 9. 2019 9:37

#	Ln	Boat	Country	Time	Delta
1	7	DRAGONETTI Mattis (15)	BEL 	00:01:59.10	
2	1	VARGHA Boris (15)	SVK 	00:01:59.30	+00:00.20
3	6	PYTLAK Tomasz (15)	POL 	00:01:59.62	+00:00.52
4	5	TORRES TOLEDO Luka Valentino (15)	ARG 	00:02:03.32	+00:04.22
5	3	FULÍK Albert (15)	CZE 	00:02:04.38	+00:05.28
6	2	JANSONS Lauris (15)	LAT 	00:02:04.88	+00:05.78
7	4	KOLELIS Lukas (15)	LTU 	00:02:06.76	+00:07.66








0,0 °C

km/h

 1-7 + 1 next BT -> SF

## Result 153: H3 K1 Men 15 500m

14. 9. 2019 9:40

#	Ln	Boat	Country	Time	Delta
1	5	MALCHYNSKI Daniil (15)	BLR 	00:01:57.50	
2	8	SCHENK Vaughn (15)	USA 	00:01:58.61	+00:01.10
3	1	PICHANCOURT Arthur (15)	FRA 	00:01:59.75	+00:02.24
4	6	FERREIRA Adolfo (15)	POR 	00:02:00.17	+00:02.67
5	3	MAGNATTA Andrea (15)	ITA 	00:02:00.49	+00:02.98
6	7	ARREDONDO Agustin (14)	ARG 	00:02:00.93	+00:03.42
7	2	NOREIKIS Henrikas (15)	LTU 	00:02:05.38	+00:07.88









0,0 °C

km/h

 1-7 + 1 next BT -> SF

## Result 154: H4 K1 Men 15 500m

14. 9. 2019 9:43

#	Ln	Boat	Country	Time	Delta
1	8	ZAPF Florian (15)	GER 	00:01:55.92	
2	3	LEASK Finlay (15)	ZAF 	00:01:58.27	+00:02.34
3	7	ZSOMBOR Panyik (15)	HUN 	00:01:59.83	+00:03.90
4	1	HURYN Ivan (15)	BLR 	00:02:01.96	+00:06.04
5	2	ZHYROV Daniil (15)	UKR 	00:02:02.40	+00:06.47
6	6	MAZZARA Simone (15)	ITA 	00:02:03.64	+00:07.72
7	4	JEFTIC Mihajlo (15)	SRB 	00:02:04.70	+00:08.78
8	5	POLYCHRONAKIS Spyridon (15)	GRE 	00:02:07.98	+00:12.05








0,0 °C

km/h

 1-7 + 1 next BT -> SF

## Result 155: H5 K1 Men 15 500m

14. 9. 2019 9:45

#	Ln	Boat	Country	Time	Delta
1	4	JOVANOVIĆ Aleksandar (15)	SRB 	00:01:57.89	
2	5	HUNOR Hidvégi (15)	HUN 	00:01:58.80	+00:00.90
3	1	HARDWICK Daniel (15)	AUS 	00:01:59.42	+00:01.52
4	2	CHRISTODOULOU Christos (15)	CYP 	00:02:00.12	+00:02.23
5	3	KLOPOV Ivan (15)	UKR 	00:02:00.74	+00:02.84
6	6	KOPACZEWSKI Max (15)	GER 	00:02:03.54	+00:05.64
7	7	PRIVETT Matthew (15)	ZAF 	00:02:03.97	+00:06.07







0,0 °C

km/h

 1-7 + 1 next BT -> SF


## Result 156: H1 C1 Men 15 500m

14. 9. 2019 9:50

#	Ln	Boat	Country	Time	Delta
1	7	TSIVTSIVADZE Aleksandre (15)	GEO 	00:02:00.95	
2	3	BENDEGÚZ Böszörményi (15)	HUN 	00:02:08.26	+00:07.31
3	6	ZHUKAVETS Mikalai (15)	BLR 	00:02:10.46	+00:09.50
4	5	PIGEON Austin (15)	CAN 	00:02:11.09	+00:10.14
5	2	LÉRÁNT Lucas (15)	SVK 	00:02:16.06	+00:15.10
6	1	ANTROPOV Danilo (15)	UKR 	00:02:16.47	+00:15.51
7	8	TOEPEL David (15)	GER 	00:02:22.04	+00:21.08

0,0 °C

km/h


 1 -> F, 2-7 -> SF

## Result 157: H2 C1 Men 15 500m

14. 9. 2019 9:53









#	Ln	Boat	Country	Time	Delta
1	8	LEVENTE Gyányi (15)	HUN 	00:01:55.64	
2	3	KORN Leo (15)	GER 	00:02:00.40	+00:04.75
3	4	HAMAMOTO Shiryu (15)	JPN 	00:02:02.57	+00:06.92
4	2	IKSELIS Arturs (15)	LAT 	00:02:02.83	+00:07.18
5	6	MILO Vojtěch (15)	CZE 	00:02:05.22	+00:09.57
6	7	MALOVIC Mihajlo (15)	SRB 	00:02:05.42	+00:09.78
7	5	DIKŠAS Saulius (14)	LTU 	00:02:13.18	+00:17.53
8	1	BLANCK Benji (15)	USA 	00:02:13.45	+00:17.80

0,0 °C km/h


 1 -> F, 2-7 -> SF

## Result 158: H3 C1 Men 15 500m

14. 9. 2019 9:56









#	Ln	Boat	Country	Time	Delta
1	5	CHUYANAU Yahor (15)	BLR 	00:02:09.84	
2	7	PSOTNÝ Adam (15)	SVK 	00:02:18.46	+00:08.62
3	2	DOKTOR Tomáš (15)	CZE 	00:02:20.26	+00:10.42
4	1	SIERADZAN Kacper (15)	POL 	00:02:20.67	+00:10.83
5	8	GESUALDI Giorgio (15)	ITA 	00:02:24.81	+00:14.97
6	4	VOLKOV Andrej (15)	LTU 	00:02:25.50	+00:15.66
7	3	GALVAN Jake (15)	USA 	00:02:30.94	+00:21.09
8	6	FOMENKO Andrejs (15)	LAT 	00:02:34.77	+00:24.93

0,0 °C km/h

 1 -> F, 2-7 -> SF

## Result 159: H1 K1 Women 17 500m

14. 9. 2019 10:00


#	Ln	Boat	Country	Time	Delta
1	1	MILTHERS Sara (17)	DEN 	00:02:06.59	
2	6	CSILLA Rugási (17)	HUN 	00:02:07.66	+00:01.07
3	4	HÁZOVÁ Adéla (17)	CZE 	00:02:08.52	+00:01.93
4	7	UBERTI Alice (17)	ITA 	00:02:10.70	+00:04.11
5	3	D'ESTEFANO Rebeca (17)	ARG 	00:02:11.26	+00:04.67
6	2	COX Amber (17)	GBR 	00:02:12.08	+00:05.49
7	5	MAURER Elsa (17)	AUT 	00:02:12.65	+00:06.06
8	8	VODOPIVEC Neja (17)	SLO 	00:02:13.82	+00:07.23

0,0 °C km/h

 1-7 + 1 next BT -> SF

## Result 161: H3 K1 Women 17 500m

14. 9. 2019 10:05

#	Ln	Boat	Country	Time	Delta
1	8	HANSEN Anna Find (17)	DEN 	00:02:04.60	
2	7	WALIGORA Weronika (17)	POL 	00:02:05.58	+00:00.98
3	5	ČULENOVÁ Dagmar (17)	SVK 	00:02:07.41	+00:02.80
4	3	RIENAECKER Riecke (17)	GER 	00:02:10.45	+00:05.85
5	6	GEORGIEVA Yoana (17)	BUL 	00:02:10.80	+00:06.20
6	4	KALUGINA Maryna (17)	BLR 	00:02:11.18	+00:06.57
7	2	BREIDAKA Linda (17)	LAT 	00:02:12.75	+00:08.15
8	1	WILSON Jade (17)	ZAF 	00:02:28.52	+00:23.91








0,0 °C

km/h

 1-7 + 1 next BT -> SF

## Result 162: H4 K1 Women 17 500m

14. 9. 2019 10:09

#	Ln	Boat	Country	Time	Delta
1	7	MIHAJLOVIC Olivera (17)	SRB 	00:01:48.42	
2	5	ROESSELING Elin (17)	GER 	00:01:50.16	+00:01.74
3	6	WOLGAMONT Elena (17)	USA 	00:01:51.12	+00:02.70
4	2	O'BRIEN Anna (17)	CAN 	00:01:53.70	+00:05.28
5	4	SMILTNIECE Katrina (17)	LAT 	00:01:55.66	+00:07.24
6	3	SATO Natsu (17)	JPN 	00:01:56.24	+00:07.82
7	1	VAN DER KWARTEL Alisa (17)	AUS 	00:02:00.20	+00:11.78








0,0 °C

km/h

 1-7 + 1 next BT -> SF

## Result 163: H5 K1 Women 17 500m

14. 9. 2019 10:12

#	Ln	Boat	Country	Time	Delta
1	7	BAJUK Anastazija (17)	SRB 	00:02:05.68	
2	6	WILDING Kali (17)	USA 	00:02:09.00	+00:03.32
3	5	GUADAGNINI Aurora (17)	ITA 	00:02:11.60	+00:05.92
4	3	HIPKINS Kate (17)	GBR 	00:02:11.94	+00:06.26
5	2	DEL VALLE Sofia Valentina (17)	ARG 	00:02:12.54	+00:06.86
6	4	WILLS-GRACE Phoebe (17)	AUS 	00:02:12.90	+00:07.22
7	1	WESTWATER Brooke (17)	CAN 	00:02:14.14	+00:08.46







0,0 °C

km/h

 1-7 + 1 next BT -> SF


## Result 164: H1 C1 Women 17 500m

14. 9. 2019 10:17

#	Ln	Boat	Country	Time	Delta
1	7	IVETT Györy (16)	HUN 	00:00:23.48	
2	4	CAREY Charlotte (17)	GBR 	00:00:33.85	+00:10.37
3	5	PENNYFATHER Kate (17)	CAN 	00:00:36.77	+00:13.29
4	6	RENARD Axelle (17)	FRA 	00:00:38.53	+00:15.05
5	2	SHAROVA Valeriia (17)	UKR 	00:00:39.18	+00:15.70
6	3	MUSIALSKA Wiktoria (17)	POL 	00:00:39.92	+00:16.44







0,0 °C

km/h

 1 -> F, 2-7 -> SF


## Result 165: H2 C1 Women 17 500m

14. 9. 2019 10:21

#	Ln	Boat	Country	Time	Delta
1	3	SURMINA Olga (17)	KAZ 	00:02:24.30	
2	4	PRAETZ Elisabeth (17)	GER 	00:02:29.26	+00:04.96
3	6	IKRÉNIOVÁ Viktória (17)	SVK 	00:02:31.54	+00:07.24
4	1	AMINA Palamarchuk (17)	UKR 	00:02:32.97	+00:08.67
5	2	ANDRADA ALEXIA Serban (17)	HUN 	00:02:36.13	+00:11.82
6	5	ČERNOTSKÁ Vendula (17)	CZE 	00:02:49.65	+00:25.35







0,0 °C

km/h

 1 -> F, 2-7 -> SF


## Result 166: H3 C1 Women 17 500m

14. 9. 2019 10:22

#	Ln	Boat	Country	Time	Delta
1	5	DANILCHUK Yeva (17)	BLR 	00:01:00.40	
2	6	JANKOVSKÁ Kristína (17)	SVK 	00:01:00.79	+00:00.39
3	1	LOBOZIAK Elzbieta (17)	POL 	00:01:01.19	+00:00.79
4	4	KLEESCHULTE Marit (17)	GER 	00:01:01.95	+00:01.55
5	3	HIOKI Yu (17)	JPN 	00:01:02.29	+00:01.89
6	2	KRAUSOVÁ Alena (17)	CZE 	00:01:10.43	+00:10.03






0,0 °C

km/h

 1 -> F, 2-7 -> SF

## Result 167: H1 K1 Women 16 500m

14. 9. 2019 10:24

#	Ln	Boat	Country	Time	Delta
1	1	HERZÁNOVÁ Lucie (16)	CZE 	00:02:11.66	
2	6	JAGSCH Pauline (16)	GER 	00:02:13.68	+00:02.02
3	8	KRAJEWSKA Julia (16)	POL 	00:02:15.04	+00:03.38
4	4	HOLÁ Nina (16)	SVK 	00:02:15.22	+00:03.56
5	3	GAUBE Katharina (16)	AUT 	00:02:15.96	+00:04.30
6	9	GARRO Juliana (16)	ARG 	00:02:16.18	+00:04.52
7	7	HRYHORIEVA Veronika (16)	UKR 	00:02:16.88	+00:05.22
8	2	LATENSTEIN VAN VOORST Odette (16)	NED 	00:02:18.66	+00:07.00
9	5	RUPENOVIC Isabelle (16)	AUS 	00:02:18.74	+00:07.08





0,0 °C

km/h

 1-7 + 1 next BT -> SF

## Result 168: H2 K1 Women 16 500m

14. 9. 2019 10:27

#	Ln	Boat	Country	Time	Delta
1	9	ZSUZSANNA Maricza (16)	HUN 	00:02:12.10	
2	4	STRODE Santa (16)	LAT 	00:02:13.38	+00:01.28
3	6	BESSA Beatriz (16)	POR 	00:02:14.14	+00:02.04
4	2	ANDERSON Grace (16)	GBR 	00:02:15.54	+00:03.44
5	7	RICHARDSON Chaise (16)	AUS 	00:02:15.56	+00:03.46
6	8	KERGE Säde Lee (16)	EST 	00:02:18.64	+00:06.54
7	5	MUSTAFIC Adela (16)	AUT 	00:02:19.90	+00:07.80
8	3	ADJAD Catalina (16)	ARG 	00:02:24.74	+00:12.64
9	1	RADOVANOVIC Milica (16)	BIH 	00:02:33.30	+00:21.20










0,0 °C

km/h

 1-7 + 1 next BT -> SF

## Result 169: H3 K1 Women 16 500m

14. 9. 2019 10:31

#	Ln	Boat	Country	Time	Delta
1	5	ANNA Máró (16)	HUN 	00:02:08.26	
2	6	JENSEN Katrine (16)	DEN 	00:02:09.40	+00:01.14
3	2	BESHARAH Toshka (16)	CAN 	00:02:13.38	+00:05.12
4	1	MIRKOV Ana (16)	SRB 	00:02:16.90	+00:08.64
5	3	ARMSTRONG Alexandra (16)	GBR 	00:02:19.52	+00:11.26
6	7	VALEROSI Margherita (16)	ITA 	00:02:21.78	+00:13.52
7	4	LACOSTE Emma (16)	FRA 	00:02:23.44	+00:15.18
8	9	PAVLI Sofia (16)	GRE 	00:02:24.08	+00:15.82
9	8	GODDEN Alexa (16)	ZAF 	00:02:29.56	+00:21.30








0,0 °C

km/h

 1-7 + 1 next BT -> SF

## Result 170: H4 K1 Women 16 500m

14. 9. 2019 10:34

#	Ln	Boat	Country	Time	Delta
1	6	GLADKOVA Tatyana (16)	KAZ 	00:02:09.28	
2	7	NIELSEN Karoline (16)	DEN 	00:02:11.44	+00:02.16
3	5	MACPHERSON Cassidy (16)	CAN 	00:02:11.80	+00:02.52
4	3	MLADENOVIC Jovana (16)	SRB 	00:02:12.44	+00:03.16
5	8	CHARAYRON Romane (16)	FRA 	00:02:13.96	+00:04.68
6	4	PAVLEŠIN Leona (16)	CRO 	00:02:16.08	+00:06.80
7	9	MALOSSO Chiara (16)	ITA 	00:02:17.60	+00:08.32
8	2	CONRADIE Lizanne (16)	ZAF 	00:02:17.94	+00:08.66
9	1	RÅSTEN LILJA Klara (16)	SWE 	00:02:33.20	+00:23.92







0,0 °C

km/h

 1-7 + 1 next BT -> SF

## Result 171: H5 K1 Women 16 500m

14. 9. 2019 10:38

#	Ln	Boat	Country	Time	Delta
1	5	DYACHENKO Ivanna (16)	UKR 	00:02:10.12	
2	8	PECSUKOVÁ Katarína (16)	SVK 	00:02:12.08	+00:01.96
3	6	MARCZEWSKA Weronika (16)	POL 	00:02:13.04	+00:02.92
4	3	RAGWITZ Gesine (16)	GER 	00:02:14.04	+00:03.92
5	2	VRBENSKÁ Kateřina (16)	CZE 	00:02:18.20	+00:08.08
6	1	ISOBE Rio (16)	JPN 	00:02:19.08	+00:08.96
7	7	THOR Agnes (16)	SWE 	00:02:24.32	+00:14.20
8	9	DROSOU Vasiliki-Kalliopi (16)	GRE 	00:02:24.68	+00:14.56
9	4	ĆERIĆ Hana (16)	CRO 	00:02:25.20	+00:15.08








0,0 °C

km/h

 1-7 + 1 next BT -> SF


## Result 172: H1 C1 Women 16 500m

14. 9. 2019 10:42

#	Ln	Boat	Country	Time	Delta
1	7	HODGSON-PAGEAU Ella (16)	CAN 	00:02:26.14	
2	5	BARDANOUSKAYA Anhelina (16)	BLR 	00:02:26.52	+00:00.38
3	4	FRUZSINA Pál (16)	HUN 	00:02:43.32	+00:17.18
4	3	SCHIFF Jessica (16)	ITA 	00:02:46.42	+00:20.28
5	2	KOČANDRLOVÁ Viktorie (16)	CZE 	00:02:56.16	+00:30.02
6	1	ŠOLTÉS Kristína (16)	SVK 	00:03:02.12	+00:35.98
7	8	KAVALIAUSKAITĖ Gabrielė (16)	LTU 	00:03:07.94	+00:41.80








0,0 °C

km/h

 1 -> F, 2-7 -> SF


## Result 173: H2 C1 Women 16 500m

14. 9. 2019 10:45

#	Ln	Boat	Country	Time	Delta
1	2	MCDONALD Evie (16)	CAN 	00:02:31.66	
2	5	KALYTIUK Vasylyna (16)	UKR 	00:02:36.04	+00:04.38
3	1	MARUSAVA Darya (16)	BLR 	00:02:37.50	+00:05.84
4	6	SULABERIDZE Lidia (16)	GEO 	00:02:40.24	+00:08.58
5	7	DHE Ombeline (16)	FRA 	00:02:44.34	+00:12.68
6	3	SCHUETTE Helen (16)	USA 	00:02:49.74	+00:18.08
7	4	LACH Kaja (16)	POL 	00:02:51.88	+00:20.22

0,0 °C

km/h

 1 -> F, 2-7 -> SF




## Result 174: H3 C1 Women 16 500m

14. 9. 2019 10:48









#	Ln	Boat	Country	Time	Delta
1	6	GABELUNKE Tabea (16)	GER 	00:02:30.90	
2	2	BRENDA Kálmán (16)	HUN 	00:02:32.44	+00:01.54
3	5	HEIN Zoe (16)	USA 	00:02:32.84	+00:01.94
4	1	BURCHARD Lauren (16)	AUS 	00:02:41.88	+00:10.98
5	7	BEZNIUK Kateryna (16)	UKR 	00:02:42.12	+00:11.22
6	3	MARONSKA Natalia (16)	POL 	00:02:43.56	+00:12.66
7	4	TILLEROVÁ Andrea (16)	CZE 	00:02:48.04	+00:17.14

0,0 °C km/h

 1 -> F, 2-7 -> SF

## Result 175: H1 K1 Women 15 500m

14. 9. 2019 10:51

#	Ln	Boat	Country	Time	Delta
1	4	STANOJEV Dunja (15)	SRB 	00:02:13.20	
2	2	BASCONCEL Delfina (15)	ARG 	00:02:15.64	+00:02.44
3	1	GADEIKYTĖ Greta (15)	LTU 	00:02:16.46	+00:03.26
4	5	GREEN Amy (15)	GBR 	00:02:19.56	+00:06.36
5	3	STUPAK Anastasiia (15)	BLR 	00:02:20.62	+00:07.42
6	7	DIMITROVA Vanesa (15)	BUL 	00:02:21.84	+00:08.64
7	6	JANSEN VAN VUUREN Helen (15)	ZAF 	00:02:25.62	+00:12.42
8	8	EVANS Tatum (15)	USA 	00:02:28.64	+00:15.44

0,0 °C km/h

 1-7 + 1 next BT -> SF

## Result 176: H2 K1 Women 15 500m

14. 9. 2019 10:53









#	Ln	Boat	Country	Time	Delta
1	7	ASKAR Assem (15)	KAZ 	00:02:13.86	
2	5	SIDARAVA Alina (15)	BLR 	00:02:16.94	+00:03.08
3	1	ROSSETTI Giada (15)	ITA 	00:02:17.10	+00:03.24
4	6	PETRÁČKOVÁ Magdalena (15)	CZE 	00:02:18.10	+00:04.24
5	8	NIPPER Kitsy (15)	USA 	00:02:21.80	+00:07.94
6	4	BOSNJAK Jenifer (15)	SRB 	00:02:21.92	+00:08.06
7	3	VASYLIV Olha (15)	UKR 	00:02:23.90	+00:10.04
8	2	HANK Kamilah (15)	ZAF 	00:02:28.08	+00:14.22

0,0 °C km/h

 1-7 + 1 next BT -> SF

## Result 177: H3 K1 Women 15 500m

14. 9. 2019 11:00

#	Ln	Boat	Country	Time	Delta
1	4	RÉKA Kiskó (15)	HUN 	00:02:13.40	
2	8	VODIČKOVÁ Klára (15)	CZE 	00:02:13.42	+00:00.02
3	3	BATES Demi (15)	AUS 	00:02:13.88	+00:00.48
4	2	LAZZARINI Linda (15)	ITA 	00:02:13.92	+00:00.52
5	1	KOROTAEVA Alisa (15)	UKR 	00:02:14.14	+00:00.74
6	5	KOSMACZEWSKA Lena (15)	POL 	00:02:19.84	+00:06.44
7	6	MATSUTAKE Sakura (15)	JPN 	00:02:19.84	+00:06.44
8	7	FRANCA Tia (15)	SLO 	00:02:19.86	+00:06.46

0,0 °C

km/h

 1-7 + 1 next BT -> SF

## Result 178: H4 K1 Women 15 500m

14. 9. 2019 11:03

#	Ln	Boat	Country	Time	Delta
1	4	RÉKA Nemes (15)	HUN 	00:02:15.36	
2	3	SIDOVÁ Bianka (15)	SVK 	00:02:17.34	+00:01.98
3	1	ROUSSIEKAN Chelsea-Lynn (15)	GER 	00:02:18.96	+00:03.60
4	6	TROKA Oliwia (15)	POL 	00:02:21.38	+00:06.02
5	7	IMAKA Aelita (15)	LAT 	00:02:22.64	+00:07.28
6	2	MILTHERS Eva (15)	DEN 	00:02:22.70	+00:07.34
7	5	VAN BOMMEL Iris (15)	NED 	00:02:22.80	+00:07.44


0,0 °C

km/h

 1-7 + 1 next BT -> SF

## Result 179: H5 K1 Women 15 500m

14. 9. 2019 11:05

#	Ln	Boat	Country	Time	Delta
1	5	BUGÁR Réka (15)	SVK 	00:02:14.54	
2	2	BRITO Ana (15)	POR 	00:02:15.60	+00:01.06
3	6	ARMSTRONG Kristina (14)	GBR 	00:02:15.76	+00:01.22
4	7	SOKOLOVA Margarita (15)	LAT 	00:02:16.82	+00:02.28
5	3	DEBRUYNE Christine (15)	BEL 	00:02:17.72	+00:03.18
6	1	BISGAARD Johanne (15)	DEN 	00:02:18.48	+00:03.94
7	4	GLIGOREVIC Zorana (15)	BIH 	00:02:38.44	+00:23.90



0,0 °C

km/h

 1-7 + 1 next BT -> SF


## Result 180: H1 C1 Women 15 500m

14. 9. 2019 11:05

#	Ln	Boat	Country	Time	Delta
1	7	SEYDLEWICZ Karolina (15)	POL 	00:02:37.04	
2	8	ALBRECHT Emma (15)	USA 	00:02:37.28	+00:00.24
3	5	DONNELLY Rachael (15)	AUS 	00:02:44.22	+00:07.18
4	4	JANATOVÁ Adéla (15)	CZE 	00:02:47.20	+00:10.16
5	3	FUNTAK Ana (15)	CRO 	00:02:48.20	+00:11.16
6	2	KHRYSTYNA Osipchuk (15)	UKR 	00:02:48.84	+00:11.80
7	6	FICHEUX Anna (15)	FRA 	00:02:56.22	+00:19.18
8	1	HAMROZYOVA Vanesa (15)	SVK 	00:02:56.56	+00:19.52









0,0 °C

km/h

 1 -> F, 2-7 -> SF


## Result 181: H2 C1 Women 15 500m

14. 9. 2019 11:12

#	Ln	Boat	Country	Time	Delta
1	6	NALETSKA Hanna (15)	BLR 	00:02:30.96	
2	7	BOETTCHER Justine (15)	GER 	00:02:34.16	+00:03.20
3	4	JANÁČKOVÁ Denisa (13)	CZE 	00:02:39.64	+00:08.68
4	1	ÉDA ZSÓFIA Szabó (15)	HUN 	00:02:39.92	+00:08.96
5	2	KORDALSKA Oliwia (15)	POL 	00:02:40.40	+00:09.44
6	5	DI SANTO Michela (15)	ITA 	00:02:47.00	+00:16.04
7	8	BALÁŽOVÁ Tamara (15)	SVK 	00:02:56.38	+00:25.42
8	3	MACIŪTĖ Neda (14)	LTU 	00:03:01.66	+00:30.70








0,0 °C

km/h

 1 -> F, 2-7 -> SF


## Result 182: H3 C1 Women 15 500m

14. 9. 2019 11:13

#	Ln	Boat	Country	Time	Delta
1	6	FERNANDES Beatriz (15)	POR 	00:02:02.29	
2	8	CHARAUKO Krystsina (15)	BLR 	00:02:02.68	+00:00.38
3	2	IRYNA Fedoriv (14)	UKR 	00:02:08.00	+00:05.70
4	7	GRADY Sarah (15)	USA 	00:02:08.94	+00:06.65
5	3	TORNOW Chantal (15)	GER 	00:02:12.04	+00:09.75
6	1	BORKA Zagyvai (15)	HUN 	00:02:18.36	+00:16.07
7	4	NICOT Amélie (15)	FRA 	00:02:18.74	+00:16.44
8	5	ARAKI Shizuki (15)	JPN 	00:02:23.07	+00:20.78

0,0 °C

km/h

 1 -> F, 2-7 -> SF


## Result 183: H1 K2 Women 17 500m

14. 9. 2019 11:21

#	Ln	Boat	Country	Time	Delta
1	3	CSENGE Boldis (17) VILLŐ Angyal (17)	HUN 	00:01:48.29	
2	9	WILDING Kali (17) WOLGAMONT Elena (17)	USA 	00:01:48.54	+00:00.24
3	7	GAGGERO Beatrice (17) INDIANO Martina (17)	ITA 	00:01:49.39	+00:01.09
4	2	ROESSELING Enja (17) KISCHNICK Lisa Marie (17)	GER 	00:01:50.19	+00:01.89
5	8	ČULENOVÁ Dagmar (17) JAKUBISOVÁ Romana (17)	SVK 	00:01:50.40	+00:02.10
6	1	ALIEKSIENKO Khrystyna (17) YURKEVYCH Anastasiia (17)	UKR 	00:01:51.64	+00:03.34
7	6	SZEWCZYK Patrycja (17) WALIGORA Weronika (17)	POL 	00:01:53.13	+00:04.83
8	4	KAVOURA Markela-Nina (17) MENIE Olga (17)	GRE 	00:01:54.39	+00:06.09
9	5	O'BRIEN Anna (17) WESTWATER Brooke (17)	CAN 	00:02:11.15	+00:22.85

0,0 °C

km/h

 1-3 -> F, 4-7 + 1 next BT -> SF

## Result 184: H2 K2 Women 17 500m

14. 9. 2019 11:23

#	Ln	Boat	Country	Time	Delta
1	7	GALÁDOVÁ Barbora (17) HÁZOVÁ Adéla (17)	CZE 	00:01:55.74	
2	5	LILI Szabó (17) VIKTÓRIA Párdi (17)	HUN 	00:01:57.34	+00:01.60
3	8	HORVÁTH Emma (17) VRECKOVÁ Lívia (17)	SVK 	00:01:58.70	+00:02.96
4	6	DAMJANOV Anja (17) SARIC Dunja (17)	SRB 	00:02:00.44	+00:04.70
5	9	GUADAGNINI Aurora (17) UBERTI Alice (17)	ITA 	00:02:00.50	+00:04.76
6	4	IOSKA Natallia (17) SINKEL Liudmila (17)	BLR 	00:02:00.82	+00:05.08
7	1	OSA Margarita (17) RITUMA Reina (17)	LAT 	00:02:07.50	+00:11.76
8	3	DEL VALLE Sofia Valentina (17) D'ESTEFANO Rebeca (17)	ARG 	00:02:07.64	+00:11.90


0,0 °C

km/h

 1-3 -> F, 4-7 + 1 next BT -> SF

## Result 185: H1 C2 Women 17 500m

14. 9. 2019 11:27

#	Ln	Boat	Country	Time	Delta
1	1	DANILCHUK Yeva (17) ZHUK Karyna (17)	BLR 	00:02:18.56	
2	4	LOBOZIAK Elzbieta (17) WISNIEWSKA Weronika (17)	POL 	00:02:23.76	+00:05.20
3	3	AMINA Palamarchuk (17) POLOVENKO Anastasiia (17)	UKR 	00:02:25.52	+00:06.96
4	5	KOČANDRLOVÁ Viktorie (17) KRAUSOVÁ Alena (17)	CZE 	00:02:31.46	+00:12.90
5	2	SCHUETTE Becca (17) SCHUETTE Helen (17)	USA 	00:02:39.66	+00:21.10







0,0 °C

km/h

 1-3 + 3 next BT -> F

## Result 186: H2 C2 Women 17 500m

14. 9. 2019 11:30

#	Ln	Boat	Country	Time	Delta
1	3	DÓRA Horányi (17)	FANNI Seres (16)	HUN 	00:02:19.14
2	2	GABELUNKE Tabea (17)	PRAETZ Elisabeth (17)	GER 	+00:02.92
3	7	IVETT Györy (16)	GRÉTA Györy (16)	HUN 	+00:03.12
4	5	PENNYFATHER Kate (17)	HODGSON-PAGEAU Ella (16)	CAN 	+00:04.54
5	1	HOLYSH Hanna (17)	TRUSHKINA Yuliya (17)	BLR 	+00:06.54
6	4	IKRÉNIOVÁ Viktória (17)	JANKOVSKÁ Kristína (17)	SVK 	+00:10.06



0,0 °C

km/h

 1-3 + 3 next BT -> F

## Result 187: H1 K2 Women 15 - 16 500m

14. 9. 2019 11:34

#	Ln	Boat	Country	Time	Delta
1	5	ANNA Máró (16)	TÜNDE Márton (16)	HUN 	00:02:00.58
2	6	GRUEN Louisa (15)	STRAMKE Vanessa (16)	GER 	+00:01.30
3	8	BESHARAH Toshka (16)	MACPHERSON Cassidy (16)	CAN 	+00:02.18
4	7	MARCZEWSKA Weronika (16)	KURPAN Natalia (16)	POL 	+00:03.26
5	9	BAZZARO Aurora (15)	GREGO Giulia (16)	ITA 	+00:07.06
6	1	SELIUKOVA Darya (15)	ZHUROK Dziyana (16)	BLR 	+00:07.58
7	3	BASA Enike (16)	VUKOV Biljana (16)	SRB 	+00:11.68
8	2	KUODYTÉ Gabija (16)	SRIVKINAITĖ Gabrielė (16)	LTU 	+00:22.34

0,0 °C

km/h

 1-6 + 3 next BT -> SF

## Result 188: H2 K2 Women 15 - 16 500m

14. 9. 2019 11:37

#	Ln	Boat	Country	Time	Delta
1	7	DÓRA Dráviczki (16)	ZSUZSANNA Maricza (16)	HUN 	00:02:00.98
2	9	KOSTYNSKA Karyna (16)	TSARENKO Polina (16)	UKR 	+00:01.34
3	2	KRAJEWSKA Julia (16)	SZKODZINSKA Martyna (16)	POL 	+00:01.48
4	3	MIKELJ Manca (16)	MIKELJ Tjaša (15)	SLO 	+00:03.84
5	6	PUDILOVÁ Vladka (16)	VRBENSKÁ Kateřina (16)	CZE 	+00:04.34
6	4	ANDERSON Grace (16)	ARMSTRONG Alexandra (16)	GBR 	+00:04.62
7	1	BATES Demi (15)	RICHARDSON Chaise (16)	AUS 	+00:06.20
8	8	HANSSON NOREFJORD Julia (16)	THOR Agnes (16)	SWE 	+00:16.54



0,0 °C

km/h

 1-6 + 3 next BT -> SF

## Result 189: H3 K2 Women 15 - 16 500m

14. 9. 2019 11:40

#	Ln	Boat	Country	Time	Delta
1	8	ANDERSEN Mille Bjerremand (16) BLOMGREEN-HANSEN Sofie (16)	DEN 	00:01:57.84	
2	5	PECSUKOVÁ Katarína (16) SIDOVÁ Bianka (15)	SVK 	00:02:02.86	+00:05.02
3	7	RAMOS Joana (0) SANTOS Maria (16)	POR 	00:02:03.52	+00:05.68
4	6	AVERY Abigail (16) PEMBLE Rebecca (16)	GBR 	00:02:04.72	+00:06.88
5	4	POJARKOVA Sammera (16) VĪKSNE Elizabeta (16)	LAT 	00:02:06.08	+00:08.24
6	3	ORKIĆ Antonela (14) PAVLEŠIN Leona (16)	CRO 	00:02:07.78	+00:09.94
7	2	HERZÁNOVÁ Lucie (16) PETRÁČKOVÁ Magdalena (15)	CZE 	00:02:09.26	+00:11.42
8	1	DEMERTZI Dimitra (15) THOMOPOULOU Odysseia (15)	GRE 	00:02:18.24	+00:20.40
9	9	ELLIOTT Caitlin (16) MTHABELA Kefiloe Sisanda (15)	ZAF 	00:02:25.10	+00:27.26









0,0 °C

km/h

 1-6 + 3 next BT -> SF

## Result 190: H4 K2 Women 15 - 16 500m

14. 9. 2019 11:43

#	Ln	Boat	Country	Time	Delta
1	8	GRATTON Annaelle (16) SESMAT Louise (16)	FRA 	00:01:54.84	
2	7	STAGNI Stefania (16) CONTENTO Giulia (15)	ITA 	00:01:56.42	+00:01.58
3	6	ASKAR Assem (15) GLADKOVA Tatyana (16)	KAZ 	00:01:56.82	+00:01.98
4	4	MARGIC Nikolina (16) RADOVANOVIC Jovana (16)	SRB 	00:02:00.30	+00:05.46
5	5	MILTHERS Eva (15) BISGAARD Johanne (15)	DEN 	00:02:00.40	+00:05.56
6	1	ĆERIĆ Hana (16) JANA Vuković (15)	CRO 	00:02:10.06	+00:15.22
7	3	HANK Kamilah (15) JANSEN VAN VUUREN Helen (15)	ZAF 	00:02:16.16	+00:21.32
8	2	RHODES Erin (16) SPILKER Molly (16)	USA 	00:02:24.54	+00:29.70








0,0 °C

km/h

 1-6 + 3 next BT -> SF


## Result 191: H1 C2 Women 15 - 16 500m

14. 9. 2019 11:45

#	Ln	Boat	Country	Time	Delta
1	9	TORNOW Chantal (15) HOPPE Lenja (16)	GER 	00:02:21.16	
2	2	DABRALIOT Ustsinnia (15) NALETSKA Hanna (15)	BLR 	00:02:27.04	+00:05.88
3	8	BURCHARD Lauren (16) DONNELLY Rachael (15)	AUS 	00:02:27.14	+00:05.98
4	7	DI SANTO Michela (15) SCHIFF Jessica (16)	ITA 	00:02:27.16	+00:06.00
5	6	FECHNER Luiza (16) LACH Kaja (16)	POL 	00:02:27.40	+00:06.24
6	5	NORTH Kelly (16) SETTLE Meisi (16)	USA 	00:02:31.62	+00:10.46
7	4	TILLEROVÁ Andrea (16) VAŇOURKOVÁ Markéta (16)	CZE 	00:02:40.66	+00:19.50






0,0 °C


km/h

 1-3 -> F, 4-7 + 1 next BT -> SF

## Result 192: H2 C2 Women 15 - 16 500m

14. 9. 2019 11:49

#	Ln	Boat	Country	Time	Delta
1	5	LAURA Gönczöl (16)	RÉKA Opavszky (16)	HUN 	00:02:15.74
2	7	BRAUN Amelia (16)	MARONSKA Natalia (16)	POL 	+00:02.54
3	6	BARDANOUSKAYA Anhelina (16)	NESTSIARENKA Viktoryia (14)	BLR 	+00:02.76
4	4	KINGA Erős (16)	NINA Kuti (16)	HUN 	+00:10.66
5	1	IRYNA Fedoriv (14)	KHRYSTYNA Osipchuk (15)	UKR 	+00:15.38
6	2	DHE Ombeline (16)	FICHEUX Anna (15)	FRA 	+00:24.40
7	8	HAMROZYOVA Vanesa (15)	ŠOLTÉS Kristína (16)	SVK 	+00:31.40

0,0 °C      km/h       1-3 -> F, 4-7 + 1 next BT -> SF

## Result 193: H1 K4 Men 15 - 17 500m

14. 9. 2019 11:52

#	Ln	Boat	Country	Time	Delta
1	9	GRANZAN Petar (16) KELJEVIC Nikola (17)	MISKOVIC Marko (16) STOJKOV Miloš (17)	SRB 	00:01:35.00
2	6	BOIVIN Mathis (16) BOWRING Isaac (17)	BRECIN Jules (16) WAGNER Yann (17)	FRA 	+00:01.12
3	1	BOOTH Toby (16) HINVES Xavier (16)	TONKIN Alex (16) WANT Ben (16)	GBR 	+00:05.32
4	5	BRUNEVICS Janis Reinis (17) CINOVSKIS Zigmars (17)	JUSTS Ingus (17) VAGULIS Ricards (17)	LAT 	+00:05.44
5	3	AUTUKHOV Daniil (15) KARSAKOU Kiryl (16)	MALCHYNSKI Daniil (15) YERMOLENKA Dzianis (15)	BLR 	+00:05.56
6	7	BEVIN Chauncey (17) MAJUMDAR Philip (16)	VASQUEZ Ethan (17) MARSH Allen (16)	USA 	+00:05.96
7	8	ELENOV Borislav (16) HRISTOV Branimir (17)	HRISTOV Vasil (17) SIMEONOV Preslav (17)	BUL 	+00:07.22
8	4	BUDRYS Laurynas (16) JACKŪNAS Ignas (17)	NEMANIUS Domas (17) PETRAUSKIS Matas (17)	LTU 	+00:10.58
9	2	BOKOR NAGY David (16) CHRISTODOULOU Christos (15)	CHRISTODOULOU Christos Dylan (15) NIKOLAOU Rafail (0)	CYP 	+00:12.18

0,0 °C      km/h       1-6 + 3 next BT -> SF

## Result 194: H2 K4 Men 15 - 17 500m

14. 9. 2019 11:54

#	Ln	Boat	Country	Time	Delta
1	8	BARBOTKIN Anton (17) KUZMENKA Yahor (16)	MELNIK Vitali (17) VARAPAYEU Mikhail (17)	BLR 	00:01:30.80
2	2	GUENDL Konrad (16) FREYER Julian (16)	KOTHLOW Noah (16) WINKELMANN Anton (16)	GER 	+00:03.12
3	1	DUCHINI Gabriele (16) GASPERINI Luca (16)	PANIZZUTTI Matteo (16) TESSADRI Lorenzo (16)	ITA 	+00:04.28
4	9	GLADYKOWSKI Gabriel (16) KOMOROWSKI Igor (16)	LAPCZYNSKI Antoni (16) ZYCHOWICZ Adrian (17)	POL 	+00:04.56
5	5	BRUKHANSKYI Mykyta (16) MAMCHNKO Oleksii (16)	NEZHEVENKO Danilo (16) STARODEBTSEV Valerii (16)	UKR 	+00:04.96
6	6	CADDELL Jasper (17) MCMULLEN Colin (17)	PECK Walker (17) PLYMALE Jackson (17)	USA 	+00:05.72
7	7	MANFREDA Matevž (15) MAVER Rok (15)	MUGERLI Alen (16) STOJANOVIĆ Jakob (16)	SLO 	+00:07.84
8	4	GAUDET Ian (16) JOHNSON Craig (16)	LEVASSEUR Xavier (17) PRICE Jacob (17)	CAN 	+00:09.88



## Result 195: H3 K4 Men 15 - 17 500m

14. 9. 2019 11:57

#	Ln	Boat	Country	Time	Delta
1	4	DITTMAR Ferdinand (17) ILLTZ Thorben (17)	GER 	00:01:28.24	
2	9	ÁDÁM Kiss (17) ÁRON Nyerges (17)	HUN 	00:01:29.10	+00:00.86
3	7	LESZCZYNSKI Wiktor (17) NOWACKI Marcin (17)	POL 	00:01:29.16	+00:00.92
4	5	BUTTI Lisandro (17) PEREZ Tomas (17)	ARG 	00:01:30.78	+00:02.54
5	6	BRATACH Vitalii (17) DEREZA Anton (17)	UKR 	00:01:30.88	+00:02.64
6	3	CARDANI Cesare (17) PETTINARI Nikos (17)	ITA 	00:01:31.58	+00:03.34
7	1	DANAŠ Matej (16) ILIAŠ Martin (17)	SVK 	00:01:32.16	+00:03.92
8	2	KAPOUN Miroslav (16) LOŠŤÁK Eduard (15)	CZE 	00:01:37.18	+00:08.94
9	8	ALLEN Ashby (16) EGGER Luke (17)	AUS 	00:01:37.20	+00:08.96

0,0 °C

km/h

 1-6 + 3 next BT -> SF

## Result 196: H4 K4 Men 15 - 17 500m

14. 9. 2019 12:00

#	Ln	Boat	Country	Time	Delta
1	8	MACHÁČEK Jan (17) MOUDRÝ Matyáš (17)	CZE 	00:01:31.80	
2	6	BROCKWAY Jack (17) CLAYTON-HARRIS Ben (16)	GBR 	00:01:33.16	+00:01.36
3	7	ASKAA Sofus (17) BOCK Gustav (17)	DEN 	00:01:33.40	+00:01.60
4	5	CASINHA Pedro (16) DUARTE João (16)	POR 	00:01:36.24	+00:04.44
5	4	ALSBERGS Juris (16) DUMPIS Karlis (16)	LAT 	00:01:37.48	+00:05.68
6	3	BENCE Ozgyáni (15) KRISTÓF Kupecz (15)	HUN 	00:01:38.04	+00:06.24
7	1	CAGÁŇ Samuel (16) PODLEISZEK Filip (15)	SVK 	00:01:38.54	+00:06.74
8	2	JOHANSSON Jesper (17) LAGERSTAM Hugo (16)	SWE 	00:01:41.88	+00:10.08

0,0 °C

km/h

 1-6 + 3 next BT -> SF

## Result 197: H1 C4 Men 15 - 17 500m

14. 9. 2019 12:02

#	Ln	Boat	Country	Time	Delta
1	2	JOHANSSON William Birch (17) MOLLER Daniel (17)	DEN 	00:01:47.84	
2	3	BECHTOLD Tim (17) ETLICH Erik (16)	GER 	00:01:49.12	+00:01.28
3	8	HUBA Pálos (17) LÁSZLÓ Papp (16)	HUN 	00:01:49.18	+00:01.34
4	4	KIZEK Peter (17) KRASŇANSKÝ Matej (17)	SVK 	00:01:49.84	+00:02.00
5	6	BACÍLEK Lukáš (17)	CZE 	00:01:52.40	+00:04.56




## Result 198: H2 C4 Men 15 - 17 500m

14. 9. 2019 12:05

#	Ln	Boat	Country	Time	Delta
1	3	ARTEM Chetvertak (17) KUZYK Taras (16)	SEMIENIUK Taras (16) YURII Shutiak (16) UKR 	00:01:48.02	
2	1	AHARODNY Mikita (17) ARTSIUKOUSKI Vikentsi (16)	BURKANAU Ilya (16) HALUBETS Andrei (17) BLR 	00:01:48.16	+00:00.14
3	2	HOLDAK Krystian (17) KITEWSKI Juliusz (16)	MICHALAK Gracjan (16) SADOWSKI Damian (16) POL 	00:01:49.22	+00:01.20
4	7	BELTRAMINI Mauro (17) CESTRA Andrea (17)	CORBANESE Valentino (17) DRI Gabriele (17) ITA 	00:01:50.08	+00:02.06
5	8	KORN Leo (15) OTT Lennart (17)	SCHIEWECK Erik (16) KOHLEN Christoph (16) GER 	00:01:51.52	+00:03.50
6	6	KUNOVSKÝ Matúš (16) LÉRÁNT Lucas (15)	PSOTNÝ Adam (15) SZOBOLOVSZKY Michal (16) SVK 	00:01:55.40	+00:07.38
7	5	BOLDIZSÁR Buday (15) CSANÁD Molnár (15)	ZALÁN Szabó (15) ZOLTÁN Bakos (15) HUN 	00:01:58.78	+00:10.76
8	4	BUDIONOV Jevgenij (15) GUDIJUS Lukas (15)	KOVALIOV Denis (15) SKARULSKIS Mantas (15) LTU 	00:02:09.98	+00:21.96
		0,0 °C	km/h	🏊 1-3 -> F, 4-7 + 1 next BT -> SF	

## Result 199: H1 K4 Women 15 - 17 500m

14. 9. 2019 12:14

#	Ln	Boat	Country	Time	Delta
1	3	ADÉL Pető (17) CSENGE Boldis (17)	GVENDOLIN Buday (16) LAURA Ujfalvi (16) HUN 	00:01:45.22	
2	6	BIERZALO Wiktoria (16) KOSMACZEWSKA Lena (15)	KURPAN Natalia (16) SZKODZINSKA Martyna (16) POL 	00:01:46.96	+00:01.74
3	4	DEMCHYNA Olha (17) DYACHENKO Ivanna (16)	HRYSHAKOVA Elvira (17) MUNTIAN Viktoriia (16) UKR 	00:01:47.60	+00:02.38
4	1	ALLENDORF Marie (16) DAMM Estella (17)	JAGSCH Pauline (16) ROUSSIEKAN Chelsea-Lynn (15) GER 	00:01:48.80	+00:03.58
5	5	GAGGERO Beatrice (17) INDIANO Martina (17)	MINACCI Carola (17) SIENA Federica (17) ITA 	00:01:49.64	+00:04.42
6	9	BATES Demi (15) RICHARDSON Chaise (16)	VAN DER KWARTEL Alisa (17) WILLS-GRACE Phoebe (17) AUS 	00:01:50.62	+00:05.40
7	7	BESHARAH Toshka (16) DAVIDSON Angelina (17)	O'BRIEN Anna (17) WESTWATER Brooke (17) CAN 	00:01:51.00	+00:05.78
8	8	BUGÁR Réka (15) HORVÁTH Emma (17)	KOCZKÁS Eszter (16) VRECKOVÁ Lívia (17) SVK 	00:01:52.60	+00:07.38
9	2	HANK Kamilah (15) JANSEN VAN VUUREN Helen (15)	JOKOZELA Thembelihle (15) MAHWAYI Tinyiko (15) ZAF 	00:01:58.14	+00:12.92
		0,0 °C	km/h	🏊 1 -> F, 2-7 -> SF	







## Result 200: H2 K4 Women 15 - 17 500m

14. 9. 2019 12:19

#	Ln	Boat	Country	Time	Delta
1	2	PASSLACK Amy (17) RAGWITZ Gesine (17)	ROESSELING Elin (17) RIENAECER Riecke (17) GER 	00:01:46.64	
2	5	HERMELI Gabriela (17) VODIČKOVÁ Klára (15)	ZADRAŽILOVÁ Anežka (16) ZVĚŘOVÁ Kristýna (15) CZE 	00:01:51.08	+00:04.44
3	9	CHIABERGE Laura (16) FRANCESCHI Alice (16)	GYERTYANFFY Clara (16) GYERTYANFFY Eva (16) ITA 	00:01:51.78	+00:05.14
4	1	KRAJEWSKA Julia (16) MARCZEWSKA Weronika (16)	WOJCIECHOWSKA Natalia (17) MAJEWSKA Oliwia (16) POL 	00:01:51.96	+00:05.32
5	7	SELIUKOVA Anastasiya (15)	SHURPACH Marharyta (15) BLR 	00:01:52.28	+00:05.64

## Result 201: H3 K4 Women 15 - 17 500m

14. 9. 2019 12:22

#	Ln	Boat	Country	Time	Delta
1	6	BESSA Beatriz (16) BRITO Ana (15)	RAMOS Joana (0) SANTOS Maria (16) POR 	00:01:48.32	
2	3	HANSEN Anna Find (17) NIELSEN Karoline (16)	REINHOLT Astrid (17) WINTHER Stella Glüsing (16) DEN 	00:01:48.68	+00:00.36
3	4	IOSKA Natallia (17) KALUGINA Maryna (17)	SIDARAVA Alina (15) SINKEL Liudmila (17) BLR 	00:01:53.40	+00:05.08
4	7	DIÁNA Tóth (15) LILLA Kovács (15)	NAPSUGÁR Fodor (15) RÉKA Kiskó (15) HUN 	00:01:53.48	+00:05.16
5	2	POJARKOVA Sammera (16) SMILTNIECE Katrina (17)	STRODE Santa (16) VĪKSNE Elizabeta (16) LAT 	00:01:53.66	+00:05.34
6	1	CHARAYRON Romane (16) GRATTON Annaelle (16)	LACOSTE Emma (16) SESMAT Louise (16) FRA 	00:01:54.00	+00:05.68
7	8	ARMSTRONG Kristina (14) CLARKSON Hannah (15)	GREEN Amy (15) SHAIKH ALI Aida (16) GBR 	00:02:01.12	+00:12.80
8	5	HANSSON NOREFJORD Julia (16) RÅSTEN LILJA Klara (16)	THOR Agnes (16) WEDEBRAND Martina (17) SWE 	00:02:02.80	+00:14.48
		0,0 °C	km/h	🏠 1 -> F, 2-7 -> SF	

## Result 202: SF1 K1 Men 17 500m

14. 9. 2019 12:46

#	Ln	Boat	Country	Time	Delta
1	6	BRYDE Philip (17)	DEN 	00:01:50.16	
2	5	VARAPAYEU Mikhail (17)	BLR 	00:01:51.46	+00:01.30
3	4	MALHERBE Jordy (17)	ZAF 	00:01:52.56	+00:02.40
4	2	MESZLÉNYI Márk (17)	SVK 	00:01:52.84	+00:02.68
5	1	AOKI Mizuki (17)	JPN 	00:01:53.68	+00:03.52
6	7	ANTONIOU Panagiotis (17)	GRE 	00:01:54.58	+00:04.42
7	3	SIELICKI Maksymilian (17)	GBR 	00:01:55.04	+00:04.88
8	9	ARNOUDSE Yuri (17)	NED 	00:01:55.14	+00:04.98
9	8	HEDIN Eric (17)	SWE 	00:01:56.74	+00:06.58
		0,0 °C	km/h	🏠 1-2 + 1 next BT -> F	




## Result 203: SF2 K1 Men 17 500m

14. 9. 2019 12:49

#	Ln	Boat	Country	Time	Delta
1	8	ECKER Jonas (17)	USA 	00:01:50.26	
2	7	MATIAS Sandro (17)	POR 	00:01:50.82	+00:00.56
3	9	TACIAK Jakub (17)	POL 	00:01:53.20	+00:02.94
4	1	LEVASSEUR Xavier (17)	CAN 	00:01:54.00	+00:03.74
5	2	MELNIK Vitali (17)	BLR 	00:01:54.04	+00:03.78
6	6	RADOVIĆ Relja (17)	SRB 	00:01:55.44	+00:05.18
7	3	PRAGER Jan Ole (17)	GER 	00:01:56.72	+00:06.46
8	4	OLEKSANDR Chekhmistrenko (17)	UKR 	00:01:57.04	+00:06.78
9	5	ÁDÁM Kiss (17)	HUN 	00:01:57.84	+00:07.58
		0,0 °C	km/h	🏠 1-2 + 1 next BT -> F	

## Result 204: SF3 K1 Men 17 500m

14. 9. 2019 12:52

#	Ln	Boat	Country	Time	Delta
1	5	ZSOMBOR Tamási (17)	HUN 	00:01:53.44	
2	8	VANGEEL Jules (17)	BEL 	00:01:54.36	+00:00.92
3	3	PILARZ Wojciech (17)	POL 	00:01:55.68	+00:02.24
4	4	BRATACH Vitalii (17)	UKR 	00:01:56.20	+00:02.76
5	7	PRICE Jacob (17)	CAN 	00:01:57.62	+00:04.18
6	6	ILIAŠ Martin (17)	SVK 	00:01:58.48	+00:05.04
7	1	VANASTEN Tristan (17)	BEL 	00:02:00.56	+00:07.12
8	9	STAAL Olaf (17)	NED 	00:02:01.88	+00:08.44
9	2	MORELLO Giacomo (17)	ITA 	00:02:05.46	+00:12.02




0,0 °C

km/h

 1-2 + 1 next BT -> F

## Result 205: SF4 K1 Men 17 500m

14. 9. 2019 12:55

#	Ln	Boat	Country	Time	Delta
1	5	LAGUNDZIC Branko (17)	SRB 	00:01:52.32	
2	4	SOLNE Lukas (17)	DEN 	00:01:53.06	+00:00.74
3	6	PODRASKÝ Patrik (17)	CZE 	00:01:54.08	+00:01.76
4	7	EGGER Luke (17)	AUS 	00:01:55.78	+00:03.46
5	8	SIMEONOV Preslav (17)	BUL 	00:01:56.26	+00:03.94
6	3	STEWART Rory (17)	GBR 	00:01:56.90	+00:04.58
7	1	NONNE Mattia (17)	ITA 	00:01:58.34	+00:06.02
8	2	BOTTINI Simon (17)	ARG 	00:01:59.68	+00:07.36
9	9	WURTS Ryan (17)	USA 	00:02:00.76	+00:08.44




0,0 °C

km/h

 1-2 + 1 next BT -> F


## Result 206: SF1 C1 Men 17 500m

14. 9. 2019 13:01

#	Ln	Boat	Country	Time	Delta
1	4	LÉRÁNT Christopher Peter (17)	SVK 	00:02:05.98	
2	5	KIZEK Peter (17)	SVK 	00:02:06.38	+00:00.39
3	7	ZOLTÁN Vass (17)	HUN 	00:02:07.61	+00:01.63
4	6	O'NEILL Matthew (17)	CAN 	00:02:08.65	+00:02.67
5	2	POLACZEK Milosz (17)	POL 	00:02:10.74	+00:04.75
6	8	BUGLAK Večiaslav (17)	LTU 	00:02:14.44	+00:08.46
7	3	ŠTURSA Otakar (17)	CZE 	00:02:16.35	+00:10.37
8	1	ERCEG Danko (17)	CRO 	00:02:25.45	+00:19.47
9	9	BLIZNAKOV Stelqn (17)	BUL 	DNS	

0,0 °C

km/h

 1-3 -> F


## Result 207: SF2 C1 Men 17 500m

14. 9. 2019 13:05

#	Ln	Boat	Country	Time	Delta
1	5	BILLARD Andrew (17)	CAN 	00:02:05.14	
2	3	BECHTOLD Tim (17)	GER 	00:02:05.84	+00:00.70
3	4	LUKAC Joaquin Ezequiel (17)	ARG 	00:02:06.64	+00:01.50
4	2	BALÁZS Pálla (17)	HUN 	00:02:08.56	+00:03.42
5	7	ARTEM Chetvertak (17)	UKR 	00:02:12.16	+00:07.02
6	6	BACÍLEK Lukáš (17)	CZE 	00:02:13.52	+00:08.38
7	8	FORTERRE Tom (17)	FRA 	00:02:15.40	+00:10.26
8	9	BERONJA Petar (17)	SRB 	00:02:18.08	+00:12.94
9	1	SEXTON Camden (17)	USA 	00:02:20.48	+00:15.34

0,0 °C

km/h

 1-3 -> F


## Result 208: SF3 C1 Men 17 500m

14. 9. 2019 13:08

#	Ln	Boat	Country	Time	Delta
1	6	ALMAGAMBETOV Anuar (17)	KAZ 	00:02:07.22	
2	5	NEVE Kristoffer Ravn (17)	DEN 	00:02:08.16	+00:00.94
3	4	AHARODNY Mikita (17)	BLR 	00:02:08.32	+00:01.10
4	8	HARADA Masatoshi (17)	JPN 	00:02:12.42	+00:05.20
5	7	BONDARENKO Oleksandr (17)	UKR 	00:02:21.12	+00:13.90
6	3	SKIBINSKI Piotr (17)	POL 	00:02:21.16	+00:13.94
7	9	THOMAS William (17)	GBR 	00:02:22.92	+00:15.70
8	2	CALÒ Edoardo (17)	ITA 	00:02:27.56	+00:20.34
9	1	BELTRAMINI Mauro (17)	ITA 	00:02:39.16	+00:31.94

0,0 °C

km/h

 1-3 -> F

## Result 209: SF1 K1 Men 16 500m

14. 9. 2019 13:11

#	Ln	Boat	Country	Time	Delta
1	6	PODHRADSKÝ Viktor Samuel (16)	SVK 	00:01:53.24	
2	4	JOHNSON Craig (16)	CAN 	00:01:53.98	+00:00.74
3	5	BODINE Ashby (16)	USA 	00:01:55.98	+00:02.74
4	3	LAGERSTAM Hugo (16)	SWE 	00:01:57.08	+00:03.84
5	8	SANTOS Rodrigo (16)	POR 	00:01:58.40	+00:05.16
6	9	STOJSIC Dimitrije (16)	SRB 	00:02:00.96	+00:07.72
7	7	TONKIN Alex (16)	GBR 	00:02:01.00	+00:07.76
8	1	TALBERT Sean (16)	USA 	00:02:02.80	+00:09.56
9	2	ALLEN Ashby (16)	AUS 	00:02:04.26	+00:11.02







0,0 °C

km/h

 1-2 + 1 next BT -> F

## Result 210: SF2 K1 Men 16 500m

14. 9. 2019 13:14

#	Ln	Boat	Country	Time	Delta
1	7	LEVENTE Kurucz (16)	HUN 	00:01:55.06	
2	6	DANAŠ Matej (16)	SVK 	00:01:55.50	+00:00.44
3	2	GRAF Jan Peter (16)	GER 	00:01:57.32	+00:02.26
4	8	DUARTE João (16)	POR 	00:01:57.92	+00:02.86
5	3	DUCHINI Gabriele (16)	ITA 	00:01:58.04	+00:02.98
6	9	HISHIDA Yuan (16)	JPN 	00:01:58.42	+00:03.36
7	4	KAIRYS Heraldas (16)	LTU 	00:02:01.04	+00:05.98
8	1	MAGRADZE Tengiz (16)	GEO 	00:02:01.24	+00:06.18
9	5	NEZHEVENKO Danilo (16)	UKR 	00:02:03.36	+00:08.30










0,0 °C

km/h

 1-2 + 1 next BT -> F

## Result 211: SF3 K1 Men 16 500m

14. 9. 2019 13:16

#	Ln	Boat	Country	Time	Delta
1	6	PATRIK Kövesdi (16)	HUN 	00:01:51.04	
2	5	PLATASH Danil (16)	UKR 	00:01:51.54	+00:00.50
3	7	JANOWICZ Dawid (16)	POL 	00:01:52.60	+00:01.56
4	3	KARSAKOU Kiryl (16)	BLR 	00:01:55.02	+00:03.98
5	1	ORERO Manuel Rodrigo (16)	ARG 	00:01:56.12	+00:05.08
6	2	PEDERSEN Mark (16)	DEN 	00:01:56.30	+00:05.26
7	8	BARSZCZEWSKI Lukasz (16)	POL 	00:02:02.88	+00:11.84
8	9	ELENOV Borislav (16)	BUL 	00:02:05.84	+00:14.80
9	4	TERMER Václav (16)	CZE 	00:02:20.44	+00:29.40






0,0 °C

km/h

 1-2 + 1 next BT -> F


## Result 212: SF4 K1 Men 16 500m

14. 9. 2019 13:19

#	Ln	Boat	Country	Time	Delta
1	5	GAUDET Ian (16)	CAN 	00:01:53.30	
2	4	PIZARRO Piero (16)	ARG 	00:01:55.02	+00:01.72
3	8	BOIVIN Mathis (16)	FRA 	00:01:55.72	+00:02.42
4	7	SCHOOLEY Toby (16)	AUS 	00:01:56.68	+00:03.38
5	2	VALSA Radek (16)	CZE 	00:01:57.28	+00:03.98
6	1	KRISTENSEN Jeppe (16)	DEN 	00:01:58.12	+00:04.82
7	9	TARVER Zachary (16)	GBR 	00:01:58.28	+00:04.98
8	3	TESSADRI Lorenzo (16)	ITA 	00:01:59.40	+00:06.10
9	6	KUZMENKA Yahor (16)	BLR 	00:02:01.66	+00:08.36



0,0 °C

km/h

 1-2 + 1 next BT -> F


## Result 214: SF2 C1 Men 16 500m

14. 9. 2019 13:21

#	Ln	Boat	Country	Time	Delta
1	5	FEDISHIN Mihail (16)	BUL 	00:02:13.44	
2	7	GRAHAM Kieran (16)	CAN 	00:02:13.78	+00:00.34
3	9	TETTINGER Petr (16)	CZE 	00:02:13.86	+00:00.42
4	4	SADOWSKI Damian (16)	POL 	00:02:17.90	+00:04.46
5	6	SILVA Diogo (16)	POR 	00:02:20.10	+00:06.66
6	2	SZOBOLOVSZKY Michal (16)	SVK 	00:02:21.80	+00:08.36
7	3	LEJEUNE Alexandre (16)	FRA 	00:02:22.40	+00:08.96
8	8	GIARRUSSO Filippo (16)	ITA 	00:02:22.68	+00:09.24
9	1	SEDLÁK Jiří (16)	CZE 	00:02:29.40	+00:15.96

0,0 °C

km/h

 1-3 -> F

## Result 215: SF3 C1 Men 16 500m

14. 9. 2019 13:24

#	Ln	Boat	Country	Time	Delta
1	5	KUZYK Taras (16)	UKR 	00:02:10.16	
2	3	BENCE Kuska (16)	HUN 	00:02:10.52	+00:00.36
3	4	GERGŐ Rumi (16)	HUN 	00:02:13.88	+00:03.72
4	2	FRENZEL Henri (16)	GER 	00:02:16.90	+00:06.74
5	9	CHIELLO Alessandro (16)	ITA 	00:02:23.84	+00:13.68
6	7	MARTINSONS Valters (16)	LAT 	00:02:24.06	+00:13.90
7	1	RENG Marcus (16)	DEN 	00:02:26.00	+00:15.84
8	8	TOVARLAZA Mihajlo (16)	SRB 	00:02:32.78	+00:22.62
9	6	SEMENIUK Taras (16)	UKR 	00:02:36.24	+00:26.08










0,0 °C

km/h

 1-3 -> F


## Result 216: SF1 K1 Men 15 500m

14. 9. 2019 13:30

#	Ln	Boat	Country	Time	Delta
1	5	BRYDE Nikolaj (15)	DEN 	00:01:55.68	
2	4	JOVANOVIĆ Aleksandar (15)	SRB 	00:02:00.36	+00:04.68
3	6	LEASK Finlay (15)	ZAF 	00:02:04.24	+00:08.56
4	9	PRIVETT Matthew (15)	ZAF 	00:02:04.90	+00:09.22
5	8	ARREDONDO Agustin (14)	ARG 	00:02:05.10	+00:09.42
6	7	TORRES TOLEDO Luka Valentino (15)	ARG 	00:02:06.06	+00:10.38
7	3	HURYN Ivan (15)	BLR 	00:02:08.88	+00:13.20
8	2	CHRISTODOULOU Christos Dylan (15)	CYP 	00:02:10.44	+00:14.76
9	1	KOLELIS Lukas (15)	LTU 	00:02:10.60	+00:14.92




0,0 °C

km/h

 1-2 + 1 next BT -> F

## Result 217: SF2 K1 Men 15 500m

14. 9. 2019 13:33

#	Ln	Boat	Country	Time	Delta
1	3	ZSOMBOR Panyik (15)	HUN 	00:01:57.74	
2	4	HUNOR Hidvégi (15)	HUN 	00:01:59.20	+00:01.46
3	8	KOPACZEWSKI Max (15)	GER 	00:01:59.52	+00:01.78
4	6	STOJKOVIČ David (15)	SVK 	00:02:00.20	+00:02.46
5	7	FERREIRA Adolfo (15)	POR 	00:02:00.72	+00:02.98
6	5	DRAGONETTI Mattis (15)	BEL 	00:02:03.96	+00:06.22
7	9	JEFTIC Mihajlo (15)	SRB 	00:02:07.76	+00:10.02
8	2	FULÍK Albert (15)	CZE 	00:02:08.80	+00:11.06
9	1	NOREIKIS Henrikas (15)	LTU 	00:02:09.36	+00:11.62










0,0 °C

km/h

 1-2 + 1 next BT -> F

## Result 218: SF3 K1 Men 15 500m

14. 9. 2019 13:36

#	Ln	Boat	Country	Time	Delta
1	1	MAZZARA Simone (15)	ITA 	00:01:59.88	
2	6	HRÁBEK Lukáš (14)	CZE 	00:02:01.24	+00:01.36
3	3	PICHANCOURT Arthur (15)	FRA 	00:02:02.08	+00:02.20
4	5	MALCHYNSKI Daniil (15)	BLR 	00:02:02.68	+00:02.80
5	2	KLOPOV Ivan (15)	UKR 	00:02:02.90	+00:03.02
6	4	VARGHA Boris (15)	SVK 	00:02:03.96	+00:04.08
7	7	CHRISTODOULOU Christos (15)	CYP 	00:02:05.94	+00:06.06
8	8	JANSONS Lauris (15)	LAT 	00:02:07.98	+00:08.10
9	9	LIPOVAC Luka (14)	CRO 	00:02:15.16	+00:15.28






0,0 °C

km/h

 1-2 + 1 next BT -> F


## Result 219: SF4 K1 Men 15 500m

14. 9. 2019 13:39

#	Ln	Boat	Country	Time	Delta
1	5	ZAPF Florian (15)	GER 	00:01:51.84	
2	7	KAJDANEK Jaroslaw (15)	POL 	00:01:53.02	+00:01.18
3	6	PYTLAK Tomasz (15)	POL 	00:01:55.94	+00:04.10
4	8	MAGNATTA Andrea (15)	ITA 	00:01:56.32	+00:04.48
5	4	SCHENK Vaughn (15)	USA 	00:01:58.70	+00:06.86
6	2	ZHYROV Daniil (15)	UKR 	00:01:59.66	+00:07.82
7	3	HARDWICK Daniel (15)	AUS 	00:02:02.24	+00:10.40
8	9	POLYCHRONAKIS Spyridon (15)	GRE 	00:02:02.92	+00:11.08
9	1	IWASE Tomoya (14)	JPN 	00:02:06.56	+00:14.72

0,0 °C

km/h

 1-2 + 1 next BT -> F


## Result 220: SF1 C1 Men 15 500m

14. 9. 2019 13:42

#	Ln	Boat	Country	Time	Delta
1	5	BENDEGÚZ Böszörményi (15)	HUN 	00:02:12.98	
2	7	PIGEON Austin (15)	CAN 	00:02:14.86	+00:01.88
3	3	SIERADZAN Kacper (15)	POL 	00:02:18.02	+00:05.04
4	2	MILO Vojtěch (15)	CZE 	00:02:19.60	+00:06.62
5	6	DOKTOR Tomáš (15)	CZE 	00:02:23.34	+00:10.36
6	4	HAMAMOTO Shiryu (15)	JPN 	00:02:24.34	+00:11.36
7	1	ANTROPOV Danilo (15)	UKR 	00:02:27.20	+00:14.22
8	8	VOLKOV Andrej (15)	LTU 	00:02:30.44	+00:17.46
9	9	DIKŠAS Saulius (14)	LTU 	00:02:39.78	+00:26.80


0,0 °C

km/h

 1-3 -> F

## Result 221: SF2 C1 Men 15 500m

14. 9. 2019 13:45

#	Ln	Boat	Country	Time	Delta
1	6	ZHUKAVETS Mikalai (15)	BLR 	00:02:18.18	
2	4	PSOTNÝ Adam (15)	SVK 	00:02:19.62	+00:01.44
3	7	LÉRÁNT Lucas (15)	SVK 	00:02:20.50	+00:02.32
4	1	TOEPEL David (15)	GER 	00:02:23.44	+00:05.26
5	3	IKSELIS Arturs (15)	LAT 	00:02:25.82	+00:07.64
6	8	MALOVIC Mihajlo (15)	SRB 	00:02:25.96	+00:07.78
7	5	KORN Leo (15)	GER 	00:02:26.76	+00:08.58
8	9	GALVAN Jake (15)	USA 	00:02:33.72	+00:15.54
9	2	GESUALDI Giorgio (15)	ITA 	00:02:39.38	+00:21.20

0,0 °C

km/h

 1-3 -> F


## Result 222: SF1 K1 Women 17 500m

14. 9. 2019 13:48

#	Ln	Boat	Country	Time	Delta
0	1	HEPP Cornelia (17)	AUT 	00:00:00.00	
0	2	D'ESTEFANO Rebeca (17)	ARG 	00:00:00.00	
0	3	O'BRIEN Anna (17)	CAN 	00:00:00.00	
0	4	BAJUK Anastazija (17)	SRB 	00:00:00.00	
0	5	MILTHERS Sara (17)	DEN 	00:00:00.00	
0	6	ROESSELING Elin (17)	GER 	00:00:00.00	
0	7	GALÁDOVÁ Barbora (17)	CZE 	00:00:00.00	
0	8	KALUGINA Maryna (17)	BLR 	00:00:00.00	
0	9	WESTWATER Brooke (17)	CAN 	00:00:00.00	

0,0 °C

km/h

 1-2 + 1 next BT -> F



## Result 224: SF3 K1 Women 17 500m

14. 9. 2019 13:54

#	Ln	Boat	Country	Time	Delta
1	5	HANSEN Anna Find (17)	DEN 	00:02:11.36	
2	6	HÁZOVÁ Adéla (17)	CZE 	00:02:12.08	+00:00.72
3	3	ČULENOVÁ Dagmar (17)	SVK 	00:02:15.78	+00:04.42
4	7	HIPKINS Kate (17)	GBR 	00:02:16.84	+00:05.48
5	4	WOJCIECHOWSKA Natalia (17)	POL 	00:02:17.76	+00:06.40
6	8	WEDEBRAND Martina (17)	SWE 	00:02:22.72	+00:11.36
7	1	SATO Natsu (17)	JPN 	00:02:23.54	+00:12.18
8	9	MAURER Elsa (17)	AUT 	00:02:25.04	+00:13.68
9	2	DEL VALLE Sofia Valentina (17)	ARG 	00:02:25.62	+00:14.26

0,0 °C

km/h

 1-2 + 1 next BT -> F

## Result 225: SF4 K1 Women 17 500m

14. 9. 2019 13:57

#	Ln	Boat	Country	Time	Delta
0	1	COX Amber (17)	GBR 	00:00:00.00	
0	2	SMILTNIECE Katrina (17)	LAT 	00:00:00.00	
0	3	GUADAGNINI Aurora (17)	ITA 	00:00:00.00	
0	4	WALIGORA Weronika (17)	POL 	00:00:00.00	
0	5	MIHAJLOVIC Olivera (17)	SRB 	00:00:00.00	
0	6	HRYSHAKOVA Elvira (17)	UKR 	00:00:00.00	
0	7	UBERTI Alice (17)	ITA 	00:00:00.00	
0	8	GEORGIEVA Yoana (17)	BUL 	00:00:00.00	
0	9	MENIE Olga (17)	GRE 	00:00:00.00	









0,0 °C

km/h

 1-2 + 1 next BT -> F

## Result 148: H2 C1 Men 16 500m

14. 9. 2019 13:58

#	Ln	Boat	Country	Time	Delta
1	6	MAGNET Nathan (16)	FRA 	00:03:06.86	
2	4	SERAFINAS Ignas (16)	LTU 	00:03:07.06	+00:00.20
3	5	FEDISHIN Mihail (16)	BUL 	00:03:07.29	+00:00.43
4	1	BENCE Kuska (16)	HUN 	00:03:08.53	+00:01.67
5	8	GIARRUSSO Filippo (16)	ITA 	00:03:08.74	+00:01.88
6	7	MARTINSONS Valters (16)	LAT 	00:03:09.06	+00:02.20
7	3	KIMBERLEY Maxim (16)	GBR 	00:03:09.51	+00:02.65
8	2	PETKOVIC Uros (16)	SRB 	00:03:09.90	+00:03.04









0,0 °C

km/h

 1-6 + 3 next BT -> SF

## Result 160: H2 K1 Women 17 500m

14. 9. 2019 14:01

#	Ln	Boat	Country	Time	Delta
1	6	VANDA Zupkó (17)	HUN 	00:00:01.00	
2	4	WOJCIECHOWSKA Natalia (17)	POL 	00:00:02.00	+00:01.00
3	5	HRYSHAKOVA Elvira (17)	UKR 	00:00:03.00	+00:02.00
4	1	GALÁDOVÁ Barbora (17)	CZE 	00:00:04.00	+00:03.00
5	8	JAKUBISOVÁ Romana (17)	SVK 	00:00:05.00	+00:04.00
6	7	WEDEBRAND Martina (17)	SWE 	00:00:06.00	+00:05.00
7	3	HEPP Cornelia (17)	AUT 	00:00:07.00	+00:06.00
8	2	MENIE Olga (17)	GRE 	00:00:08.00	+00:07.00








0,0 °C

km/h

 1-7 + 1 next BT -> SF

## Result 227: SF2 C1 Women 17 500m

14. 9. 2019 14:03

#	Ln	Boat	Country	Time	Delta
1	5	PRAETZ Elisabeth (17)	GER 	00:02:43.36	
2	6	PENNYFATHER Kate (17)	CAN 	00:02:44.60	+00:01.24
3	4	JANKOVSKÁ Kristína (17)	SVK 	00:02:46.62	+00:03.26
4	2	HIOKI Yu (17)	JPN 	00:02:47.96	+00:04.60
5	8	ČERNOTSKÁ Vendula (17)	CZE 	00:02:59.76	+00:16.40
	3	AMINA Palamarchuk (17)	UKR 	DNS	
	7	SHAROVA Valeriia (17)	UKR 	DNS	


0,0 °C

km/h

 1-3 -> F

## Result 228: SF1 K1 Women 16 500m

14. 9. 2019 14:10

#	Ln	Boat	Country	Time	Delta
1	4	DYACHENKO Ivanna (16)	UKR 	00:02:12.40	
2	6	NIELSEN Karoline (16)	DEN 	00:02:13.40	+00:01.00
3	5	HERZÁNOVÁ Lucie (16)	CZE 	00:02:15.82	+00:03.42
4	7	ANDERSON Grace (16)	GBR 	00:02:16.40	+00:04.00
5	8	VALEROSI Margherita (16)	ITA 	00:02:18.04	+00:05.64
6	3	MLADENOVIC Jovana (16)	SRB 	00:02:18.32	+00:05.92
7	2	GAUBE Katharina (16)	AUT 	00:02:18.92	+00:06.52
8	9	THOR Agnes (16)	SWE 	00:02:32.00	+00:19.60
9	1	MUSTAFIC Adela (16)	AUT 	00:02:34.42	+00:22.02





0,0 °C

km/h

 1-2 + 1 next BT -> F


## Result 213: SF1 C1 Men 16 500m

14. 9. 2019 14:22

#	Ln	Boat	Country	Time	Delta
1	7	TSIKHANAU Valiantsin (16)	BLR 	00:02:09.22	
2	6	GOLOVAČ Artūras (16)	LTU 	00:02:09.32	+00:00.10
3	3	STOLÁRIK Peter (16)	SVK 	00:02:09.44	+00:00.22
4	8	ETLICH Erik (16)	GER 	00:02:09.50	+00:00.28
5	5	MAEDA Takumi (16)	JPN 	00:02:11.14	+00:01.92
6	9	KIMBERLEY Maxim (16)	GBR 	00:02:18.18	+00:08.96
7	1	SERAFINAS Ignas (16)	LTU 	00:02:18.28	+00:09.06
8	4	MAGNET Nathanael (16)	FRA 	00:02:19.70	+00:10.48
9	2	KITEWSKI Juliusz (16)	POL 	00:02:28.64	+00:19.42

0,0 °C

km/h

 1-3 -> F

## Result 223: SF2 K1 Women 17 500m

14. 9. 2019 14:36

#	Ln	Boat	Country	Time	Delta
0	1	BREIDAKA Linda (17)	LAT 	00:00:00.00	
0	2	JAKUBISOVÁ Romana (17)	SVK 	00:00:00.00	
0	3	WOLGAMONT Elena (17)	USA 	00:00:00.00	
0	4	WILDING Kali (17)	USA 	00:00:00.00	
0	5	VANDA Zupkó (17)	HUN 	00:00:00.00	
0	6	CSILLA Rugási (17)	HUN 	00:00:00.00	
0	7	RIENAECKER Riecke (17)	GER 	00:00:00.00	
0	8	WILLS-GRACE Phoebe (17)	AUS 	00:00:00.00	
0	9	VAN DER KWARTEL Alisa (17)	AUS 	00:00:00.00	









0,0 °C

km/h

 1-2 + 1 next BT -> F

## Result 226: SF1 C1 Women 17 500m

14. 9. 2019 14:41

#	Ln	Boat	Country	Time	Delta
1	2	ANDRADA ALEXIA Serban (17)	HUN 	00:02:41.12	
2	5	CAREY Charlotte (17)	GBR 	00:02:41.68	+00:00.56
3	4	IKRÉNIOVÁ Viktória (17)	SVK 	00:02:42.24	+00:01.12
4	3	KLEESCHULTE Marit (17)	GER 	00:02:43.46	+00:02.34
5	6	LOBOZIAK Elzbieta (17)	POL 	00:02:46.34	+00:05.22
6	7	RENARD Axelle (17)	FRA 	00:02:46.42	+00:05.30
7	8	KRAUSOVÁ Alena (17)	CZE 	00:02:52.30	+00:11.18
8	1	MUSIALSKA Wiktoria (17)	POL 	00:03:00.08	+00:18.96










0,0 °C

km/h

 1-3 -> F

## Result 229: SF2 K1 Women 16 500m

14. 9. 2019 14:51







#	Ln	Boat	Country	Time	Delta
1	5	ZSUZSANNA Maricza (16)	HUN 	00:02:11.46	
2	4	PECSUKOVÁ Katarína (16)	SVK 	00:02:12.71	+00:01.25
3	6	JAGSCH Pauline (16)	GER 	00:02:13.12	+00:01.66
4	3	MACPHERSON Cassidy (16)	CAN 	00:02:17.73	+00:06.27
5	7	MIRKOV Ana (16)	SRB 	00:02:21.63	+00:10.17
6	8	ISOBE Rio (16)	JPN 	00:02:22.56	+00:11.10
7	2	RICHARDSON Chaise (16)	AUS 	00:02:23.80	+00:12.34
8	9	MALOSSO Chiara (16)	ITA 	00:02:24.69	+00:13.23
9	1	LACOSTE Emma (16)	FRA 	00:02:25.23	+00:13.77

0,0 °C km/h

 1-2 + 1 next BT -> F

## Result 230: SF3 K1 Women 16 500m

14. 9. 2019 14:54

#	Ln	Boat	Country	Time	Delta
1	5	ANNA Máró (16)	HUN 	00:02:08.53	
2	3	BESHARAH Toshka (16)	CAN 	00:02:09.77	+00:01.24
3	7	RAGWITZ Gesine (16)	GER 	00:02:12.31	+00:03.78
4	2	VRBENSKÁ Kateřina (16)	CZE 	00:02:14.25	+00:05.72
5	1	PAVLEŠIN Leona (16)	CRO 	00:02:15.70	+00:07.16
6	4	STRODE Santa (16)	LAT 	00:02:16.57	+00:08.03
7	6	KRAJEWSKA Julia (16)	POL 	00:02:17.26	+00:08.73
8	9	HRYHORIEVA Veronika (16)	UKR 	00:02:22.60	+00:14.06
9	8	KERGE Säde Lee (16)	EST 	00:02:23.84	+00:15.30

0,0 °C km/h

 1-2 + 1 next BT -> F

## Result 231: SF4 K1 Women 16 500m

14. 9. 2019 14:55

#	Ln	Boat	Country	Time	Delta
1	4	JENSEN Katrine (16)	DEN 	00:02:08.67	
2	6	BESSA Beatriz (16)	POR 	00:02:09.56	+00:00.88
3	5	GLADKOVA Tatyana (16)	KAZ 	00:02:10.68	+00:02.01
4	3	MARCZEWSKA Weronika (16)	POL 	00:02:16.98	+00:08.30
5	7	HOLÁ Nina (16)	SVK 	00:02:18.20	+00:09.53
6	8	ARMSTRONG Alexandra (16)	GBR 	00:02:20.65	+00:11.98
7	2	CHARAYRON Romane (16)	FRA 	00:02:21.75	+00:13.08
8	9	CONRADIE Lizanne (16)	ZAF 	00:02:23.74	+00:15.06
9	1	GARRO Juliana (16)	ARG 	00:02:26.66	+00:17.99

0,0 °C km/h

 1-2 + 1 next BT -> F

## Result 232: SF1 C1 Women 16 500m

14. 9. 2019 14:59

#	Ln	Boat	Country	Time	Delta
1	4	MARUSAVA Darya (16)	BLR	00:02:36.57	
2	5	BARDANOUSKAYA Anhelina (16)	BLR	00:02:37.52	+00:00.94
3	6	HEIN Zoe (16)	USA	00:02:39.53	+00:02.95
4	2	DHE Ombeline (16)	FRA	00:02:41.55	+00:04.98
5	7	SCHIFF Jessica (16)	ITA	00:02:46.12	+00:09.54
6	8	MARONSKA Natalia (16)	POL	00:02:46.84	+00:10.26
7	9	LACH Kaja (16)	POL	00:02:47.58	+00:11.01
8	3	BURCHARD Lauren (16)	AUS	00:02:55.76	+00:19.18
9	1	ŠOLTÉS Kristína (16)	SVK	00:03:12.01	+00:35.43

0,0 °C

km/h

1-3 -&gt; F

## Result 233: SF2 C1 Women 16 500m

14. 9. 2019 15:01

#	Ln	Boat	Country	Time	Delta
1	5	KALYTIUK Vasylyna (16)	UKR	00:02:34.20	
2	4	BRENDA Kálmán (16)	HUN	00:02:39.27	+00:05.07
3	6	FRUZSINA Pál (16)	HUN	00:02:40.91	+00:06.71
4	3	SULABERIDZE Lidia (16)	GEO	00:02:46.79	+00:12.58
5	9	TILLEROVÁ Andrea (16)	CZE	00:02:47.14	+00:12.94
6	2	BEZNIUK Kateryna (16)	UKR	00:02:47.59	+00:13.39
7	8	SCHUETTE Helen (16)	USA	00:02:55.57	+00:21.37
8	7	KOČANDRLOVÁ Viktorie (16)	CZE	00:03:00.56	+00:26.36
1	1	KAVALIAUSKAITĖ Gabrielė (16)	LTU	Nedokončil	

0,0 °C

km/h

1-3 -&gt; F

## Result 234: SF1 K1 Women 15 500m

14. 9. 2019 15:04

#	Ln	Boat	Country	Time	Delta
1	5	STANOJEV Dunja (15)	SRB	00:02:14.96	
2	6	SIDOVÁ Bianka (15)	SVK	00:02:16.97	+00:02.00
3	3	TROKA Oliwia (15)	POL	00:02:18.96	+00:03.99
4	4	BUGÁR Réka (15)	SVK	00:02:21.17	+00:06.20
5	8	KOSMACZEWSKA Lena (15)	POL	00:02:22.00	+00:07.03
6	7	PETRÁČKOVÁ Magdalena (15)	CZE	00:02:25.67	+00:10.70
7	2	STUPAK Anastasiia (15)	BLR	00:02:28.91	+00:13.94
8	1	VASYLIV Olha (15)	UKR	00:02:30.40	+00:15.43
9	9	GLIGOREVIC Zorana (15)	BIH	00:02:49.06	+00:34.09






0,0 °C

km/h

1-2 + 1 next BT -&gt; F

## Result 235: SF2 K1 Women 15 500m

14. 9. 2019 15:06






#	Ln	Boat	Country	Time	Delta
1	4	BRITO Ana (15)	POR 	00:02:17.79	
2	5	ASKAR Assem (15)	KAZ 	00:02:19.45	+00:01.66
3	3	ROUSSIEKAN Chelsea-Lynn (15)	GER 	00:02:19.82	+00:02.02
4	6	BASCONCEL Delfina (15)	ARG 	00:02:20.30	+00:02.51
5	7	LAZZARINI Linda (15)	ITA 	00:02:20.97	+00:03.18
6	8	BISGAARD Johanne (15)	DEN 	00:02:28.77	+00:10.97
7	2	NIPPER Kitsy (15)	USA 	00:02:29.31	+00:11.51
8	9	VAN BOMMEL Iris (15)	NED 	00:02:29.89	+00:12.10
9	1	MATSUTAKE Sakura (15)	JPN 	00:02:35.24	+00:17.45

0,0 °C km/h

 1-2 + 1 next BT -> F

## Result 236: SF3 K1 Women 15 500m

14. 9. 2019 15:10

#	Ln	Boat	Country	Time	Delta
1	5	RÉKA Kiskó (15)	HUN 	00:01:02.50	
2	2	DEBRUYNE Christine (15)	BEL 	00:01:03.15	+00:00.65
3	4	SIDARAVA Alina (15)	BLR 	00:01:05.43	+00:02.93
4	3	BATES Demi (15)	AUS 	00:01:08.04	+00:05.54
5	6	GADEIKYTÉ Greta (15)	LTU 	00:01:08.85	+00:06.35
6	8	BOSNJAK Jenifer (15)	SRB 	00:01:11.20	+00:08.70
7	7	SOKOLOVA Margarita (15)	LAT 	00:01:12.53	+00:10.02
8	1	MILTHERS Eva (15)	DEN 	00:01:13.63	+00:11.12
9	9	JANSEN VAN VUUREN Helen (15)	ZAF 	00:01:20.75	+00:18.25

0,0 °C km/h


 1-2 + 1 next BT -> F

## Result 237: SF4 K1 Women 15 500m

14. 9. 2019 15:10

#	Ln	Boat	Country	Time	Delta
1	5	RÉKA Nemes (15)	HUN 	00:02:08.07	
2	6	ROSSETTI Giada (15)	ITA 	00:02:10.36	+00:02.29
3	3	ARMSTRONG Kristina (14)	GBR 	00:02:12.76	+00:04.69
4	4	VODIČKOVÁ Klára (15)	CZE 	00:02:13.20	+00:05.13
5	8	KOROTAEVA Alisa (15)	UKR 	00:02:15.10	+00:07.03
6	9	FRANCA Tia (15)	SLO 	00:02:23.85	+00:15.78
7	7	GREEN Amy (15)	GBR 	00:02:24.74	+00:16.66
8	2	IMAKA Aelita (15)	LAT 	00:02:25.12	+00:17.04
9	1	DIMITROVA Vanesa (15)	BUL 	00:02:26.26	+00:18.19

0,0 °C km/h

 1-2 + 1 next BT -> F


## Result 238: SF1 C1 Women 15 500m

14. 9. 2019 15:13

#	Ln	Boat	Country	Time	Delta
1	5	ALBRECHT Emma (15)	USA 	00:02:38.30	
2	3	GRADY Sarah (15)	USA 	00:02:39.55	+00:01.25
3	4	JANÁČKOVÁ Denisa (13)	CZE 	00:02:39.92	+00:01.62
4	1	KHRYSTYNA Osipchuk (15)	UKR 	00:02:40.70	+00:02.40
5	6	IRYNA Fedoriv (14)	UKR 	00:02:41.06	+00:02.76
6	2	KORDALSKA Oliwia (15)	POL 	00:02:44.43	+00:06.13
7	8	BORKA Zagyvai (15)	HUN 	00:02:47.32	+00:09.02
8	9	BALÁŽOVÁ Tamara (15)	SVK 	00:02:58.44	+00:20.14
9	7	JANATOVÁ Adéla (15)	CZE 	00:03:04.39	+00:26.09








0,0 °C

km/h

 1-3 -> F

## Result 239: SF2 C1 Women 15 500m

14. 9. 2019 15:15

#	Ln	Boat	Country	Time	Delta
1	5	BOETTCHER Justine (15)	GER 	00:02:40.01	
2	4	CHARAUKO Krystsina (15)	BLR 	00:02:41.04	+00:01.02
3	2	TORNOW Chantal (15)	GER 	00:02:47.09	+00:07.07
4	9	NICOT Amélie (15)	FRA 	00:02:49.53	+00:09.51
5	3	ÉDA ZSÓFIA Szabó (15)	HUN 	00:02:55.45	+00:15.43
6	6	DONNELLY Rachael (15)	AUS 	00:03:00.19	+00:20.17
7	7	FUNTAK Ana (15)	CRO 	00:03:05.79	+00:25.77
8	8	DI SANTO Michela (15)	ITA 	00:03:07.41	+00:27.39
9	1	FICHEUX Anna (15)	FRA 	00:03:12.61	+00:32.59










0,0 °C

km/h

 1-3 -> F

## Result 240: SF K2 Women 17 500m

14. 9. 2019 15:19

#	Ln	Boat	Country	Time	Delta
1	5	ROESSELING Enja (17) KISCHNICK Lisa Marie (17)	GER 	00:02:03.10	
2	6	ČULENOVÁ Dagmar (17) JAKUBISOVÁ Romana (17)	SVK 	00:02:03.50	+00:00.40
3	4	DAMJANOV Anja (17) SARIC Dunja (17)	SRB 	00:02:05.10	+00:02.00
4	2	ALIEKSIENKO Khrystyna (17) YURKEVYCH Anastasiia (17)	UKR 	00:02:06.36	+00:03.26
5	8	SZEWCZYK Patrycja (17) WALIGORA Weronika (17)	POL 	00:02:07.30	+00:04.20
6	9	KAVOURA Markela-Nina (17) MENIE Olga (17)	GRE 	00:02:11.92	+00:08.82
7	3	GUADAGNINI Aurora (17) UBERTI Alice (17)	ITA 	00:02:13.78	+00:10.68
8	7	IOSKA Natallia (17) SINKEL Liudmila (17)	BLR 	00:02:13.82	+00:10.72
9	1	OSA Margarita (17) RITUMA Reina (17)	LAT 	00:02:17.96	+00:14.86

0,0 °C

km/h

 1-3 -> F


## Result 241: SF1 K2 Women 15 - 16 500m

14. 9. 2019 15:28

#	Ln	Boat	Country	Time	Delta
1	5	ANNA Máró (16)	TÜNDE Márton (16)	HUN 	00:02:04.08
2	6	PECSUKOVÁ Katarína (16)	SIDOVÁ Bianka (15)	SVK 	+00:01.04
3	1	ANDERSON Grace (16)	ARMSTRONG Alexandra (16)	GBR 	+00:03.38
4	4	KOSTYNSKA Karyna (16)	TSARENKO Polina (16)	UKR 	+00:05.20
5	9	BATES Demi (15)	RICHARDSON Chaise (16)	AUS 	+00:06.32
6	8	BAZZARO Aurora (15)	GREGO Giulia (16)	ITA 	+00:06.66
7	3	MARGIC Nikolina (16)	RADOVANOVIC Jovana (16)	SRB 	+00:07.44
8	7	ASKAR Assem (15)	GLADKOVA Tatyana (16)	KAZ 	+00:13.26
9	2	POJARKOVA Sammera (16)	VĪKSNE Elizabeta (16)	LAT 	+00:14.82

0,0 °C

km/h

 1-3 -> F


## Result 242: SF2 K2 Women 15 - 16 500m

14. 9. 2019 15:32

#	Ln	Boat	Country	Time	Delta
1	5	DÓRA Dráviczki (16)	ZSUZSANNA Maricza (16)	HUN 	00:02:03.00
2	8	PUDILOVÁ Vladka (16)	VRBENSKÁ Kateřina (16)	CZE 	+00:03.00
3	6	BESHARAH Toshka (16)	MACPHERSON Cassidy (16)	CAN 	+00:03.26
4	2	MARCZEWSKA Weronika (16)	KURPAN Natalia (16)	POL 	+00:03.96
5	7	AVERY Abigail (16)	PEMBLE Rebecca (16)	GBR 	+00:04.82
6	3	RAMOS Joana (0)	SANTOS Maria (16)	POR 	+00:07.76
7	4	STAGNI Stefania (16)	CONTENTO Giulia (15)	ITA 	+00:08.92
8	9	ĆERIĆ Hana (16)	JANA Vuković (15)	CRO 	+00:17.60
9	1	HERZÁNOVÁ Lucie (16)	PETŘÁČKOVÁ Magdalena (15)	CZE 	+00:18.68






0,0 °C

km/h

 1-3 -> F


## Result 243: SF3 K2 Women 15 - 16 500m

14. 9. 2019 15:34

#	Ln	Boat	Country	Time	Delta
1	4	ANDERSEN Mille Bjerremand (16)	BLOMGREEN-HANSEN Sofie (16)	DEN 	00:02:02.52
2	3	KRAJEWSKA Julia (16)	SZKODZINSKA Martyna (16)	POL 	+00:00.58
3	6	GRUEN Louisa (15)	STRAMKE Vanessa (16)	GER 	+00:01.46
4	7	MIKELJ Manca (16)	MIKELJ Tjaša (15)	SLO 	+00:04.52
5	8	ORKIĆ Antonela (14)	PAVLEŠIN Leona (16)	CRO 	+00:05.88
6	1	SELIUKOVA Darya (15)	ZHUROK Dziyana (16)	BLR 	+00:08.44
7	9	BASA Enike (16)	VUKOV Biljana (16)	SRB 	+00:10.04
8	5	GRATTON Annaelle (16)	SESMAT Louise (16)	FRA 	+00:11.16
9	2	MILTHERS Eva (15)	BISGAARD Johanne (15)	DEN 	+00:11.98

0,0 °C









km/h


 1-3 -> F



## Result 244: SF C2 Women 15 - 16 500m

14. 9. 2019 15:37

#	Ln	Boat	Country	Time	Delta
1	4	KINGA Erős (16) NINA Kuti (16)	HUN 	00:02:29.56	
2	6	FECHNER Luiza (16) LACH Kaja (16)	POL 	00:02:30.28	+00:00.72
3	5	DI SANTO Michela (15) SCHIFF Jessica (16)	ITA 	00:02:32.88	+00:03.32
4	3	IRYNA Fedoriv (14) KHRYSTYNA Osipchuk (15)	UKR 	00:02:33.10	+00:03.54
5	8	TILLEROVÁ Andrea (16) VAŇOURKOVÁ Markéta (16)	CZE 	00:02:39.44	+00:09.88
6	2	NORTH Kelly (16) SETTLE Meisi (16)	USA 	00:02:40.72	+00:11.16
7	7	DHE Ombeline (16) FICHEUX Anna (15)	FRA 	00:02:44.86	+00:15.30
8	1	HAMROZYOVA Vanesa (15) ŠOLTÉS Kristína (16)	SVK 	00:02:53.64	+00:24.08

0,0 °C      km/h       1-3 -> F

## Result 245: SF1 K4 Men 15 - 17 500m

14. 9. 2019 15:41

#	Ln	Boat	Country	Time	Delta
1	6	ÁDÁM Kiss (17) ÁRON Nyerges (17)	HUN 	00:01:33.94	
2	9	DANAŠ Matej (16) ILIAŠ Martin (17)	SVK 	00:01:34.24	+00:00.30
3	2	BRATACH Vitalii (17) DEREZA Anton (17)	UKR 	00:01:35.00	+00:01.06
4	5	GRANZAN Petar (16) KELJEVIC Nikola (17)	SRB 	00:01:35.94	+00:02.00
5	7	ASKAA Sofus (17) BOCK Gustav (17)	DEN 	00:01:35.96	+00:02.02
6	3	CASINHA Pedro (16) DUARTE João (16)	POR 	00:01:37.12	+00:03.18
7	4	GUENDL Konrad (16) FREYER Julian (16)	GER 	00:01:37.30	+00:03.36
8	1	CADDELL Jasper (17) MCMULLEN Colin (17)	USA 	00:01:40.98	+00:07.04
9	8	AUTUKHOV Daniil (15) KARSAKOU Kiryl (16)	BLR 	00:01:41.88	+00:07.94

0,0 °C      km/h       1-3 -> F

## Result 246: SF2 K4 Men 15 - 17 500m

14. 9. 2019 15:43

#	Ln	Boat	Country	Time	Delta
1	5	BARBOTKIN Anton (17) KUZMENKA Yahor (16)	BLR 	00:01:33.00	
2	3	LESZCZYNSKI Wiktor (17) NOWACKI Marcin (17)	POL 	00:01:33.74	+00:00.74
3	7	BUTTI Lisandro (17) PEREZ Tomas (17)	ARG 	00:01:34.84	+00:01.84
4	4	BROCKWAY Jack (17) CLAYTON-HARRIS Ben (16)	GBR 	00:01:36.84	+00:03.84
5	1	KAPOUN Miroslav (16) LOŠŤÁK Eduard (15)	CZE 	00:01:38.60	+00:05.60
6	8	BRUKHANSKYI Mykyta (16) MAMCHNKO Oleksii (16)	UKR 	00:01:39.78	+00:06.78
7	9	BENCE Ozsgyáni (15) KRISTÓF Kupecz (15)	HUN 	00:01:39.90	+00:06.90
8	6	BOOTH Toby (16) HINVES Xavier (16)	GBR 	00:01:40.18	+00:07.18
		BRUNEVICS Janis Reinis (17) HUSTE Jorgis (17)			


## Result 247: SF3 K4 Men 15 - 17 500m

14. 9. 2019 15:49

#	Ln	Boat	Country	Time	Delta
1	4	DITTMAR Ferdinand (17) ILLTZ Thorben (17)	GER 	00:01:32.48	
2	8	CARDANI Cesare (17) PETTINARI Nikos (17)	ITA 	00:01:33.28	+00:00.80
3	5	MACHÁČEK Jan (17) MOUDRÝ Matyáš (17)	CZE 	00:01:33.94	+00:01.46
4	6	BOIVIN Mathis (16) BOWRING Isaac (17)	FRA 	00:01:34.96	+00:02.48
5	3	DUCHINI Gabriele (16) GASPERINI Luca (16)	ITA 	00:01:36.72	+00:04.24
6	7	GLADYKOWSKI Gabriel (16) KOMOROWSKI Igor (16)	POL 	00:01:36.88	+00:04.40
7	2	ALSBERGS Juris (16) DUMPIS Karlis (16)	LAT 	00:01:38.42	+00:05.94
8	1	BEVIN Chauncey (17) MAJUMDAR Philip (16)	USA 	00:01:44.96	+00:12.48
9	9	ALLEN Ashby (16) EGGER Luke (17)	AUS 	DNS	

0,0 °C

km/h

 1-3 -> F


## Result 248: SF C4 Men 15 - 17 500m

14. 9. 2019 15:51

#	Ln	Boat	Country	Time	Delta
1	9	CALÒ Edoardo (17) CHIELLO Alessandro (16)	ITA 	00:01:51.54	
2	6	BACÍLEK Lukáš (17) DOKTOR Tomáš (15)	CZE 	00:01:53.28	+00:01.74
3	5	KIZEK Peter (17) KRASŇANSKÝ Matej (17)	SVK 	00:01:53.66	+00:02.12
4	3	KORN Leo (15) OTT Lennart (17)	GER 	00:01:56.04	+00:04.50
5	2	KRZYŻANOWSKI Krystian (17) POLACZEK Miłosz (17)	POL 	00:01:56.72	+00:05.18
6	4	BELTRAMINI Mauro (17) CESTRA Andrea (17)	ITA 	00:01:57.12	+00:05.58
7	1	BOLDIZSÁR Buday (15) CSANÁD Molnár (15)	HUN 	00:02:01.38	+00:09.84
8	7	KUNOVSKÝ Matúš (16) LÉRÁNT Lucas (15)	SVK 	00:02:01.48	+00:09.94
9	8	BONDARENKO Oleksandr (17) MARIAN Reka (16)	UKR 	00:02:01.60	+00:10.06





0,0 °C

km/h

 1-3 -> F

## Result 249: SF1 K4 Women 15 - 17 500m

14. 9. 2019 16:03

#	Ln	Boat	Country	Time	Delta
1	7	ALLENDORF Marie (16) DAMM Estella (17)	GER 	00:01:50.02	
2	5	BIERZALO Wiktoria (16) KOSMACZEWSKA Lena (15)	POL 	00:01:51.16	+00:01.14
3	3	DIÁNA Tóth (15) LILLA Kovács (15)	HUN 	00:01:51.74	+00:01.72
4	8	CHARAYRON Romane (16) GRATTON Annaelle (16)	FRA 	00:01:52.44	+00:02.42


## Result 250: SF2 K4 Women 15 - 17 500m

14. 9. 2019 16:09

#	Ln	Boat	Country	Time	Delta
1	6	DEMCHYNA Olha (17) DYACHENKO Ivanna (16)	HRYSHAKOVA Elvira (17) MUNTIAN Viktoriia (16)	UKR 	00:01:47.54
2	4	HANSEN Anna Find (17) NIELSEN Karoline (16)	REINHOLT Astrid (17) WINTHER Stella Glüsing (16)	DEN 	+00:01.00
3	7	GAGGERO Beatrice (17) INDIANO Martina (17)	MINACCI Carola (17) SIENA Federica (17)	ITA 	+00:01.04
4	5	HERMELI Gabriela (17) VODIČKOVÁ Klára (15)	ZADRAŽILOVÁ Anežka (16) ZVĚŘOVÁ Kristýna (15)	CZE 	+00:02.36
5	3	KRAJEWSKA Julia (16) MARCZEWSKA Weronika (16)	WOJCIECHOWSKA Natalia (17) MAJEWSKA Oliwia (16)	POL 	+00:02.70
6	1	BESHARAH Toshka (16) DAVIDSON Angelina (17)	O'BRIEN Anna (17) WESTWATER Brooke (17)	CAN 	+00:07.30
7	8	KELLEY Frankie (16) KUSAKA Ten (17)	NOSKOFF Sierra (17) THIESSEN Audrey (16)	USA 	+00:07.50
8	2	POJARKOVA Sammera (16) SMILTNIČE Katrina (17)	STRODE Santa (16) VĪKSNE Elizabeta (16)	LAT 	+00:08.10
9		ARMSTRONG Kristina (14) CLARKSON Hannah (15)	GREEN Amy (15) SHAIKH ALI Aida (16)	GBR 	DNS

0,0 °C

km/h

 1-3 -> F

## Result 251: FB K1 Men 17 500m

14. 9. 2019 17:09

#	Ln	Boat	Country	Time	Delta
1	2	LEVASSEUR Xavier (17)	CAN 	00:01:50.92	
2	7	EGGER Luke (17)	AUS 	00:01:51.44	+00:00.52
3	3	MESZLÉNYI Márk (17)	SVK 	00:01:52.02	+00:01.10
4	1	AOKI Mizuki (17)	JPN 	00:01:53.02	+00:02.10
5	5	TACIAK Jakub (17)	POL 	00:01:53.32	+00:02.40
6	8	BRATACH Vitalii (17)	UKR 	00:01:53.74	+00:02.82
7	9	MELNIK Vitali (17)	BLR 	00:01:54.88	+00:03.96
8	4	PODRASKÝ Patrik (17)	CZE 	00:01:56.12	+00:05.20
9	6	PILARZ Wojciech (17)	POL 	00:02:19.63	+00:28.71










0,0 °C

km/h

 Final

## Result 252: FB C1 Men 17 500m

14. 9. 2019 17:11

#	Ln	Boat	Country	Time	Delta
1	5	O'NEILL Matthew (17)	CAN 	00:02:07.72	
2	6	BALÁZS Pál (17)	HUN 	00:02:09.42	+00:01.70
3	3	ARTEM Chetvertak (17)	UKR 	00:02:11.36	+00:03.64
4	4	HARADA Masatoshi (17)	JPN 	00:02:13.88	+00:06.16
5	2	BUGLAK Večiaslav (17)	LTU 	00:02:15.04	+00:07.32
6	8	BONDARENKO Oleksandr (17)	UKR 	00:02:18.04	+00:10.32
7	9	SKIBINSKI Piotr (17)	POL 	00:02:19.16	+00:11.44
8	1	BACÍLEK Lukáš (17)	CZE 	00:02:28.68	+00:20.96
9	7	POLACZEK Miłosz (17)	POL 	00:02:40.94	+00:33.22

0,0 °C

km/h

 Final

## Result 253: FB K1 Men 16 500m

14. 9. 2019 17:15

#	Ln	Boat	Country	Time	Delta
1	4	BODINE Ashby (16)	USA 	00:01:51.42	
2	7	LAGERSTAM Hugo (16)	SWE 	00:01:53.04	+00:01.62
3	8	DUARTE João (16)	POR 	00:01:54.68	+00:03.26
4	3	KARSAKOU Kiryl (16)	BLR 	00:01:55.04	+00:03.62
5	1	ORERO Manuel Rodrigo (16)	ARG 	00:01:56.88	+00:05.46
6	2	SCHOOLEY Toby (16)	AUS 	00:01:56.98	+00:05.56
7	6	GRAF Jan Peter (16)	GER 	00:02:02.10	+00:10.68
8	5	BOIVIN Mathis (16)	FRA 	00:02:15.98	+00:24.56
9		VALSA Radek (16)	CZE 	DNS	

0,0 °C

km/h

 Final

## Result 254: FB C1 Men 16 500m

14. 9. 2019 17:17

#	Ln	Boat	Country	Time	Delta
1	5	ETLICH Erik (16)	GER 	00:02:12.58	
2	4	FRENZEL Henri (16)	GER 	00:02:15.20	+00:02.62
3	7	MAEDA Takumi (16)	JPN 	00:02:15.24	+00:02.66
4	3	SILVA Diogo (16)	POR 	00:02:17.26	+00:04.68
5	1	SZOBOLOVSZKY Michal (16)	SVK 	00:02:18.96	+00:06.38
6	2	KIMBERLEY Maxim (16)	GBR 	00:02:25.62	+00:13.04
7	9	MARTINSONS Valters (16)	LAT 	00:02:26.00	+00:13.42
8	6	SADOWSKI Damian (16)	POL 	00:02:31.58	+00:19.00
9	8	CHIELLO Alessandro (16)	ITA 	00:02:54.22	+00:41.64






0,0 °C

km/h

 Final

## Result 255: FA K1 Men 17 500m

14. 9. 2019 17:20

#	Ln	Boat	Country	Time	Delta
1	3	LAGUNDZIC Branko (17)	SRB 	00:01:51.12	
2	6	ZSOMBOR Tamási (17)	HUN 	00:01:51.42	+00:00.30
3	4	ECKER Jonas (17)	USA 	00:01:52.96	+00:01.84
4	1	MALHERBE Jordy (17)	ZAF 	00:01:53.76	+00:02.64
5	8	VARAPAYEU Mikhail (17)	BLR 	00:01:53.98	+00:02.86
6	5	BRYDE Philip (17)	DEN 	00:01:54.40	+00:03.28
7	9	SOLNE Lukas (17)	DEN 	00:01:55.22	+00:04.10
8	7	MATIAS Sandro (17)	POR 	00:01:55.66	+00:04.54
9	2	VANGEEL Jules (17)	BEL 	00:01:57.56	+00:06.44

0,0 °C

km/h

 Final

## Result 256: FA C1 Men 17 500m

14. 9. 2019 17:23

#	Ln	Boat	Country	Time	Delta
1	4	BILLARD Andrew (17)	CAN 	00:02:04.30	
2	6	ALMAGAMBETOV Anuar (17)	KAZ 	00:02:05.10	+00:00.80
3	2	NEVE Kristoffer Ravn (17)	DEN 	00:02:05.40	+00:01.10
4	9	AHARODNY Mikita (17)	BLR 	00:02:05.88	+00:01.58
5	3	KIZEK Peter (17)	SVK 	00:02:07.40	+00:03.10
6	7	BECHTOLD Tim (17)	GER 	00:02:08.14	+00:03.84
7	8	ZOLTÁN Vass (17)	HUN 	00:02:08.42	+00:04.12
8	5	LÉRÁNT Christopher Peter (17)	SVK 	00:02:11.52	+00:07.22
9	1	LUKAC Joaquin Ezequiel (17)	ARG 	00:02:13.12	+00:08.82


0,0 °C

km/h

 Final

## Result 257: FA K1 Men 16 500m

14. 9. 2019 17:26

#	Ln	Boat	Country	Time	Delta
1	8	JOHNSON Craig (16)	CAN 	00:01:48.10	
2	4	LEVENTE Kurucz (16)	HUN 	00:01:48.64	+00:00.54
3	1	JANOWICZ Dawid (16)	POL 	00:01:49.14	+00:01.04
4	6	PATRIK Kövesdi (16)	HUN 	00:01:49.52	+00:01.42
5	3	GAUDET Ian (16)	CAN 	00:01:49.72	+00:01.62
6	2	PLATASH Danil (16)	UKR 	00:01:50.86	+00:02.76
7	5	PODHRADSKÝ Viktor Samuel (16)	SVK 	00:01:52.00	+00:03.90
8	7	DANAŠ Matej (16)	SVK 	00:01:52.04	+00:03.94
9	9	PIZARRO Piero (16)	ARG 	00:01:56.38	+00:08.28










0,0 °C

km/h

 Final

## Result 258: FA C1 Men 16 500m

14. 9. 2019 17:29

#	Ln	Boat	Country	Time	Delta
1	8	STOLÁRIK Peter (16)	SVK 	00:02:05.58	
2	6	KUZYK Taras (16)	UKR 	00:02:06.40	+00:00.81
3	3	GOLOVAČ Artūras (16)	LTU 	00:02:07.27	+00:01.69
4	9	GERGÓ Rumi (16)	HUN 	00:02:08.58	+00:02.99
5	4	FEDISHIN Mihail (16)	BUL 	00:02:09.11	+00:03.52
6	2	BENCE Kuska (16)	HUN 	00:02:09.85	+00:04.27
7	5	TSIKHANAU Valiantsin (16)	BLR 	00:02:14.57	+00:08.99
8	7	GRAHAM Kieran (16)	CAN 	00:02:14.99	+00:09.40
9	1	TETTINGER Petr (16)	CZE 	00:02:23.54	+00:17.96









0,0 °C

km/h

 Final

## Result 259: FB K1 Men 15 500m

14. 9. 2019 17:32

#	Ln	Boat	Country	Time	Delta
1	2	STOJKOVIČ David (15)	SVK 	00:01:56.26	
2	9	FERREIRA Adolfo (15)	POR 	00:01:57.22	+00:00.96
3	4	PICHANCOURT Arthur (15)	FRA 	00:01:57.30	+00:01.04
4	5	KOPACZEWSKI Max (15)	GER 	00:01:57.38	+00:01.12
5	6	LEASK Finlay (15)	ZAF 	00:01:58.52	+00:02.26
6	7	MALCHYNSKI Daniil (15)	BLR 	00:01:59.62	+00:03.36
7	3	MAGNATTA Andrea (15)	ITA 	00:02:00.42	+00:04.16
8	1	SCHENK Vaughn (15)	USA 	00:02:01.18	+00:04.92
9	8	PRIVETT Matthew (15)	ZAF 	00:02:03.30	+00:07.04










0,0 °C

km/h



## Result 263: FA K1 Women 17 500m

14. 9. 2019 17:41

#	Ln	Boat	Country	Time	Delta
1	4	VANDA Zupkó (17)	HUN 	00:02:03.05	
2	7	CSILLA Rugási (17)	HUN 	00:02:04.04	+00:00.99
3	5	MILTHERS Sara (17)	DEN 	00:02:04.24	+00:01.19
4	8	BAJUK Anastazija (17)	SRB 	00:02:06.68	+00:03.63
5	2	HÁZOVÁ Adéla (17)	CZE 	00:02:07.55	+00:04.50
6	3	MIHAJLOVIC Olivera (18)	SRB 	00:02:07.58	+00:04.53
7	6	HANSEN Anna Find (17)	DEN 	00:02:10.96	+00:07.91
8	9	HRYSHAKOVA Elvira (17)	UKR 	00:02:13.58	+00:10.53
9	1	ROESSELING Elin (17)	GER 	00:02:15.47	+00:12.42


0,0 °C

km/h



## Result 261: FA K1 Men 15 500m

14. 9. 2019 17:43

#	Ln	Boat	Country	Time	Delta
1	5	BRYDE Nikolaj (15)	DEN 	00:01:51.06	
2	4	ZSOMBOR Panyik (15)	HUN 	00:01:52.26	+00:01.20
3	6	MAZZARA Simone (15)	ITA 	00:01:52.48	+00:01.42
4	8	JOVANOVIĆ Aleksandar (15)	SRB 	00:01:52.78	+00:01.72
5	9	KAJDANEK Jaroslaw (15)	POL 	00:01:54.70	+00:03.64
6	3	ZAPF Florian (15)	GER 	00:01:56.36	+00:05.30
7	1	PYTLAK Tomasz (15)	POL 	00:01:57.30	+00:06.24
8	2	HRÁBEK Lukáš (14)	CZE 	00:01:57.40	+00:06.34
9	7	HUNOR Hidvégi (15)	HUN 	00:01:57.78	+00:06.72

0,0 °C

km/h



## Result 262: FA C1 Men 15 500m

14. 9. 2019 17:47

#	Ln	Boat	Country	Time	Delta
1	5	TSIVTSIVADZE Aleksandre (15)	GEO 	00:02:00.72	
2	3	BENDEGÚZ Bőszörményi (15)	HUN 	00:02:07.04	+00:06.32
3	4	LEVENTE Gyányi (15)	HUN 	00:02:08.24	+00:07.52
4	8	PIGEON Austin (15)	CAN 	00:02:08.40	+00:07.68
5	9	LÉRÁNT Lucas (15)	SVK 	00:02:08.40	+00:07.68
6	7	ZHUKAVETS Mikalai (15)	BLR 	00:02:10.48	+00:09.76
7	6	CHUYANAU Yahor (15)	BLR 	00:02:13.74	+00:13.02
8	1	SIERADZAN Kacper (15)	POL 	00:02:14.98	+00:14.26
9	2	PSOTNÝ Adam (15)	SVK 	00:02:20.58	+00:19.86





0,0 °C

km/h

 Final

## Result 260: FB K1 Women 17 500m

14. 9. 2019 18:00

#	Ln	Boat	Country	Time	Delta
1	5	ČULENOVÁ Dagmar (17)	SVK 	00:02:06.82	
2	6	WALIGORA Weronika (17)	POL 	00:02:07.16	+00:00.33
3	7	HIPKINS Kate (17)	GBR 	00:02:10.26	+00:03.43
4	3	GALÁDOVÁ Barbora (18)	CZE 	00:02:11.59	+00:04.76
5	2	WOLGAMONT Elena (17)	USA 	00:02:12.53	+00:05.71
6	8	COX Amber (17)	GBR 	00:02:13.22	+00:06.40
7	9	SMILTNIECE Katrina (17)	LAT 	00:02:13.76	+00:06.94
8	4	RIENAECKER Riecke (17)	GER 	00:02:14.28	+00:07.46
9	1	KALUGINA Maryna (17)	BLR 	00:02:16.32	+00:09.49

0,0 °C

km/h

 Final

## Result 264: FA C1 Women 17 500m

14. 9. 2019 18:04

#	Ln	Boat	Country	Time	Delta
1	4	SURMINA Olga (17)	KAZ 	00:02:26.50	
2	6	DANILCHUK Yeva (17)	BLR 	00:02:26.72	+00:00.22
3	5	IVETT Györy (16)	HUN 	00:02:27.10	+00:00.60
4	7	PRAETZ Elisabeth (17)	GER 	00:02:32.30	+00:05.80
5	2	PENNYFATHER Kate (17)	CAN 	00:02:35.22	+00:08.72
6	10	KLEESCHULTE Marit (17)	GER 	00:02:35.78	+00:09.28
7	8	CAREY Charlotte (17)	GBR 	00:02:36.00	+00:09.50
8	0	RENARD Axelle (17)	FRA 	00:02:36.10	+00:09.60
9	1	IKRÉNIOVÁ Viktória (17)	SVK 	00:02:36.78	+00:10.28
10	3	ANDRADA ALEXIA Serban (17)	HUN 	00:02:38.24	+00:11.74
11	9	JANKOVSKÁ Kristína (17)	SVK 	00:02:39.14	+00:12.64

0,0 °C










km/h

 Final



## Result 265: FB K1 Women 16 500m

14. 9. 2019 18:07

#	Ln	Boat	Country	Time	Delta
1	5	RAGWITZ Gesine (16)	GER 	00:02:09.12	
2	8	MACPHERSON Cassidy (16)	CAN 	00:02:09.46	+00:00.34
3	4	JAGSCH Pauline (16)	GER 	00:02:09.54	+00:00.42
4	9	VALEROSI Margherita (16)	ITA 	00:02:12.90	+00:03.78
5	7	MARCZEWSKA Weronika (16)	POL 	00:02:13.18	+00:04.06
6	6	HERZÁNOVÁ Lucie (16)	CZE 	00:02:13.50	+00:04.38
7	2	ANDERSON Grace (16)	GBR 	00:02:13.96	+00:04.84
8	1	PAVLEŠIN Leona (16)	CRO 	00:02:14.50	+00:05.38
9	3	VRBENSKÁ Kateřina (16)	CZE 	00:02:17.88	+00:08.76










0,0 °C

km/h

 Final

## Result 266: FB K1 Women 15 500m

14. 9. 2019 18:09

#	Ln	Boat	Country	Time	Delta
1	8	BUGÁR Réka (15)	SVK 	00:02:12.52	
2	5	ARMSTRONG Kristina (14)	GBR 	00:02:13.30	+00:00.78
3	6	ROUSSIEKAN Chelsea-Lynn (15)	GER 	00:02:13.66	+00:01.14
4	4	TROKA Oliwia (15)	POL 	00:02:13.98	+00:01.46
5	3	BATES Demi (15)	AUS 	00:02:16.48	+00:03.96
6	7	BASCONCEL Delfina (15)	ARG 	00:02:16.56	+00:04.04
7	1	GADEIKYTĖ Greta (15)	LTU 	00:02:17.04	+00:04.52
8	2	VODIČKOVÁ Klára (15)	CZE 	00:02:18.34	+00:05.82
9	9	KOROTAEVA Alisa (15)	UKR 	00:02:18.56	+00:06.04










0,0 °C

km/h

 Final

## Result 267: FA K1 Women 16 500m

14. 9. 2019 18:12

#	Ln	Boat	Country	Time	Delta
1	6	ANNA Máró (16)	HUN 	00:02:01.34	
2	4	ZSUZSANNA Maricza (16)	HUN 	00:02:03.04	+00:01.70
3	7	PECSUKOVÁ Katarína (16)	SVK 	00:02:05.42	+00:04.08
4	5	DYACHENKO Ivanna (16)	UKR 	00:02:06.12	+00:04.78
5	2	BESHARAH Toshka (16)	CAN 	00:02:06.56	+00:05.22
6	3	JENSEN Katrine (16)	DEN 	00:02:07.06	+00:05.72
7	8	NIELSEN Karoline (16)	DEN 	00:02:07.20	+00:05.86
8	9	BESSA Beatriz (16)	POR 	00:02:08.00	+00:06.66
9	1	GLADKOVA Tatyana (16)	KAZ 	00:02:10.26	+00:08.92

0,0 °C

km/h

 Final



## Result 268: FA C1 Women 16 500m

14. 9. 2019 18:16

#	Ln	Boat	Country	Time	Delta
1	8	BARDANOUSKAYA Anhelina (16)	BLR	00:02:21.44	
2	5	HODGSON-PAGEAU Ella (16)	CAN	00:02:23.42	+00:01.98
3	7	KALYTIUK Vasylyna (16)	UKR	00:02:23.50	+00:02.06
4	4	MCDONALD Evie (16)	CAN	00:02:24.48	+00:03.04
5	3	MARUSAVA Darya (16)	BLR	00:02:27.50	+00:06.06
6	6	GABELUNKE Tabea (16)	GER	00:02:28.24	+00:06.80
7	1	HEIN Zoe (16)	USA	00:02:28.30	+00:06.86
8	2	BRENDA Kálmán (16)	HUN	00:02:28.56	+00:07.12
9	9	FRUZZINA Pál (16)	HUN	00:02:33.86	+00:12.42

0,0 °C

km/h

Final

## Result 269: FA K1 Women 15 500m

14. 9. 2019 18:18

#	Ln	Boat	Country	Time	Delta
1	8	SIDOVÁ Bianka (15)	SVK	00:02:03.68	
2	3	RÉKA Nemes (15)	HUN	00:02:04.72	+00:01.04
3	6	RÉKA Kiskó (15)	HUN	00:02:04.78	+00:01.10
4	4	BRITO Ana (15)	POR	00:02:06.28	+00:02.60
5	5	STANOJEV Dunja (15)	SRB	00:02:07.60	+00:03.92
6	2	DEBRUYNE Christine (15)	BEL	00:02:11.20	+00:07.52
7	1	SIDARAVA Alina (15)	BLR	00:02:11.60	+00:07.92
8	9	ROSSETTI Giada (15)	ITA	00:02:11.78	+00:08.10
9	7	ASKAR Assem (15)	KAZ	00:02:13.86	+00:10.18

0,0 °C

km/h

Final

## Result 270: FA C1 Women 15 500m

14. 9. 2019 18:21

#	Ln	Boat	Country	Time	Delta
1	6	FERNANDES Beatriz (15)	POR	00:02:27.40	
2	7	BOETTCHER Justine (15)	GER	00:02:29.06	+00:01.66
3	4	NALETSKA Hanna (15)	BLR	00:02:31.04	+00:03.64
4	2	CHARAUKO Krystsina (15)	BLR	00:02:32.42	+00:05.02
5	9	TORNOW Chantal (15)	GER	00:02:35.30	+00:07.90
6	8	GRADY Sarah (15)	USA	00:02:37.24	+00:09.84
7	3	ALBRECHT Emma (15)	USA	00:02:39.50	+00:12.10
8	1	JANÁČKOVÁ Denisa (13)	CZE	00:02:39.92	+00:12.52
9	5	SEYDLEWICZ Karolina (15)	POL	00:02:41.04	+00:13.64



0,0 °C

km/h

Final

## Result 271: FB K4 Men 15 - 17 500m

14. 9. 2019 18:23

#	Ln	Boat	Country	Time	Delta
1	4	BOIVIN Mathis (16) BOWRING Isaac (17)	FRA 	00:01:32.18	
2	7	ASKAA Sofus (17) BOCK Gustav (17)	DEN 	00:01:33.44	+00:01.26
3	6	BROCKWAY Jack (17) CLAYTON-HARRIS Ben (16)	GBR 	00:01:34.42	+00:02.24
4	2	CASINHA Pedro (16) DUARTE João (16)	POR 	00:01:35.54	+00:03.36
5	1	BRUKHANSKYI Mykyta (16) MAMCHNKO Oleksii (16)	UKR 	00:01:35.68	+00:03.50
6	8	DUCHINI Gabriele (16) GASPERINI Luca (16)	ITA 	00:01:35.92	+00:03.74
7	9	GLADYKOWSKI Gabriel (16) KOMOROWSKI Igor (16)	POL 	00:01:36.96	+00:04.78
8	5	GRANZAN Petar (16) KELJEVIC Nikola (17)	SRB 	00:01:37.44	+00:05.26
9	3	KAPOUN Miroslav (16) LOŠŤÁK Eduard (15)	CZE 	00:01:38.34	+00:06.16

0,0 °C

km/h



## Result 272: FA K4 Men 15 - 17 500m

14. 9. 2019 18:27

#	Ln	Boat	Country	Time	Delta
1	6	DITTMAR Ferdinand (17) ILLTZ Thorben (17)	GER 	00:01:27.14	
2	9	MACHÁČEK Jan (17) MOUDRÝ Matyáš (17)	CZE 	00:01:28.90	+00:01.76
3	7	LESZCZYNSKI Wiktor (17) NOWACKI Marcin (17)	POL 	00:01:29.68	+00:02.54
4	5	ÁDÁM Kiss (17) ÁRON Nyerges (17)	HUN 	00:01:30.06	+00:02.92
5	4	BARBOTKIN Anton (17) KUZMENKA Yahor (16)	BLR 	00:01:30.32	+00:03.18
6	1	BUTTI Lisandro (17) PEREZ Tomas (17)	ARG 	00:01:30.88	+00:03.74
7	3	DANAŠ Matej (16) ILIAŠ Martin (17)	SVK 	00:01:31.40	+00:04.26
8	8	BRATACH Vitalii (17) DEREZA Anton (17)	UKR 	00:01:32.54	+00:05.40
9	2	CARDANI Cesare (17) PETTINARI Nikos (17)	ITA 	00:01:33.06	+00:05.92



0,0 °C

km/h



## Result 273: FA C4 Men 15 - 17 500m

14. 9. 2019 18:30

#	Ln	Boat	Country	Time	Delta
1	5	JOHANSSON William Birch (17) MOLLER Daniel (17)	DEN 	00:01:43.24	
2	6	AHARODNY Mikita (17) ARTSIUKOUSKI Vikentsi (16)	BLR 	00:01:44.40	+00:01.16
3	2	HOLDAK Krystian (17) KITEWSKI Juliusz (16)	POL 	00:01:44.50	+00:01.26
4	4	ARTEM Chetvertak (17) KUZYK Taras (16)	UKR 	00:01:44.94	+00:01.70

## Result 274: FA K2 Women 17 500m

14. 9. 2019 18:33

#	Ln	Boat	Country	Time	Delta
1	5	CSENGE Boldis (17)	VILLŐ Angyal (17)	HUN 	00:01:51.62
2	4	GALÁDOVÁ Barbora (17)	HÁZOVÁ Adéla (17)	CZE 	00:01:52.34 +00:00.72
3	1	ČULENOVÁ Dagmar (17)	JAKUBISOVÁ Romana (17)	SVK 	00:01:52.48 +00:00.86
4	3	WILDING Kali (17)	WOLGAMONT Elena (17)	USA 	00:01:53.44 +00:01.82
5	6	LILI Szabó (17)	VIKTÓRIA Párdi (17)	HUN 	00:01:54.52 +00:02.90
6	7	GAGGERO Beatrice (17)	INDIANO Martina (17)	ITA 	00:01:54.80 +00:03.18
7	8	ROESSELING Enja (17)	KISCHNICK Lisa Marie (17)	GER 	00:01:55.94 +00:04.32
8	9	DAMJANOV Anja (17)	SARIC Dunja (17)	SRB 	00:01:59.62 +00:08.00
9	2	HORVÁTH Emma (17)	VRECKOVÁ Lívia (17)	SVK 	00:02:03.40 +00:11.78


0,0 °C

km/h

 Final

## Result 275: FA C2 Women 17 500m

14. 9. 2019 18:37

#	Ln	Boat	Country	Time	Delta
1	5	DANILCHUK Yeva (17)	ZHUK Karyna (17)	BLR 	00:02:11.14
2	4	DÓRA Horányi (17)	FANNI Seres (16)	HUN 	00:02:11.64 +00:00.50
3	6	GABELUNKE Tabea (17)	PRAETZ Elisabeth (17)	GER 	00:02:13.94 +00:02.80
4	1	HOLYSH Hanna (17)	TRUSHKINA Yuliya (17)	BLR 	00:02:14.80 +00:03.66
5	8	PENNYFATHER Kate (17)	HODGSON-PAGEAU Ella (16)	CAN 	00:02:16.88 +00:05.74
6	2	IVETT Györy (16)	GRÉTA Györy (16)	HUN 	00:02:19.52 +00:08.38
7	7	AMINA Palamarchuk (17)	POLOVENKO Anastasiia (17)	UKR 	00:02:21.16 +00:10.02
8	3	LOBOZIAK Elzbieta (17)	WISNIEWSKA Weronika (17)	POL 	00:02:25.86 +00:14.72
9	9	IKRÉONIOVÁ Viktória (17)	JANKOVSKÁ Kristína (17)	SVK 	00:02:33.44 +00:22.30

0,0 °C

km/h

 Final

## Result 276: FB K2 Women 15 - 16 500m

14. 9. 2019 18:43

#	Ln	Boat	Country	Time	Delta
1	1	RAMOS Joana (0)	SANTOS Maria (16)	POR 	00:01:58.66
2	4	MIKELJ Manca (16)	MIKELJ Tjaša (15)	SLO 	00:01:58.66
3	6	MARCZEWSKA Weronika (16)	KURPAN Natalia (16)	POL 	00:02:00.18 +00:01.52
4	8	ORKIĆ Antonela (14)	PAVLEŠIN Leona (16)	CRO 	00:02:00.58 +00:01.92
5	3	AVERY Abigail (16)	PEMBLE Rebecca (16)	GBR 	00:02:00.96 +00:02.30
6	9	SELIUKOVA Darya (15)	ZHUROK Dziyana (16)	BLR 	00:02:01.06 +00:02.40
7	5	KOSTYNSKA Karyna (16)	TSARENKO Polina (16)	UKR 	00:02:01.22 +00:02.56
8	7	BATES Demi (15)	RICHARDSON Chaise (16)	AUS 	00:02:05.12 +00:06.46
9	2	BAZZARO Aurora (15)	GREGO Giulia (16)	ITA 	00:02:05.38 +00:06.72

0,0 °C

km/h

 Final

## Result 277: FA K2 Women 15 - 16 500m

14. 9. 2019 18:54

#	Ln	Boat	Country	Time	Delta
1	4	DÓRA Dráviczki (16) ZSUZSANNA Maricza (16)	HUN	00:01:50.98	
2	3	PECSUKOVÁ Katarína (16) SIDOVÁ Bianka (15)	SVK	00:01:52.78	+00:01.80
3	5	ANNA Máró (16) TÜNDE Márton (16)	HUN	00:01:53.62	+00:02.64
4	6	ANDERSEN Mille Bjerremand (16) BLOMGREEN-HANSEN Sofie (16)	DEN	00:01:54.88	+00:03.90
5	2	KRAJEWSKA Julia (16) SZKODZINSKA Martyna (16)	POL	00:01:56.84	+00:05.86
6	9	GRUEN Louisa (15) STRAMKE Vanessa (16)	GER	00:01:57.36	+00:06.38
7	8	ANDERSON Grace (16) ARMSTRONG Alexandra (16)	GBR	00:01:59.42	+00:08.44
8	7	PUDILOVÁ Vladka (16) VRBENSKÁ Kateřina (16)	CZE	00:02:00.12	+00:09.14
9	1	BESHARAH Toshka (16) MACPHERSON Cassidy (16)	CAN	00:02:01.38	+00:10.40

0,0 °C

km/h



## Result 278: FA C2 Women 15 - 16 500m

14. 9. 2019 18:57

#	Ln	Boat	Country	Time	Delta
1	4	LAURA Gönczöl (16) RÉKA Opavszky (16)	HUN	00:02:07.04	
2	6	BRAUN Amelia (16) MARONSKA Natalia (16)	POL	00:02:13.24	+00:06.20
3	2	BARDANOUSKAYA Anhelina (16) NESTSIARENKA Viktoryia (14)	BLR	00:02:13.86	+00:06.82
4	8	KINGA Erős (16) NINA Kuti (16)	HUN	00:02:17.62	+00:10.58
5	3	DABRALIOT Ustsinnia (15) NALETSKA Hanna (15)	BLR	00:02:17.78	+00:10.74
6	1	FECHNER Luiza (16) LACH Kaja (16)	POL	00:02:19.08	+00:12.04
7	9	DI SANTO Michela (15) SCHIFF Jessica (16)	ITA	00:02:21.64	+00:14.60
8	5	TORNOW Chantal (15) HOPPE Lenja (16)	GER	00:02:22.88	+00:15.84
9	7	BURCHARD Lauren (16) DONNELLY Rachael (15)	AUS	00:02:31.28	+00:24.24

0,0 °C

km/h



## Result 279: FA K4 Women 15 - 17 500m

14. 9. 2019 19:26

#	Ln	Boat	Country	Time	Delta
1	5	ADÉL Pető (17) CSENGE Boldis (17)	HUN	00:01:40.09	
2	4	PASSLACK Amy (17) RAGWITZ Gesine (17)	GER	00:01:40.52	+00:00.42
3	1	DIÁNA Tóth (15) LILLA Kovács (15)	HUN	00:01:41.92	+00:01.82
4	7	DEMCHYNA Olha (17) DYACHENKO Ivanna (16)	UKR	00:01:42.34	+00:02.24
5	2	HANSEN Anna Find (17) NIELSEN Karoline (16)	DEN	00:01:42.80	+00:02.70
6	3	ALLENDORF Marie (16) DAMM Estella (17)	GER	00:01:44.47	+00:04.37
7	6	BESSA Beatriz (16) BRITO Ana (15)	POR	00:01:45.00	+00:04.90
8	8	BIERZALO Wiktoria (16) KOSMACZEWSKA Lena (15)	POL	00:01:45.42	+00:05.32
9	9	GAGGERO Beatrice (17) INDIANO Martina (17)	ITA	00:01:47.17	+00:07.07









0,0 °C

km/h



## Result 280: H1 K1 Men 17 200m

15. 9. 2019 8:28

#	Ln	Boat	Country	Time	Delta
1	5	NIGHTINGALE Edward (17)	GBR 	00:00:38.72	
2	4	BELMANS Ferre (17)	BEL 	00:00:39.58	+00:00.86
3	2	CINOVSKIS Zigmars (17)	LAT 	00:00:39.62	+00:00.90
4	8	STOJKOV Miloš (17)	SRB 	00:00:40.02	+00:01.30
5	9	RISTIĆ Miloš (17)	NED 	00:00:40.38	+00:01.66
6	1	ECKER Jonas (17)	USA 	00:00:41.14	+00:02.42
7	7	ADEDAPO Ademola (17)	AUT 	00:00:41.92	+00:03.20
8	3	JACKŪNAS Ignas (17)	LTU 	00:00:43.06	+00:04.34
9	6	PEKHENKO Aleksandr (17)	EST 	00:00:43.84	+00:05.12

0,0 °C

km/h

 1-7 + 1 next BT -> SF

## Result 281: H2 K1 Men 17 200m

15. 9. 2019 8:30

#	Ln	Boat	Country	Time	Delta
1	1	FAVERO Leonardo (17)	ITA 	00:00:39.20	
2	9	VARAPAYEU Mikhail (17)	BLR 	00:00:39.56	+00:00.36
3	6	NOWACKI Marcin (17)	POL 	00:00:39.80	+00:00.60
4	8	BOWRING Isaac (17)	FRA 	00:00:40.88	+00:01.68
5	2	LEVASSEUR Xavier (17)	CAN 	00:00:40.90	+00:01.70
6	4	BUTCHER Samuel (17)	ZAF 	00:00:41.26	+00:02.06
7	7	JANKAUSKAS Augustas (17)	LTU 	00:00:42.18	+00:02.98
8	3	ČERNE Jan (17)	SLO 	00:00:43.84	+00:04.64
9	5	PLYMALE Jackson (17)	USA 	00:00:43.94	+00:04.74


0,0 °C

km/h

 1-7 + 1 next BT -> SF

## Result 282: H3 K1 Men 17 200m

15. 9. 2019 8:33

#	Ln	Boat	Country	Time	Delta
1	1	EGGER Luke (17)	AUS 	00:00:38.62	
2	8	ILLTZ Thorben (17)	GER 	00:00:38.76	+00:00.14
3	7	VOLO Nicolò (17)	ITA 	00:00:39.58	+00:00.96
4	9	PILARZ Wojciech (17)	POL 	00:00:39.64	+00:01.02
5	6	PRICE Jacob (17)	CAN 	00:00:39.68	+00:01.06
6	2	ÁKOS Orosz (17)	HUN 	00:00:39.98	+00:01.36
7	5	VICHEV Valerii (17)	UKR 	00:00:40.48	+00:01.86
8	4	AOKI Mizuki (17)	JPN 	00:00:40.80	+00:02.18
9	3	RAJČIČ Klemen (17)	SLO 	00:00:42.32	+00:03.70

0,0 °C

km/h

 1-7 + 1 next BT -> SF

## Result 283: H4 K1 Men 17 200m

15. 9. 2019 8:35

#	Ln	Boat	Country	Time	Delta
1	1	DITTMAR Ferdinand (17)	GER 	00:00:38.32	
2	2	REMUTA Jakub (17)	CZE 	00:00:38.44	+00:00.12
3	7	KRISTÓF Keresztes (17)	HUN 	00:00:39.02	+00:00.70
4	9	ASKAA Sofus (17)	DEN 	00:00:39.32	+00:01.00
5	3	MESZLÉNYI Márk (17)	SVK 	00:00:39.84	+00:01.52
6	5	MATIAS Sandro (17)	POR 	00:00:39.90	+00:01.58
7	6	FETZIAN Aris (17)	GRE 	00:00:40.52	+00:02.20
8	8	JOHANSSON Jesper (17)	SWE 	00:00:41.24	+00:02.92
9	4	OLEKSANDR Chekhmistrenko (17)	UKR 	00:00:43.08	+00:04.76








0,0 °C

km/h

 1-7 + 1 next BT -> SF

## Result 284: H5 K1 Men 17 200m

15. 9. 2019 8:37

#	Ln	Boat	Country	Time	Delta
1	1	ANTONIJEVIC Djordje (17)	SRB 	00:00:38.88	
2	5	BENDE Adam (17)	SVK 	00:00:39.68	+00:00.80
3	8	SOLNE Lukas (17)	DEN 	00:00:39.96	+00:01.08
4	4	BROCKWAY Jack (17)	GBR 	00:00:40.26	+00:01.38
5	6	JEKABS Kalnenda (17)	LAT 	00:00:40.58	+00:01.70
6	7	VANGEEL Jules (17)	BEL 	00:00:40.76	+00:01.88
7	3	OTTE David (17)	ZAF 	00:00:41.44	+00:02.56
8	2	STAAL Olaf (17)	NED 	00:00:41.56	+00:02.68
9	9	MALESKI Vladimir (17)	MKD 	00:00:42.48	+00:03.60

0,0 °C

km/h

 1-7 + 1 next BT -> SF

## Result 285: H1 C1 Men 17 200m

15. 9. 2019 8:40

#	Ln	Boat	Country	Time	Delta
1	7	JOHANSSON William Birch (17)	DEN 	00:00:45.20	
2	5	BILLARD Andrew (17)	CAN 	00:00:45.62	+00:00.42
3	2	SEGAUX Tom (17)	FRA 	00:00:46.44	+00:01.24
4	1	BALÁZS Pálla (17)	HUN 	00:00:47.92	+00:02.72
5	6	DRI Gabriele (17)	ITA 	00:00:48.04	+00:02.84
6	3	BERONJA Petar (17)	SRB 	00:00:49.06	+00:03.86
7	4	THOMAS William (17)	GBR 	00:00:50.16	+00:04.96








0,0 °C

km/h

 1-6 + 3 next BT -> SF

## Result 286: H2 C1 Men 17 200m

15. 9. 2019 8:42








#	Ln	Boat	Country	Time	Delta
1	3	ALMAGAMBETOV Anuar (17)	KAZ 	00:00:43.40	
2	6	LÉRÁNT Christopher Peter (17)	SVK 	00:00:43.76	+00:00.36
3	5	O'NEILL Matthew (17)	CAN 	00:00:45.28	+00:01.88
4	4	FORTERRE Tom (17)	FRA 	00:00:46.34	+00:02.94
5	1	DÁVID Halász (17)	HUN 	00:00:46.54	+00:03.14
6	7	BUGLAK Večiaslav (17)	LTU 	00:00:47.00	+00:03.60
7	2	TODOROVIC Boris (17)	BIH 	00:00:52.28	+00:08.88

0,0 °C km/h

 1-6 + 3 next BT -> SF

## Result 287: H3 C1 Men 17 200m

15. 9. 2019 8:44







#	Ln	Boat	Country	Time	Delta
1	2	KIZEK Peter (17)	SVK 	00:00:45.54	
2	7	SKIBINSKI Piotr (17)	POL 	00:00:45.72	+00:00.18
3	4	ERCEG Danko (17)	CRO 	00:00:46.34	+00:00.80
4	6	WANSING-DEILMANN Fynn (17)	GER 	00:00:47.28	+00:01.74
5	5	BACÍLEK Lukáš (17)	CZE 	00:00:47.36	+00:01.82
6	1	HARADA Masatoshi (17)	JPN 	00:00:47.56	+00:02.02
7	3	BONDARENKO Oleksandr (17)	UKR 	00:00:47.76	+00:02.22

0,0 °C km/h

 1-6 + 3 next BT -> SF

## Result 288: H4 C1 Men 17 200m

15. 9. 2019 8:46

#	Ln	Boat	Country	Time	Delta
1	4	BECHTOLD Tim (17)	GER 	00:00:44.80	
2	3	LUKAC Joaquin Ezequiel (17)	ARG 	00:00:44.92	+00:00.12
3	1	POLACZEK Milosz (17)	POL 	00:00:45.22	+00:00.42
4	5	NEVE Kristoffer Ravn (17)	DEN 	00:00:45.34	+00:00.54
5	7	SEXTON Camden (17)	USA 	00:00:46.16	+00:01.36
6	2	YAKOVLIEV Serhii (17)	UKR 	00:00:47.28	+00:02.48
7	6	ŠTURSA Otakar (17)	CZE 	00:00:47.62	+00:02.82









0,0 °C km/h

 1-6 + 3 next BT -> SF




## Result 289: H1 K1 Men 16 200m

15. 9. 2019 8:48

#	Ln	Boat	Country	Time	Delta
1	1	BRECIN Jules (16)	FRA 	00:00:38.88	
2	6	PATRIK Kövesdi (16)	HUN 	00:00:39.52	+00:00.64
3	3	ANTENORI Federico (16)	ITA 	00:00:39.78	+00:00.90
4	7	KRISTENSEN Jeppe (16)	DEN 	00:00:39.94	+00:01.06
5	5	LAPCZYNSKI Antoni (16)	POL 	00:00:39.96	+00:01.08
6	2	NIKOLOV Nikolay (16)	BUL 	00:00:40.98	+00:02.10
7	9	STOJANOVIĆ Jakob (16)	SLO 	00:00:40.98	+00:02.10
8	4	MALESKI Nikola (16)	MKD 	00:00:41.76	+00:02.88







0,0 °C

km/h

 1-6 -> SF

## Result 290: H2 K1 Men 16 200m

15. 9. 2019 8:50

#	Ln	Boat	Country	Time	Delta
1	4	GAUDET Ian (16)	CAN 	00:00:38.86	
2	8	KOTHLOW Noah (16)	GER 	00:00:39.80	+00:00.94
3	7	JANOWICZ Dawid (16)	POL 	00:00:39.82	+00:00.96
4	5	BABIĆ Domagoj (16)	CRO 	00:00:39.88	+00:01.02
5	1	PANIZZUTTI Matteo (16)	ITA 	00:00:40.24	+00:01.38
6	3	PITELKA Samuel (16)	SVK 	00:00:40.66	+00:01.80
7	2	MAGRADZE Tengiz (16)	GEO 	00:00:41.64	+00:02.78
8	6	BRATICH Marco (16)	LTU 	00:00:42.80	+00:03.94
9	9	BOKOR NAGY David (16)	CYP 	00:00:44.92	+00:06.06

0,0 °C

km/h

 1-6 -> SF


## Result 291: H3 K1 Men 16 200m

15. 9. 2019 8:52

#	Ln	Boat	Country	Time	Delta
1	8	CASINHA Pedro (16)	POR 	00:00:38.80	
2	2	GUENDL Konrad (16)	GER 	00:00:39.48	+00:00.68
3	3	PODHRADSKÝ Viktor Samuel (16)	SVK 	00:00:39.50	+00:00.70
4	6	JOHNSON Craig (16)	CAN 	00:00:40.72	+00:01.92
5	4	LAGERSTAM Hugo (16)	SWE 	00:00:40.88	+00:02.08
6	1	KAIRYS Heraldas (16)	LTU 	00:00:40.96	+00:02.16
7	5	KUZMENKA Yahor (16)	BLR 	00:00:42.38	+00:03.58
8	7	MACCELARI Matthew (16)	ZAF 	00:00:44.32	+00:05.52

0,0 °C









km/h

 1-6 -> SF




## Result 292: H4 K1 Men 16 200m

15. 9. 2019 8:55









#	Ln	Boat	Country	Time	Delta
1	5	PLATASH Danil (16)	UKR 	00:00:38.88	
2	7	CLAYTON-HARRIS Ben (16)	GBR 	00:00:40.16	+00:01.28
3	1	TERMER Václav (16)	CZE 	00:00:40.40	+00:01.52
4	6	SANTOS Rodrigo (16)	POR 	00:00:40.72	+00:01.84
5	8	BODINE Ashby (16)	USA 	00:00:40.76	+00:01.88
6	2	KARSAKOU Kiryl (16)	BLR 	00:00:41.22	+00:02.34
7	3	HISHIDA Yuan (16)	JPN 	00:00:41.64	+00:02.76
8	4	PERSSON Erik (16)	SWE 	00:00:44.40	+00:05.52

0,0 °C km/h


 1-6 -> SF

## Result 293: H5 K1 Men 16 200m

15. 9. 2019 8:57

#	Ln	Boat	Country	Time	Delta
1	1	TALBERT Sean (16)	USA 	00:00:39.24	
2	8	VALSA Radek (16)	CZE 	00:00:40.16	+00:00.92
3	6	MISKOVIC Marko (16)	SRB 	00:00:40.26	+00:01.02
4	7	WANT Ben (16)	GBR 	00:00:40.44	+00:01.20
5	5	SCHOOLEY Toby (16)	AUS 	00:00:40.52	+00:01.28
6	2	ORERO Manuel Rodrigo (16)	ARG 	00:00:40.70	+00:01.46
7	4	BUHAIIOV Dmytro (16)	UKR 	00:00:41.78	+00:02.54
8	3	PENNINKHOF Jesse (16)	NED 	00:00:44.08	+00:04.84

0,0 °C km/h

 1-6 -> SF

## Result 294: H6 K1 Men 16 200m

15. 9. 2019 8:59





#	Ln	Boat	Country	Time	Delta
1	3	MATSAS Christos (16)	GRE 	00:00:39.48	
2	6	LEVENTE Kurucz (16)	HUN 	00:00:41.24	+00:01.76
3	2	DUMPIS Karlis (16)	LAT 	00:00:41.26	+00:01.78
4	4	ABORG Rasmus (16)	DEN 	00:00:41.28	+00:01.80
5	7	ZHUKOV Andrey (16)	KAZ 	00:00:41.62	+00:02.14
6	5	ORLOV Albert (16)	EST 	00:00:43.84	+00:04.36
7	8	LOOIJ Lance (16)	NED 	00:00:45.44	+00:05.96

0,0 °C km/h

 1-6 -> SF

## Result 295: H1 C1 Men 16 200m

15. 9. 2019 9:01








#	Ln	Boat	Country	Time	Delta
1	3	ZUBOK Aliaksandr (16)	BLR 	00:00:48.02	
2	1	KALATININS Antons (16)	LAT 	00:00:48.22	+00:00.20
3	2	BOICHUT Simon (16)	FRA 	00:00:48.64	+00:00.62
4	4	ŠAKINIS Edvinas (16)	LTU 	00:00:49.22	+00:01.20
5	7	KIMBERLEY Maxim (16)	GBR 	00:00:49.70	+00:01.68
6	5	XAVER Huber (16)	AUT 	00:00:51.50	+00:03.48
7	6	PETKOVIC Uros (16)	SRB 	00:00:53.20	+00:05.18

0,0 °C km/h

 1-6 + 3 next BT -> SF

## Result 296: H2 C1 Men 16 200m

15. 9. 2019 9:04








#	Ln	Boat	Country	Time	Delta
1	3	ARTSIUKOUSKI Vikentsi (16)	BLR 	00:00:43.62	
2	6	FERRERO Filippo (16)	ITA 	00:00:45.16	+00:01.54
3	7	YURII Shutiak (16)	UKR 	00:00:45.92	+00:02.30
4	2	GRAHAM Kieran (16)	CAN 	00:00:46.34	+00:02.72
5	1	MAGNET Nathan (16)	FRA 	00:00:47.06	+00:03.44
6	5	KITEWSKI Juliusz (16)	POL 	00:00:47.12	+00:03.50
7	4	KUNOVSKÝ Matúš (16)	SVK 	00:00:47.98	+00:04.36

0,0 °C km/h

 1-6 + 3 next BT -> SF

## Result 297: H3 C1 Men 16 200m

15. 9. 2019 9:06








#	Ln	Boat	Country	Time	Delta
1	2	KUZYK Taras (16)	UKR 	00:00:45.34	
2	6	TETTINGER Petr (16)	CZE 	00:00:45.70	+00:00.36
3	4	SADOWSKI Damian (16)	POL 	00:00:45.96	+00:00.62
4	7	ETLICH Erik (16)	GER 	00:00:46.10	+00:00.76
5	3	BENCE Kuska (16)	HUN 	00:00:46.96	+00:01.62
6	1	CORSO Andrea (16)	ITA 	00:00:47.84	+00:02.50
7	5	RENG Marcus (16)	DEN 	00:00:49.90	+00:04.56

0,0 °C km/h

 1-6 + 3 next BT -> SF

## Result 298: H4 C1 Men 16 200m

15. 9. 2019 9:08









#	Ln	Boat	Country	Time	Delta
1	4	MAEDA Takumi (16)	JPN 	00:00:46.10	
2	7	FRENZEL Henri (16)	GER 	00:00:46.72	+00:00.62
3	2	GOLOVAČ Artūras (16)	LTU 	00:00:47.00	+00:00.90
4	5	GERGÓ Rumi (16)	HUN 	00:00:47.04	+00:00.94
5	1	SILVA Diogo (16)	POR 	00:00:48.96	+00:02.86
6	6	MARTINSONS Valters (16)	LAT 	00:00:49.12	+00:03.02
7	3	SEDLÁK Jiří (16)	CZE 	00:00:49.18	+00:03.08

0,0 °C km/h

 1-6 + 3 next BT -> SF

## Result 299: H1 K1 Men 15 200m

15. 9. 2019 9:10







#	Ln	Boat	Country	Time	Delta
1	3	ZSOMBOR Kispál (15)	HUN 	00:00:40.88	
2	6	HARDWICK Daniel (15)	AUS 	00:00:40.98	+00:00.10
3	1	MANFREDA Matevž (15)	SLO 	00:00:41.02	+00:00.14
4	8	LEASK Finlay (15)	ZAF 	00:00:41.72	+00:00.84
5	7	PYTLAK Tomasz (15)	POL 	00:00:41.76	+00:00.88
6	4	HRÁBEK Lukáš (14)	CZE 	00:00:42.04	+00:01.16
7	2	MUDRYK Maksym (15)	UKR 	00:00:42.86	+00:01.98
8	5	NIKOLAOU Rafail (0)	CYP 	00:00:44.62	+00:03.74

0,0 °C km/h

 1-7 + 1 next BT -> SF

## Result 300: H2 K1 Men 15 200m

15. 9. 2019 9:13









#	Ln	Boat	Country	Time	Delta
1	8	KAJDANEK Jaroslaw (15)	POL 	00:00:40.12	
2	7	BRYDE Nikolaj (15)	DEN 	00:00:40.74	+00:00.62
3	6	MAXIM Marosfalvi (15)	HUN 	00:00:41.70	+00:01.58
4	4	LOŠŤÁK Eduard (15)	CZE 	00:00:42.22	+00:02.10
5	3	IWASE Tomoya (14)	JPN 	00:00:44.18	+00:04.06
6	5	MAVER Rok (15)	SLO 	00:00:44.32	+00:04.20
7	2	NAZARENKO Erasts (15)	LAT 	00:00:44.40	+00:04.28

0,0 °C km/h

 1-7 + 1 next BT -> SF

## Result 301: H3 K1 Men 15 200m

15. 9. 2019 9:15

#	Ln	Boat	Country	Time	Delta
1	6	CHRISTODOULOU Christos (15)	CYP 	00:00:40.74	
2	7	VARGHA Boris (15)	SVK 	00:00:40.98	+00:00.24
3	3	TORRES TOLEDO Luka Valentino (15)	ARG 	00:00:41.26	+00:00.52
4	2	PICHANCOURT Arthur (15)	FRA 	00:00:42.08	+00:01.34
5	4	FERREIRA Adolfo (15)	POR 	00:00:42.54	+00:01.80
6	5	VINCANS Ilja (15)	LAT 	00:00:43.08	+00:02.34
7	8	LIPOVAC Luka (14)	CRO 	00:00:44.66	+00:03.92
8	1	KOLELIS Lukas (15)	LTU 	00:00:44.82	+00:04.08








0,0 °C

km/h

 1-7 + 1 next BT -> SF

## Result 302: H4 K1 Men 15 200m

15. 9. 2019 9:17

#	Ln	Boat	Country	Time	Delta
1	6	ZAPF Florian (15)	GER 	00:00:39.70	
2	5	MALCHYNSKI Daniil (15)	BLR 	00:00:40.70	+00:01.00
3	3	DEL TORO Agustin (15)	ARG 	00:00:40.92	+00:01.22
4	1	STOJKOVIČ David (15)	SVK 	00:00:40.96	+00:01.26
5	7	JEFTIC Mihajlo (15)	SRB 	00:00:41.70	+00:02.00
6	8	NOREIKIS Henrikas (15)	LTU 	00:00:42.10	+00:02.40
7	4	MUCELLI Tommaso (15)	ITA 	00:00:42.52	+00:02.82








0,0 °C

km/h

 1-7 + 1 next BT -> SF

## Result 303: H5 K1 Men 15 200m

15. 9. 2019 9:19

#	Ln	Boat	Country	Time	Delta
1	4	JOVANOVIĆ Aleksandar (15)	SRB 	00:00:40.14	
2	3	ZHURAU LI OU Maksim (14)	BLR 	00:00:40.72	+00:00.58
3	2	KOPACZEWSKI Max (15)	GER 	00:00:41.64	+00:01.50
4	7	KUTSENKO Danil (15)	UKR 	00:00:41.72	+00:01.58
5	1	MAGNATTA Andrea (15)	ITA 	00:00:42.30	+00:02.16
6	6	SCHENK Vaughn (15)	USA 	00:00:42.40	+00:02.26
7	5	PRIVETT Matthew (15)	ZAF 	00:00:44.50	+00:04.36









0,0 °C

km/h

 1-7 + 1 next BT -> SF


## Result 304: H1 C1 Men 15 200m

15. 9. 2019 9:21

#	Ln	Boat	Country	Time	Delta
1	3	BENEDEK SÁNDOR Nemes-Nagy (15)	HUN 	00:00:46.12	
2	1	GUDIJUS Lukas (15)	LTU 	00:00:48.20	+00:02.08
3	4	SIERADZAN Kacper (15)	POL 	00:00:48.34	+00:02.22
4	5	PIGEON Austin (15)	CAN 	00:00:48.44	+00:02.32
5	6	HAMAMOTO Shiryu (15)	JPN 	00:00:48.88	+00:02.76
6	2	KORN Leo (15)	GER 	00:00:48.98	+00:02.86
7	8	GALVAN Jake (15)	USA 	00:00:49.16	+00:03.04
8	7	FOMENKO Andrejs (15)	LAT 	00:00:54.00	+00:07.88








0,0 °C

km/h

 1 -> F, 2-7 -> SF


## Result 305: H2 C1 Men 15 200m

15. 9. 2019 9:23

#	Ln	Boat	Country	Time	Delta
1	7	CHUYANAU Yahor (15)	BLR 	00:00:44.40	
2	2	ANTROPOV Danilo (15)	UKR 	00:00:45.88	+00:01.48
3	1	TOEPEL David (15)	GER 	00:00:46.12	+00:01.72
4	4	MILO Vojtěch (15)	CZE 	00:00:47.92	+00:03.52
5	3	GESUALDI Giorgio (15)	ITA 	00:00:47.94	+00:03.54
6	6	PSOTNÝ Adam (15)	SVK 	00:00:53.00	+00:08.60
7	5	HUSTON Drew (15)	USA 	00:00:53.34	+00:08.94







0,0 °C

km/h

 1 -> F, 2-7 -> SF


## Result 306: H3 C1 Men 15 200m

15. 9. 2019 9:25

#	Ln	Boat	Country	Time	Delta
1	1	TSIVTSIVADZE Aleksandre (15)	GEO 	00:00:43.44	
2	4	LÉRÁNT Lucas (15)	SVK 	00:00:45.48	+00:02.04
3	5	BENDEGÚZ Böszörményi (15)	HUN 	00:00:46.16	+00:02.72
4	6	JANĎOUREK Šimon (15)	CZE 	00:00:47.18	+00:03.74
5	7	IKSELIS Arturs (15)	LAT 	00:00:47.54	+00:04.10
6	3	VOLKOV Andrej (15)	LTU 	00:00:48.80	+00:05.36










0,0 °C

km/h

 1 -> F, 2-7 -> SF

## Result 307: H1 K1 Women 17 200m

15. 9. 2019 9:35

#	Ln	Boat	Country	Time	Delta
1	4	GAGGERO Beatrice (17)	ITA 	00:00:45.92	
2	1	WOLGAMONT Elena (17)	USA 	00:00:46.16	+00:00.24
3	7	WALIGORA Weronika (17)	POL 	00:00:46.66	+00:00.74
4	2	KAVOURA Markela-Nina (17)	GRE 	00:00:46.98	+00:01.06
5	8	HERMELI Gabriela (17)	CZE 	00:00:47.10	+00:01.18
6	6	VAN DER KWARTEL Alisa (17)	AUS 	00:00:48.42	+00:02.50
7	3	YURKEVYCH Anastasiia (17)	UKR 	00:00:48.58	+00:02.66
8	5	VODOPIVEC Neja (17)	SLO 	00:00:48.72	+00:02.80
9	9	MAURER Elsa (17)	AUT 	00:00:49.04	+00:03.12









0,0 °C

km/h

 1-6 + 3 next BT -> SF

## Result 308: H2 K1 Women 17 200m

15. 9. 2019 9:37

#	Ln	Boat	Country	Time	Delta
1	1	MILTHERS Sara (17)	DEN 	00:00:43.78	
2	2	GALÁDOVÁ Barbora (17)	CZE 	00:00:44.88	+00:01.10
3	5	VANDA Zupkó (17)	HUN 	00:00:44.90	+00:01.12
4	3	GEORGIEVA Yoana (17)	BUL 	00:00:45.54	+00:01.76
5	6	ČULENOVÁ Dagmar (17)	SVK 	00:00:45.70	+00:01.92
6	7	WOJCIECHOWSKA Natalia (17)	POL 	00:00:46.18	+00:02.40
7	4	OSA Margarita (17)	LAT 	00:00:47.62	+00:03.84
8	8	WILSON Jade (17)	ZAF 	00:00:56.68	+00:12.90






0,0 °C

km/h

 1-6 + 3 next BT -> SF

## Result 309: H3 K1 Women 17 200m

15. 9. 2019 9:40

#	Ln	Boat	Country	Time	Delta
1	6	BAJUK Anastazija (17)	SRB 	00:00:43.60	
2	5	SZABINA Szellák (17)	HUN 	00:00:44.74	+00:01.14
3	3	JAKUBISOVÁ Romana (17)	SVK 	00:00:45.54	+00:01.94
4	7	PASSLACK Amy (17)	GER 	00:00:45.78	+00:02.18
5	4	DAVIDSON Angelina (17)	CAN 	00:00:46.02	+00:02.42
6	8	REINHOLT Astrid (17)	DEN 	00:00:46.40	+00:02.80
7	2	BREIDAKA Linda (17)	LAT 	00:00:47.64	+00:04.04
8	1	SATO Natsu (17)	JPN 	00:00:48.24	+00:04.64

0,0 °C

km/h

 1-6 + 3 next BT -> SF

## Result 310: H4 K1 Women 17 200m

15. 9. 2019 9:44

#	Ln	Boat	Country	Time	Delta
1	3	PETROVIC Zeljana (17)	SRB 	00:00:43.72	
2	5	ROESSELING Elin (17)	GER 	00:00:45.82	+00:02.10
3	6	WILDING Kali (17)	USA 	00:00:45.88	+00:02.16
4	4	UBERTI Alice (17)	ITA 	00:00:46.74	+00:03.02
5	1	DEL VALLE Sofia Valentina (17)	ARG 	00:00:47.16	+00:03.44
6	8	WESTWATER Brooke (17)	CAN 	00:00:47.92	+00:04.20
7	2	ALIEKSIEIENKO Khrystyna (17)	UKR 	00:00:48.40	+00:04.68
	7	KALUGINA Maryna (17)	BLR 	DNS	








0,0 °C

km/h

 1-6 + 3 next BT -> SF


## Result 311: H1 C1 Women 17 200m

15. 9. 2019 9:46

#	Ln	Boat	Country	Time	Delta
1	2	PENNYFATHER Kate (17)	CAN 	00:00:52.62	
2	1	TRUSHKINA Yuliya (17)	BLR 	00:00:53.64	+00:01.02
3	7	RENARD Axelle (17)	FRA 	00:00:54.42	+00:01.80
4	5	CAREY Charlotte (17)	GBR 	00:00:55.12	+00:02.50
5	6	HIOKI Yu (17)	JPN 	00:00:56.50	+00:03.88
6	3	MUSIALSKA Wiktoria (17)	POL 	00:00:57.28	+00:04.66
7	4	SCHUETTE Becca (17)	USA 	00:01:01.06	+00:08.44







0,0 °C

km/h

 1 -> F, 2-7 -> SF


## Result 312: H2 C1 Women 17 200m

15. 9. 2019 9:49

#	Ln	Boat	Country	Time	Delta
1	1	SURMINA Olga (17)	KAZ 	00:00:50.82	
2	2	JANKOVSKÁ Kristína (17)	SVK 	00:00:52.50	+00:01.68
3	5	SHAROVA Valeriia (17)	UKR 	00:00:53.38	+00:02.56
4	3	DÓRA Horányi (17)	HUN 	00:00:54.04	+00:03.22
5	4	KLEESCHULTE Marit (17)	GER 	00:00:55.50	+00:04.68
6	6	ČERNOTSKÁ Vendula (17)	CZE 	00:00:57.44	+00:06.62

0,0 °C

km/h


 1 -> F, 2-7 -> SF

## Result 313: H3 C1 Women 17 200m

15. 9. 2019 9:51










#	Ln	Boat	Country	Time	Delta
1	5	ZHUK Karyna (17)	BLR 	00:00:50.24	
2	7	IVETT Györy (16)	HUN 	00:00:52.98	+00:02.74
3	6	PRAETZ Elisabeth (17)	GER 	00:00:54.08	+00:03.84
4	4	WISNIEWSKA Weronika (17)	POL 	00:00:54.84	+00:04.60
5	2	IKRÉNIOVÁ Viktória (17)	SVK 	00:00:55.46	+00:05.22
6	1	POLOVENKO Anastasiia (17)	UKR 	00:00:56.40	+00:06.16
7	3	KRAUSOVÁ Alena (17)	CZE 	00:01:00.98	+00:10.74

0,0 °C km/h


 1 -> F, 2-7 -> SF

## Result 314: H1 K1 Women 16 200m

15. 9. 2019 9:53



#	Ln	Boat	Country	Time	Delta
1	5	ANNA Máró (16)	HUN 	00:00:46.22	
2	4	RADOVANOVIC Jovana (16)	SRB 	00:00:47.50	+00:01.28
3	9	PEMBLE Rebecca (16)	GBR 	00:00:47.60	+00:01.38
4	6	ADJAD Catalina (16)	ARG 	00:00:49.20	+00:02.98
5	3	MUSTAFIC Adela (16)	AUT 	00:00:49.44	+00:03.22
6	7	KERGE Säde Lee (16)	EST 	00:00:49.68	+00:03.46
7	1	RUPENOVIC Isabelle (16)	AUS 	00:00:49.96	+00:03.74
8	8	LATENSTEIN VAN VOORST Odette (16)	NED 	00:00:50.00	+00:03.78
9	2	KANAJEVA Ieva Rozanna (16)	LAT 	00:00:52.08	+00:05.86

0,0 °C km/h


 1-6 -> SF

## Result 315: H2 K1 Women 16 200m

15. 9. 2019 9:55

#	Ln	Boat	Country	Time	Delta
1	1	WINTHER Stella Glüsing (16)	DEN 	00:00:45.84	
2	3	ZSUZSANNA Maricza (16)	HUN 	00:00:45.98	+00:00.14
3	8	GLADKOVA Tatyana (16)	KAZ 	00:00:46.80	+00:00.96
4	2	CHARAYRON Romane (16)	FRA 	00:00:46.82	+00:00.98
5	5	MIKELJ Manca (16)	SLO 	00:00:47.80	+00:01.96
6	7	STRODE Santa (16)	LAT 	00:00:48.06	+00:02.22
7	6	GAUBE Katharina (16)	AUT 	00:00:49.20	+00:03.36
8	4	DROSOU Vasiliki-Kalliopi (16)	GRE 	00:00:50.68	+00:04.84
9	9	RADOVANOVIC Milica (16)	BIH 	00:00:53.78	+00:07.94









0,0 °C km/h

 1-6 -> SF




## Result 316: H3 K1 Women 16 200m

15. 9. 2019 9:57

#	Ln	Boat	Country	Time	Delta
1	6	JENSEN Katrine (16)	DEN 	00:00:44.56	
2	3	BESHARAH Toshka (16)	CAN 	00:00:45.98	+00:01.42
3	7	PECSUKOVÁ Katarína (16)	SVK 	00:00:46.34	+00:01.78
4	5	FRANCESCHI Alice (16)	ITA 	00:00:46.42	+00:01.86
5	4	KURPAN Natalia (16)	POL 	00:00:46.78	+00:02.22
6	2	CONRADIE Lizanne (16)	ZAF 	00:00:47.92	+00:03.36
7	8	SESMAT Louise (16)	FRA 	00:00:48.58	+00:04.02
8	1	ĆERIĆ Hana (16)	CRO 	00:00:50.92	+00:06.36









0,0 °C

km/h

 1-6 -> SF


## Result 317: H4 K1 Women 16 200m

15. 9. 2019 9:59

#	Ln	Boat	Country	Time	Delta
1	4	DAMM Estella (15)	GER 	00:00:46.96	
2	6	SZKODZINSKA Martyna (16)	POL 	00:00:47.02	+00:00.06
3	5	PAVLEŠIN Leona (16)	CRO 	00:00:47.12	+00:00.16
4	8	MACPHERSON Cassidy (16)	CAN 	00:00:47.28	+00:00.32
5	2	ZEMÁNKOVÁ Hana (16)	SVK 	00:00:47.32	+00:00.36
6	7	GYERTYANFFY Eva (16)	ITA 	00:00:49.04	+00:02.08
7	3	GODDEN Alexa (16)	ZAF 	00:00:50.02	+00:03.06
8	1	SRIVKINAITĖ Gabrielė (16)	LTU 	00:00:51.92	+00:04.96









0,0 °C

km/h

 1-6 -> SF

## Result 318: H5 K1 Women 16 200m

15. 9. 2019 10:01

#	Ln	Boat	Country	Time	Delta
1	2	ALLENDORF Marie (16)	GER 	00:00:46.66	
2	4	RAMOS Joana (16)	POR 	00:00:46.88	+00:00.22
3	7	PUDILOVÁ Vlad'ka (16)	CZE 	00:00:47.62	+00:00.96
4	6	HRYHORIEVA Veronika (16)	UKR 	00:00:48.08	+00:01.42
5	5	KELLEY Frankie (16)	USA 	00:00:48.24	+00:01.58
6	3	ZHUROK Dziyana (16)	BLR 	00:00:48.26	+00:01.60
7	1	HANSSON NOREFJORD Julia (16)	SWE 	00:00:49.84	+00:03.18
8	8	ISOBE Rio (16)	JPN 	00:00:50.64	+00:03.98

0,0 °C

km/h

 1-6 -> SF


## Result 319: H6 K1 Women 16 200m

15. 9. 2019 10:03

#	Ln	Boat	Country	Time	Delta
1	3	DYACHENKO Ivanna (16)	UKR 	00:00:44.84	
2	1	MLADENOVIC Jovana (16)	SRB 	00:00:46.08	+00:01.24
3	2	VRBENSKÁ Kateřina (16)	CZE 	00:00:47.28	+00:02.44
4	6	ARMSTRONG Alexandra (16)	GBR 	00:00:47.88	+00:03.04
5	5	GARRO Juliana (16)	ARG 	00:00:48.32	+00:03.48
6	8	THIESSEN Audrey (16)	USA 	00:00:48.38	+00:03.54
7	7	RICHARDSON Chaise (16)	AUS 	00:00:49.10	+00:04.26
8	4	RÅSTEN LILJA Klara (16)	SWE 	00:00:49.78	+00:04.94








0,0 °C

km/h

 1-6 -> SF


## Result 320: H1 C1 Women 16 200m

15. 9. 2019 10:06

#	Ln	Boat	Country	Time	Delta
1	6	FANNI Seres (16)	HUN 	00:00:50.46	
2	4	MCDONALD Evie (16)	CAN 	00:00:51.52	+00:01.06
3	1	MARUSAVA Darya (16)	BLR 	00:00:54.04	+00:03.58
4	2	SCHIFF Jessica (16)	ITA 	00:00:57.56	+00:07.10
5	3	KOČANDRLOVÁ Viktorie (16)	CZE 	00:00:59.44	+00:08.98
6	7	KAVALIAUSKAITĖ Gabrielė (16)	LTU 	00:01:02.34	+00:11.88
7	5	ŠOLTÉS Kristína (16)	SVK 	00:01:07.80	+00:17.34









0,0 °C

km/h

 1 -> F, 2-7 -> SF


## Result 321: H2 C1 Women 16 200m

15. 9. 2019 10:08

#	Ln	Boat	Country	Time	Delta
1	4	HODGSON-PAGEAU Ella (16)	CAN 	00:00:46.98	
2	5	HEIN Zoe (16)	USA 	00:00:48.56	+00:01.58
3	6	SULABERIDZE Lidia (16)	GEO 	00:00:50.80	+00:03.82
4	3	BARDANOUSKAYA Anhelina (16)	BLR 	00:00:52.12	+00:05.14
5	8	FECHNER Luiza (16)	POL 	00:00:52.16	+00:05.18
6	7	DHE Ombeline (16)	FRA 	00:00:53.06	+00:06.08
7	2	ANNABELLA Szabó (16)	HUN 	00:00:53.92	+00:06.94
8	1	BEZNIUK Kateryna (16)	UKR 	00:00:54.56	+00:07.58







0,0 °C

km/h

 1 -> F, 2-7 -> SF


## Result 322: H3 C1 Women 16 200m

15. 9. 2019 10:10

#	Ln	Boat	Country	Time	Delta
1	1	BRAUN Amelia (16)	POL 	00:00:52.48	
2	6	KALYTIUK Vasylyna (16)	UKR 	00:00:52.86	+00:00.38
3	2	GABELUNKE Tabea (16)	GER 	00:00:54.82	+00:02.34
4	3	NORTH Kelly (16)	USA 	00:00:55.90	+00:03.42
5	4	BURCHARD Lauren (16)	AUS 	00:00:56.38	+00:03.90
6	7	TILLEROVÁ Andrea (16)	CZE 	00:00:58.90	+00:06.42









0,0 °C

km/h

 1 -> F, 2-7 -> SF

## Result 323: H1 K1 Women 15 200m

15. 9. 2019 10:11

#	Ln	Boat	Country	Time	Delta
1	6	STUPAK Anastasiia (15)	BLR 	00:00:46.44	
2	8	ARMSTRONG Kristina (14)	GBR 	00:00:47.02	+00:00.58
3	4	TRAKALOVÁ Tatiana (15)	SVK 	00:00:47.04	+00:00.60
4	1	BRITO Ana (15)	POR 	00:00:47.16	+00:00.72
5	2	POTSIURKO Sofiia (14)	UKR 	00:00:47.30	+00:00.86
6	3	LAZZARINI Linda (15)	ITA 	00:00:48.62	+00:02.18
7	5	DIMITROVA Vanesa (15)	BUL 	00:00:50.54	+00:04.10
8	7	MATSUTAKE Sakura (15)	JPN 	00:00:50.66	+00:04.22









0,0 °C

km/h

 1-7 + 1 next BT -> SF

## Result 324: H2 K1 Women 15 200m

15. 9. 2019 10:13

#	Ln	Boat	Country	Time	Delta
1	3	PESIC Vladana (15)	SRB 	00:00:46.36	
2	5	CLARKSON Hannah (15)	GBR 	00:00:47.38	+00:01.02
3	1	VODIČKOVÁ Klára (15)	CZE 	00:00:48.16	+00:01.80
4	2	BASCONCEL Delfina (15)	ARG 	00:00:48.22	+00:01.86
5	6	SIDOVÁ Bianka (15)	SVK 	00:00:48.38	+00:02.02
6	8	BATES Demi (15)	AUS 	00:00:49.58	+00:03.22
7	4	NUROVA Polina (15)	UKR 	00:00:49.78	+00:03.42
8	7	VAN BOMMEL Iris (15)	NED 	00:00:50.84	+00:04.48









0,0 °C

km/h

 1-7 + 1 next BT -> SF

## Result 325: H3 K1 Women 15 200m

15. 9. 2019 10:16

#	Ln	Boat	Country	Time	Delta
1	8	STANOJEV Dunja (15)	SRB 	00:00:45.26	
2	4	RÉKA Kiskó (15)	HUN 	00:00:47.12	+00:01.86
3	7	PETRÁČKOVÁ Magdalena (15)	CZE 	00:00:47.60	+00:02.34
4	3	ASKAR Assem (15)	KAZ 	00:00:48.68	+00:03.42
5	6	BISGAARD Johanne (15)	DEN 	00:00:49.52	+00:04.26
6	1	IMAKA Aelita (15)	LAT 	00:00:50.18	+00:04.92
7	5	THOMOPOULOU Odysseia (15)	GRE 	00:00:50.64	+00:05.38
8	2	GLIGOREVIC Zorana (15)	BIH 	00:00:58.18	+00:12.92







0,0 °C

km/h

 1-7 + 1 next BT -> SF

## Result 326: H4 K1 Women 15 200m

15. 9. 2019 10:18

#	Ln	Boat	Country	Time	Delta
1	6	GRÉTA Kertész (15)	HUN 	00:00:47.16	
2	2	KOSMACZEWSKA Lena (15)	POL 	00:00:47.48	+00:00.32
3	4	MILTHERS Eva (15)	DEN 	00:00:48.96	+00:01.80
4	7	SOKOLOVA Margarita (15)	LAT 	00:00:49.00	+00:01.84
5	3	MIKELJ Tjaša (15)	SLO 	00:00:49.38	+00:02.22
6	5	JANSEN VAN VUUREN Helen (15)	ZAF 	00:00:53.30	+00:06.14








0,0 °C

km/h

 1-7 + 1 next BT -> SF

## Result 327: H5 K1 Women 15 200m

15. 9. 2019 10:20

#	Ln	Boat	Country	Time	Delta
1	3	DEBRUYNE Christine (15)	BEL 	00:00:47.26	
2	2	ROSSETTI Giada (15)	ITA 	00:00:47.48	+00:00.22
3	1	GRUEN Louisa (15)	GER 	00:00:48.14	+00:00.88
4	6	GADEIKYTÉ Greta (15)	LTU 	00:00:49.00	+00:01.74
5	5	TROKA Oliwia (15)	POL 	00:00:49.44	+00:02.18
6	7	FRANCA Tia (15)	SLO 	00:00:53.00	+00:05.74
7	4	MAHWAYI Tinyiko (15)	ZAF 	00:01:00.02	+00:12.76

0,0 °C

km/h

 1-7 + 1 next BT -> SF


## Result 328: H1 C1 Women 15 200m

15. 9. 2019 10:22

#	Ln	Boat	Country	Time	Delta
1	3	GRADY Sarah (15)	USA 	00:00:55.30	
2	8	JANÁČKOVÁ Denisa (13)	CZE 	00:00:57.50	+00:02.20
3	7	FUNTAK Ana (15)	CRO 	00:00:59.12	+00:03.82
4	5	DI SANTO Michela (15)	ITA 	00:00:59.20	+00:03.90
5	2	KORDALSKA Oliwia (15)	POL 	00:00:59.38	+00:04.08
6	6	NICOT Amélie (15)	FRA 	00:01:03.10	+00:07.80
7	4	DONNELLY Rachael (15)	AUS 	00:01:04.26	+00:08.96
8	1	BALÁŽOVÁ Tamara (15)	SVK 	00:01:05.30	+00:10.00

0,0 °C

km/h

 1 -> F, 2-7 -> SF


## Result 329: H2 C1 Women 15 200m

15. 9. 2019 10:24

#	Ln	Boat	Country	Time	Delta
1	2	CHARAUKO Krystsina (15)	BLR 	00:00:53.92	
2	8	BOETTCHER Justine (15)	GER 	00:00:54.18	+00:00.26
3	3	JANATOVÁ Adéla (15)	CZE 	00:00:58.54	+00:04.62
4	7	SEYDLEWICZ Karolina (15)	POL 	00:00:59.40	+00:05.48
5	5	KATA Hegedűs (15)	HUN 	00:00:59.52	+00:05.60
6	6	MACIŪTĖ Neda (14)	LTU 	00:01:01.22	+00:07.30
7	4	ARAKI Shizuki (15)	JPN 	00:01:02.56	+00:08.64
8	1	HAMROZYOVA Vanesa (15)	SVK 	00:01:05.38	+00:11.46








0,0 °C

km/h

 1 -> F, 2-7 -> SF


## Result 330: H3 C1 Women 15 200m

15. 9. 2019 10:26

#	Ln	Boat	Country	Time	Delta
1	4	FERNANDES Beatriz (15)	POR 	00:00:53.12	
2	1	IRYNA Fedoriv (14)	UKR 	00:00:55.52	+00:02.40
3	2	ALBRECHT Emma (15)	USA 	00:00:55.66	+00:02.54
4	6	NESTSIARENKA Viktoryia (14)	BLR 	00:00:56.12	+00:03.00
5	5	HOPPE Lenja (16)	GER 	00:00:56.98	+00:03.86
6	7	ENIKŐ Kemenes (15)	HUN 	00:00:59.58	+00:06.46
7	3	FICHEUX Anna (15)	FRA 	00:01:03.62	+00:10.50

0,0 °C

km/h

 1 -> F, 2-7 -> SF


## Result 331: H1 K2 Men 17 200m

15. 9. 2019 10:28

#	Ln	Boat	Country	Time	Delta
1	5	ZYCHOWICZ Adrian (17) LESZCZYNSKI Wiktor (17)	POL 	00:00:35.76	
2	3	BROILI Riccardo (17) SOMMAROLI Filippo (17)	ITA 	00:00:35.80	+00:00.04
3	7	ILIAŠ Martin (17) MESZLÉNYI Márk (17)	SVK 	00:00:36.08	+00:00.32
4	1	BARBOTKIN Anton (17) MELNIK Vitali (17)	BLR 	00:00:36.26	+00:00.50
5	2	CADDELL Jasper (17) MCMULLEN Colin (17)	USA 	00:00:37.10	+00:01.34
6	9	OTTE David (17) MALHERBE Jordy (17)	ZAF 	00:00:37.66	+00:01.90
7	4	LEVASSEUR Xavier (17) PRICE Jacob (17)	CAN 	00:00:38.82	+00:03.06
8	6	JACKŪNAS Ignas (17) NEMANIUS Domas (17)	LTU 	00:00:39.14	+00:03.38
9	8	ORLOV Albert (16) PEKHENKO Aleksandr (17)	EST 	00:00:39.96	+00:04.20



0,0 °C

km/h

 1 -> F, 2-7 -> SF


## Result 332: H2 K2 Men 17 200m

15. 9. 2019 10:30

#	Ln	Boat	Country	Time	Delta
1	5	CSONGOR Kurdi (17) ZSIGMOND Takács (17)	HUN 	00:00:35.00	
2	6	MACHÁČEK Jan (17) PODRASKÝ Patrik (17)	CZE 	00:00:35.68	+00:00.68
3	7	DEREZA Anton (17) TKACHUK Vadym (17)	UKR 	00:00:35.88	+00:00.88
4	8	KRISTENSEN Jeppe (16) SOLNE Lukas (17)	DEN 	00:00:36.84	+00:01.84
5	3	CARDANI Cesare (17) PETTINARI Nikos (17)	ITA 	00:00:37.26	+00:02.26
6	4	BOCK Gustav (17) KNUDSEN Philip (17)	DEN 	00:00:37.30	+00:02.30
7	1	BRETSCHER Cornel (17) DONHAUSER Donat (17)	SUI 	00:00:38.38	+00:03.38
8	2	MALESKI Vladimír (17) MALESKI Nikola (16)	MKD 	00:00:39.22	+00:04.22

0,0 °C

km/h

 1 -> F, 2-7 -> SF


## Result 333: H3 K2 Men 17 200m

15. 9. 2019 10:32

#	Ln	Boat	Country	Time	Delta
1	6	SPECHT Simon (17) HEUSER Niklas (17)	GER 	00:00:34.96	
2	3	ÁKOS Orosz (17) KRISTÓF Keresztes (17)	HUN 	00:00:35.58	+00:00.62
3	5	HADNADJEV Aleksandar (17) RADOVIĆ Relja (17)	SRB 	00:00:36.50	+00:01.54
4	4	BEVIN Chauncey (17) WURTS Ryan (17)	USA 	00:00:36.56	+00:01.60
5	1	HEDIN Eric (17) JOHANSSON Jesper (17)	SWE 	00:00:37.34	+00:02.38
6	7	JEKABS Kalnenda (17) MELDERIS Augusts (17)	LAT 	00:00:38.98	+00:04.02
7	2	BERGNER Aivar (17) JANKAUSKAS Augustas (17)	LTU 	00:00:39.26	+00:04.30







0,0 °C

km/h

 1 -> F, 2-7 -> SF


## Result 334: H1 C2 Men 17 200m

15. 9. 2019 10:35

#	Ln	Boat	Country	Time	Delta
1	7	NEVE Kristoffer Ravn (17) SCALES William Anker (17)	DEN 	00:00:40.62	
2	2	BILLARD Andrew (17) O'NEILL Matthew (17)	CAN 	00:00:41.98	+00:01.36
3	1	KRZYZANOWSKI Krystian (17) POLACZEK Milosz (17)	POL 	00:00:42.38	+00:01.76
4	5	KUEHNEL Ari (17) OTT Lennart (17)	GER 	00:00:43.38	+00:02.76
5	4	CESTRA Andrea (17) CORBANESE Valentino (17)	ITA 	00:00:43.64	+00:03.02
6	3	BENCE Tarsoly (17) NOEL Kopányi (17)	HUN 	00:00:44.70	+00:04.08
7	6	YAKOVLEV Serhii (17) MOROZIUK Bohdan (17)	UKR 	00:00:45.78	+00:05.16

0,0 °C

km/h

 1-3 -> F, 4-7 + 1 next BT -> SF


## Result 335: H2 C2 Men 17 200m

15. 9. 2019 10:37

#	Ln	Boat	Country	Time	Delta
1	7	HALUBETS Andrei (17) ROSKACH Maksim (17)	BLR 	00:00:42.10	
2	3	HOLDAK Krystian (17) MICHALAK Gracjan (16)	POL 	00:00:42.36	+00:00.26
3	5	MEDINS Nils (17) SEVCOVS Jurijs (17)	LAT 	00:00:42.78	+00:00.68
4	6	FORTERRE Tom (17) SEGAUX Tom (17)	FRA 	00:00:43.12	+00:01.02
5	2	BELTRAMINI Mauro (17) DRI Gabriele (17)	ITA 	00:00:44.54	+00:02.44
6	1	ANDRÁS Vajkay (17) DOMONKOS Buday (17)	HUN 	00:00:44.64	+00:02.54

0,0 °C

km/h

 1-3 -> F, 4-7 + 1 next BT -> SF

## Result 336: H1 K2 Men 15 - 16 200m

15. 9. 2019 10:40

#	Ln	Boat	Country	Time	Delta
1	6	BUHAIIOV Dmytro (16) NEZHEVENKO Danilo (16)	UKR 	00:00:37.26	
2	8	ATTILA Tótpeti (16) LEVENTE Kurucz (16)	HUN 	00:00:37.76	+00:00.50
3	4	PIZARRO Piero (16) TOLEDO Fermin (16)	ARG 	00:00:37.92	+00:00.66
4	2	GAUDET Ian (16) JOHNSON Craig (16)	CAN 	00:00:38.20	+00:00.94
5	1	LAGERSTAM Hugo (16) PERSSON Erik (16)	SWE 	00:00:39.84	+00:02.58
6	5	AUTUKHOV Daniil (15) YERMOLENKA Dzianis (15)	BLR 	00:00:40.08	+00:02.82
7	7	FERREIRA Adolfo (15) SANTOS Rodrigo (16)	POR 	00:00:40.58	+00:03.32

0,0 °C

km/h

 1-7 + 1 next BT -> SF

## Result 337: H2 K2 Men 15 - 16 200m

15. 9. 2019 10:42

#	Ln	Boat	Country	Time	Delta
1	8	KAPOUN Miroslav (16) VALSA Radek (16)	CZE 	00:00:37.48	
2	7	PEDERSEN Mark (16) SCHAUFUSS Oskar (16)	DEN 	00:00:37.54	+00:00.06
3	6	ÁDÁM Morek (16) ÁKOS Lévai (16)	HUN 	00:00:37.58	+00:00.10
4	1	HINVES Xavier (16) TARVER Zachary (16)	GBR 	00:00:39.08	+00:01.60
5	3	DEL TORO Agustin (15) EYLER Bruno (15)	ARG 	00:00:39.30	+00:01.82
6	4	GRCIC Nemanja (15) KONECKI Kristijan (16)	SRB 	00:00:40.24	+00:02.76
7	5	KNOPS Kristaps Matias (16) ZUJEVS Davis (16)	LAT 	00:00:40.42	+00:02.94
8	2	KOCK Robbie (16) PENNINKHOF Jesse (16)	NED 	00:00:40.44	+00:02.96


0,0 °C

km/h

 1-7 + 1 next BT -> SF

## Result 338: H3 K2 Men 15 - 16 200m

15. 9. 2019 10:46

#	Ln	Boat	Country	Time	Delta
1	1	KAIRYS Heraldas (16) SAKALAIUSKAS Rytis (16)	LTU 	00:00:36.64	
2	6	BOOTH Toby (16) WANT Ben (16)	GBR 	00:00:36.92	+00:00.28
3	3	ARAR Ivan Fran (16) BABIĆ Domagoj (16)	CRO 	00:00:37.98	+00:01.34
4	4	NINKOVIC Stefan (16) PAL OPAUSKI Peter (16)	SRB 	00:00:38.74	+00:02.10
5	2	JANSONS Lauris (15) JIRGENSONS Martins (15)	LAT 	00:00:39.28	+00:02.64
6	5	JAHODA Filip (15) NIEBAUER Jakub (15)	CZE 	00:00:39.54	+00:02.90
7	7	BENETOS Konstantinos (16) MATSAS Christos (16)	GRE 	00:00:40.24	+00:03.60
8	8	NIKOLAOU Rafail (0) BOKOR NAGY David (16)	CYP 	00:00:41.06	+00:04.42

0,0 °C

km/h

 1-7 + 1 next BT -> SF

## Result 339: H4 K2 Men 15 - 16 200m

15. 9. 2019 10:48

#	Ln	Boat	Country	Time	Delta
1	6	BASTIAENS Rafaël (16) DRAGONETTI Mattis (15)	BEL 	00:00:34.50	
2	7	CAGÁÑ Samuel (16) STOJKOVIČ David (15)	SVK 	00:00:34.82	+00:00.32
3	3	CHRISTODOULOU Christos (0) IRAKLEOUS Aris (16)	CYP 	00:00:35.38	+00:00.88
4	1	MUCELLI Tommaso (15) SPADACINI Achille (15)	ITA 	00:00:35.62	+00:01.12
5	2	BOIVIN Mathis (16) BREVIN Jules (16)	FRA 	00:00:36.14	+00:01.64
6	4	BUDRYS Laurynas (16) ŠLIČIUS Arūnas (16)	LTU 	00:00:36.40	+00:01.90
7	5	KAJDANEK Jaroslav (15) PYTLAK Tomasz (15)	POL 	00:00:36.76	+00:02.26

0,0 °C







km/h

 1-7 + 1 next BT -> SF



## Result 340: H5 K2 Men 15 - 16 200m

15. 9. 2019 10:49

#	Ln	Boat	Country	Time	Delta
1	5	GASPERINI Luca (16) PANIZZUTTI Matteo (16)	ITA 	00:00:36.20	
2	4	KOTHLOW Noah (16) ZAPF Florian (15)	GER 	00:00:38.34	+00:02.14
3	1	KOMOROWSKI Igor (16) GLADYKOWSKI Gabriel (16)	POL 	00:00:39.04	+00:02.84
4	2	LEASK Finlay (15) PRIVETT Matthew (15)	ZAF 	00:00:40.50	+00:04.30
5	6	HURYN Ivan (15) MALCHYNSKI Daniil (15)	BLR 	00:00:41.06	+00:04.86
6	7	BOEHOLT Dylan (16) BOYD Nate (16)	USA 	00:00:41.30	+00:05.10
7	3	BREZITSKYI Oleksandr (15) MUDRYK Maksym (15)	UKR 	00:00:50.30	+00:14.10

0,0 °C

km/h

 1-7 + 1 next BT -> SF


## Result 341: H1 C2 Men 15 - 16 200m

15. 9. 2019 10:51

#	Ln	Boat	Country	Time	Delta
1	4	GOLOVAČ Artūras (16) SERAFINAS Ignas (16)	LTU 	00:00:43.52	
2	8	GRAHAM Kieran (16) PIGEON Austin (15)	CAN 	00:00:44.36	+00:00.84
3	6	ZSOMBOR Simon (16) ZSOMBOR Somogyi (16)	HUN 	00:00:45.82	+00:02.30
4	1	MARIAN Reka (16) OLEH Pater (16)	UKR 	00:00:46.14	+00:02.62
5	7	BOICHUT Simon (16) MAGNET Nathan (16)	FRA 	00:00:46.24	+00:02.72
6	2	PSOTNÝ Adam (15) STOLÁRIK Peter (16)	SVK 	00:00:47.52	+00:04.00
7	5	CORSO Andrea (16) GESUALDI Giorgio (15)	ITA 	00:00:52.28	+00:08.76



0,0 °C

km/h

 1 -> F, 2-7 -> SF


## Result 342: H2 C2 Men 15 - 16 200m

15. 9. 2019 10:53

#	Ln	Boat	Country	Time	Delta
1	3	ARTSIUKOUSKI Vikentsi (16) ZUBOK Aliaksandr (16)	BLR 	00:00:41.36	
2	7	KOHLÉN Christoph (16) SCHIEWECK Erik (16)	GER 	00:00:44.28	+00:02.92
3	4	GRUNTE Karlis (16) IKSELIS Arturs (15)	LAT 	00:00:45.84	+00:04.48
4	6	MALOVIC Mihajlo (15) TOVARLAZA Mihajlo (16)	SRB 	00:00:46.96	+00:05.60
5	5	KOŠNAR Adam (15) SEDLÁK Jiří (16)	CZE 	00:00:47.90	+00:06.54
6	2	BUDIONOV Jevgenij (15) KOVALIOV Denis (15)	LTU 	00:00:47.94	+00:06.58
7	1	BLANCK Benji (15) HUSTON Drew (15)	USA 	00:00:48.76	+00:07.40








0,0 °C


km/h

 1 -> F, 2-7 -> SF

## Result 343: H3 C2 Men 15 - 16 200m








15. 9. 2019 10:55


#	Ln	Boat	Country	Time	Delta
1	6	KUZYK Taras (16)	YURI Shutiak (16)	UKR 	00:00:43.12
2	7	BURKANAU Ilya (16)	TSIKHANAU Valiantsin (16)	BLR 	+00:00.24
3	5	KITEWSKI Juliusz (16)	SADOWSKI Damian (16)	POL 	+00:00.40
4	2	JAHODA Richard (16)	KUNOVSKÝ Matúš (16)	SVK 	+00:02.90
5	1	BENCE Repei (16)	ISTVÁN Lasztóczy (16)	HUN 	+00:03.20
6	3	LEJEUNE Alexandre (16)	WAEKENS Laelien (16)	FRA 	+00:04.32
7	4	UZULNIEKS Arturs Daniels (15)	ZUBE Artis (16)	LAT 	+00:07.54

0,0 °C km/h  1 -> F, 2-7 -> SF

## Result 344: H1 K2 Women 17 200m







15. 9. 2019 10:57


#	Ln	Boat	Country	Time	Delta
1	7	ROESSELING Enja (17)	RIENAECKER Riecke (17)	GER 	00:00:42.12
2	3	SZABINA Szellák (17)	LAURA Ujfalvi (16)	HUN 	+00:00.04
3	2	HORVÁTH Emma (17)	VRECKOVÁ Lívia (17)	SVK 	+00:01.82
4	4	MINACCI Carola (17)	SIENA Federica (17)	ITA 	+00:02.00
5	5	WOJCIECHOWSKA Natalia (17)	SZEWCZYK Patrycja (17)	POL 	+00:03.44
6	1	OSA Margarita (17)	RITUMA Reina (17)	LAT 	+00:03.74
7	6	KUSAKA Ten (17)	NOSKOFF Sierra (17)	USA 	+00:07.70

0,0 °C km/h  1-3 -> F, 4-7 + 1 next BT -> SF

## Result 345: H2 K2 Women 17 200m

15. 9. 2019 10:59

#	Ln	Boat	Country	Time	Delta
1	2	CSENGE Kulcsár (17)	FATIME Fülöp (17)	HUN 	00:00:40.80
2	1	ČULENOVÁ Dagmar (17)	JAKUBISOVÁ Romana (17)	SVK 	+00:00.92
3	6	GUADAGNINI Aurora (17)	UBERTI Alice (17)	ITA 	+00:02.20
4	3	COX Amber (17)	HIPKINS Kate (17)	GBR 	+00:02.52
5	4	VAN DER KWARTEL Alisa (17)	WILLS-GRACE Phoebe (17)	AUS 	+00:03.60
6	5	HANSSON NOREFJORD Julia (17)	WEDEBRAND Martina (17)	SWE 	+00:07.22

0,0 °C km/h  1-3 -> F, 4-7 + 1 next BT -> SF

## Result 346: H1 C2 Women 17 200m






15. 9. 2019 11:02


#	Ln	Boat	Country	Time	Delta
1	1	GÖNCZÖL Laura (17)	OPAVSZKY Réka (17)	HUN 	00:00:47.20
2	4	DANILCHUK Yeva (17)	ZHUK Karyna (17)	BLR 	+00:01.76
3	5	PRAETZ Elisabeth (17)	KLEESCHULTE Marit (17)	GER 	+00:03.72
4	2	IKRÉONIOVÁ Viktória (17)	JANKOVSKÁ Kristína (17)	SVK 	+00:04.88
5	3	AMINA Palamarchuk (17)	POLOVENKO Anastasiia (17)	UKR 	+00:05.92
6	6	KOČANDRLOVÁ Viktorie (17)	KRAUSOVÁ Alena (17)	CZE 	+00:06.22

0,0 °C km/h  1-3 + 3 next BT -> F

## Result 347: H2 C2 Women 17 200m

15. 9. 2019 11:03

#	Ln	Boat	Country	Time	Delta
1	4	HOLYSH Hanna (17)	TRUSHKINA Yuliya (17)	BLR 	00:00:48.88
2	5	DÓRA Horányi (17)	FANNI Seres (16)	HUN 	00:00:48.98 +00:00.10
3	2	RENARD Axelle (17)	DHE Ombeline (16)	FRA 	00:00:51.54 +00:02.66
4	3	LOBOZIAK Elzbieta (17)	WISNIEWSKA Weronika (17)	POL 	00:00:53.04 +00:04.16
5	1	SCHUETTE Becca (17)	SCHUETTE Helen (17)	USA 	00:00:54.44 +00:05.56

0,0 °C km/h  1-3 + 3 next BT -> F

## Result 348: H1 K2 Women 15 - 16 200m


15. 9. 2019 11:05

#	Ln	Boat	Country	Time	Delta
1	1	SHURPACH Marharyta (15)	SIDARAVA Alina (15)	BLR 	00:00:43.60
2	5	ANNA Máró (16)	TÜNDE Márton (16)	HUN 	00:00:43.62 +00:00.02
3	7	HERZÁNOVÁ Lucie (16)	PETRÁČKOVÁ Magdalena (15)	CZE 	00:00:45.18 +00:01.58
4	2	KOSTYNSKA Karyna (16)	TSARENKO Polina (16)	UKR 	00:00:45.34 +00:01.74
5	4	RÁSTEN LILJA Klara (16)	THOR Agnes (16)	SWE 	00:00:49.08 +00:05.48
	6	SZKODZINSKA Martyna (16)	KOSMACZEWSKA Lena (15)	POL 	DNS

0,0 °C km/h  1-6 + 3 next BT -> SF

## Result 349: H2 K2 Women 15 - 16 200m







15. 9. 2019 11:08


#	Ln	Boat	Country	Time	Delta
1	5	DÓRA Dráviczki (16)	ZSUZSANNA Maricza (16)	HUN 	00:00:42.00
2	4	SELIUKOVA Anastasiya (15)	SELIUKOVA Darya (15)	BLR 	00:00:43.14 +00:01.14
3	2	POJARKOVA Sammera (16)	VĪKSNE Elizabeta (16)	LAT 	00:00:43.22 +00:01.22
4	3	AVERY Abigail (16)	PEMBLE Rebecca (16)	GBR 	00:00:43.36 +00:01.36
5	7	BESSA Beatriz (16)	SANTOS Maria (16)	POR 	00:00:43.56 +00:01.56
6	1	VODIČKOVÁ Klára (15)	ZVĚŘOVÁ Kristýna (15)	CZE 	00:00:44.42 +00:02.42
7	6	CONRADIE Lizanne (16)	GODDEN Alexa (16)	ZAF 	00:00:47.84 +00:05.84

0,0 °C km/h  1-6 + 3 next BT -> SF

## Result 350: H3 K2 Women 15 - 16 200m

15. 9. 2019 11:10

#	Ln	Boat	Country	Time	Delta
1	7	ANDERSEN Mille Bjerremund (16)	BLOMGREEN-HANSEN Sofie (16)	DEN 	00:00:43.30
2	4	GRATTON Annaelle (16)	LACOSTE Emma (16)	FRA 	00:00:44.04 +00:00.74
3	5	BUGÁR Réka (15)	SIDOVÁ Bianka (15)	SVK 	00:00:44.88 +00:01.58
4	3	GREEN Amy (15)	ANDERSON Grace (16)	GBR 	00:00:45.26 +00:01.96
5	1	CONTENTO Giulia (15)	GREGO Giulia (16)	ITA 	00:00:45.40 +00:02.10
6	2	ĆERIĆ Hana (16)	JANA Vuković (15)	CRO 	00:00:47.92 +00:04.62
7	6	JOKOZELA Thembelihle (15)	MAHWAYI Tinyiko (15)	ZAF 	00:01:00.42 +00:17.12

0,0 °C km/h  1-6 + 3 next BT -> SF

## Result 351: H4 K2 Women 15 - 16 200m

15. 9. 2019 11:11

#	Ln	Boat	Country	Time	Delta
1	3	KURPAN Natalia (16)	KRAJEWSKA Julia (16)	POL 	00:00:42.92
2	4	ALLENDORF Marie (16)	JAGSCH Pauline (16)	GER 	+00:00.86
3	1	BERGENDI Sofia (15)	TRAKALOVÁ Tatiana (15)	SVK 	+00:01.10
4	5	ORKIĆ Antonela (14)	PAVLEŠIN Leona (16)	CRO 	+00:01.62
5	2	CHIABERGE Laura (16)	FRANCESCHI Alice (16)	ITA 	+00:01.80
6	6	BASCONCEL Delfina (15)	GARRO Juliana (16)	ARG 	+00:02.04
7	7	KUODYTĖ Gabija (16)	SRIVKINAITĖ Gabrielė (16)	LTU 	+00:05.48

0,0 °C

km/h

 1-6 + 3 next BT -> SF


## Result 352: H1 C2 Women 15 - 16 200m

15. 9. 2019 11:13

#	Ln	Boat	Country	Time	Delta
1	8	HODGSON-PAGEAU Ella (16)	MCDONALD Evie (16)	CAN 	00:00:49.00
2	5	BOETTCHER Justine (15)	GABELUNKE Tabea (16)	GER 	+00:00.94
3	6	DABRALIOT Ustsinnia (15)	NALETSKA Hanna (15)	BLR 	+00:02.18
4	9	KINGA Erős (16)	NINA Kuti (16)	HUN 	+00:02.36
5	4	FECHNER Luiza (16)	MARONSKA Natalia (16)	POL 	+00:02.94
6	7	DI SANTO Michela (15)	SCHIFF Jessica (16)	ITA 	+00:03.52
7	3	TILLEROVÁ Andrea (16)	VAŇOURKOVÁ Markéta (16)	CZE 	+00:04.54
8	2	BURCHARD Lauren (16)	DONNELLY Rachael (15)	AUS 	+00:06.16
9	1	NORTH Kelly (16)	SETTLE Meisi (16)	USA 	+00:06.44

0,0 °C

km/h

 1-3 -> F, 4-7 + 1 next BT -> SF


## Result 353: H2 C2 Women 15 - 16 200m

15. 9. 2019 11:15

#	Ln	Boat	Country	Time	Delta
1	2	BRAUN Amelia (16)	LACH Kaja (16)	POL 	00:00:50.10
2	7	TORNOW Chantal (15)	HOPPE Lenja (16)	GER 	+00:00.44
3	8	BARDANOUSKAYA Anhelina (16)	NESTSIARENKA Viktoryia (14)	BLR 	+00:00.54
4	3	IRYNA Fedoriv (14)	KHRYSTYNA Osipchuk (15)	UKR 	+00:01.56
5	1	BRENDA Kálmán (16)	ZSÓFIA Csorba (16)	HUN 	+00:02.42
6	4	ALBRECHT Emma (15)	GRADY Sarah (15)	USA 	+00:04.04
7	6	FICHEUX Anna (15)	NICOT Amélie (15)	FRA 	+00:09.20
8	5	HAMROZYOVA Vanesa (15)	ŠOLTÉS Kristína (16)	SVK 	+00:09.74

0,0 °C

km/h

 1-3 -> F, 4-7 + 1 next BT -> SF


## Result 354: H1 K4 Men 15 - 17 200m

15. 9. 2019 11:20

#	Ln	Boat	Country	Time	Delta
1	5	DITTMAR Ferdinand (17) ILLTZ Thorben (17)	GER 	00:00:32.34	
2	2	BARBOTKIN Anton (17) KUZMENKA Yahor (16)	BLR 	00:00:33.36	+00:01.02
3	9	ABORG Rasmus (16) ASKAA Sofus (17)	DEN 	00:00:33.78	+00:01.44
4	6	KAPOUN Miroslav (16) MOUDRÝ Matyáš (17)	CZE 	00:00:33.92	+00:01.58
5	8	BRUKHANSKYI Mykyta (16) KUTSENKO Danil (15)	UKR 	00:00:34.52	+00:02.18
6	3	CASINHA Pedro (16) DUARTE João (16)	POR 	00:00:34.60	+00:02.26
7	1	ANTENORI Federico (16) DUCHINI Gabriele (16)	ITA 	00:00:34.96	+00:02.62
8	4	BEVIN Chauncey (17) MAJUMDAR Philip (16)	USA 	00:00:35.50	+00:03.16
9	7	BOKOR NAGY David (16) CHRISTODOULOU Christos (15)	CYP 	00:00:37.18	+00:04.84


0,0 °C

km/h

 1 -> F, 2-7 -> SF


## Result 355: H2 K4 Men 15 - 17 200m

15. 9. 2019 11:22

#	Ln	Boat	Country	Time	Delta
1	3	BROILI Riccardo (17) FAVERO Leonardo (17)	ITA 	00:00:33.62	
2	7	BOWRING Isaac (17) HAVET Jean (16)	FRA 	00:00:33.94	+00:00.32
3	4	DANAŠ Matej (16) ILIAŠ Martin (17)	SVK 	00:00:34.00	+00:00.38
4	9	BARSZCZEWSKI Lukasz (16) JANUSZ Dawid (16)	POL 	00:00:34.72	+00:01.10
5	5	ALSBERGS Juris (16) DUMPIS Karlis (16)	LAT 	00:00:34.78	+00:01.16
6	2	BUDRYS Laurynas (16) PETRAUSKIS Matas (17)	LTU 	00:00:36.68	+00:03.06
7	6	LEASK Finlay (15) MACCELARI Matthew (16)	ZAF 	00:00:36.72	+00:03.10
8	8	AUTUKHOV Daniil (15) HURYN Ivan (15)	BLR 	00:00:37.60	+00:03.98
	1	ÁKOS Orosz (17) CSONGOR Kurdi (17)	HUN 	DSQ	váha

0,0 °C

km/h

 1 -> F, 2-7 -> SF

## Result 356: H3 K4 Men 15 - 17 200m

15. 9. 2019 11:23

#	Ln	Boat	Country	Time	Delta
1	5	BRATACH Vitalii (17) DEREZA Anton (17)	UKR 	00:00:33.76	
2	3	BUTTI Lisandro (17) PEREZ Tomas (17)	ARG 	00:00:33.92	+00:00.16
3	6	KOPACZEWSKI Max (17) WINKELMANN Anton (16)	GER 	00:00:34.38	+00:00.62
4	4	BRUNEVICS Janis Reinis (17) JUSTS Ingus (17)	LAT 	00:00:35.24	+00:01.48


## Result 357: H1 C4 Men 15 - 17 200m

15. 9. 2019 11:25

#	Ln	Boat	Country	Time	Delta
1	8	HOLDAK Krystian (17) KITEWSKI Juliusz (16)	MICHALAK Gracjan (16) SADOWSKI Damian (16) POL 	00:00:38.30	
2	4	JOHANSSON William Birch (17) MOLLER Daniel (17)	RENG Marcus (16) SCALES William Anker (17) DEN 	00:00:38.52	+00:00.22
3	3	CALÒ Edoardo (17) CHIELLO Alessandro (16)	FERRERO Filippo (16) FERRERO Francesco (16) ITA 	00:00:38.82	+00:00.52
4	1	KIZEK Peter (17) KRASŇANSKÝ Matej (17)	LÉRÁNT Christopher Peter (17) STOLÁRIK Peter (16) SVK 	00:00:38.86	+00:00.56
5	2	BECHTOLD Tim (17) ETLICH Erik (16)	WANSING-DEILMANN Fynn (17) FRENZEL Henri (16) GER 	00:00:39.08	+00:00.78
6	9	BOTOND Megyesi (15) CSANÁD Molnár (15)	LEVENTE Gyányi (15) ZOLTÁN Bakos (15) HUN 	00:00:39.24	+00:00.94
7	5	BACÍLEK Lukáš (17) DOKTOR Tomáš (15)	ŠTURSA Otakar (17) TETTINGER Petr (16) CZE 	00:00:39.36	+00:01.06
8	6	BONDARENKO Oleksandr (17) MARIAN Reka (16)	OLEH Pater (16) SHVORAK Anatolii (16) UKR 	00:00:39.74	+00:01.44
9	7	BUDIONOV Jevgenij (15) GOLOVAČ Artūras (16)	KOVALIOV Denis (15) ŠAKINIS Edvinas (16) LTU 	00:00:44.54	+00:06.24

0,0 °C

km/h

 1-3 -> F, 4-7 + 1 next BT -> SF


## Result 358: H2 C4 Men 15 - 17 200m

15. 9. 2019 11:27

#	Ln	Boat	Country	Time	Delta
1	5	ARTEM Chetvertak (17) KUZYK Taras (16)	SEMENIUK Taras (16) YURII Shutiak (16) UKR 	00:00:39.48	
2	6	CHUYANAU Yahor (15) ROSKACH Maksim (17)	TSIKHANAU Valiantsin (16) ZHUKAVETS Mikalai (15) BLR 	00:00:39.90	+00:00.42
3	2	BELTRAMINI Mauro (17) CESTRA Andrea (17)	CORBANESE Valentino (17) DRI Gabriele (17) ITA 	00:00:40.60	+00:01.12
4	4	ANDRÁS Vajkay (17) BENCE Tarsoly (17)	DOMONKOS Buday (17) NOEL Kopányi (17) HUN 	00:00:41.66	+00:02.18
5	7	KRZYŻANOWSKI Krystian (17) POLACZEK Miłosz (17)	SKIBINSKI Piotr (17) SIERADZAN Kacper (15) POL 	00:00:42.06	+00:02.58
6	1	KUNOVSKÝ Matúš (16) LÉRÁNT Lucas (15)	PSOTNÝ Adam (15) SZOBOLOVSZKY Michal (16) SVK 	00:00:42.72	+00:03.24
7	3	BRAZYS Irmantas (17) DIKŠAS Saulius (14)	SKARULSKIS Mantas (15) VANAGAS Enrikas (14) LTU 	00:00:55.94	+00:16.46




0,0 °C

km/h

 1-3 -> F, 4-7 + 1 next BT -> SF

## Result 359: H1 K4 Women 15 - 17 200m

15. 9. 2019 11:43

#	Ln	Boat	Country	Time	Delta
1	7	HANSEN Anna Find (17) JENSEN Katrine (16)	MILTHERS Sara (17) WINTHER Stella Glüsing (16) DEN 	00:00:37.12	
2	5	DAMM Estella (17) PASSLACK Amy (17)	RAGWITZ Gesine (17) ROESSELING Elin (17) GER 	00:00:38.56	+00:01.44
3	3	SELIUKOVA Anastasiya (15) SELIUKOVA Darya (15)	SHURPACH Marharyta (15) ZHUROK Dziyana (16) BLR 	00:00:40.32	+00:03.20
4	1	KURPAN Natalia (16) WALIGORA Weronika (17)	BIERZALO Wiktoria (16) SZKODZINSKA Martyna (16) POL 	00:00:40.34	+00:03.22
5	2	BESHARAH Toshka (16) DAVIDSON Angelina (17)	MACPHERSON Cassidy (16) WESTWATER Brooke (17) CAN 	00:00:40.60	+00:03.48
6	4	POJARKOVA Sammera (16)	STRODE Santa (16) LAT 	00:00:41.50	+00:04.38



## Result 360: H2 K4 Women 15 - 17 200m

15. 9. 2019 11:46

#	Ln	Boat	Country	Time	Delta	
1	3	CSENGE Kulcsár (17) FATIME Fülöp (17)	GVENDOLIN Buday (16) VILLÓ Angyal (17)	HUN 	00:00:38.70	
2	8	BESSA Beatriz (16) BRITO Ana (15)	RAMOS Joana (0) SANTOS Maria (16)	POR 	00:00:39.38	+00:00.68
3	4	GYERTYANFFY Clara (16) GYERTYANFFY Eva (16)	LAZZARINI Linda (15) STAGNI Stefania (16)	ITA 	00:00:39.54	+00:00.84
4	5	HÁZOVÁ Adéla (17) HERMELI Gabriela (17)	PUDILOVÁ Vladka (16) VRBENSKÁ Kateřina (16)	CZE 	00:00:39.56	+00:00.86
5	2	GRUEN Louisa (15) STRAMKE Vanessa (16)	ROUSSIEKAN Chelsea-Lynn (15) KISCHNICK Lisa Marie (17)	GER 	00:00:40.28	+00:01.58
6	1	IOSKA Natallia (17) KALUGINA Maryna (17)	SIDARAVA Alina (15) SINKEL Liudmila (17)	BLR 	00:00:40.82	+00:02.12
7	7	ALIEKSIENKO Khrystyna (17) HRYHORIEVA Veronika (16)	KOROTAEVA Alisa (15) YURKEVYCH Anastasiia (17)	UKR 	00:00:41.36	+00:02.66

0,0 °C      km/h       1 -> F, 2-7 -> SF

## Result 361: H3 K4 Women 15 - 17 200m

15. 9. 2019 11:49

#	Ln	Boat	Country	Time	Delta	
1	2	GAGGERO Beatrice (17) INDIANO Martina (17)	MINACCI Carola (17) SIENA Federica (17)	ITA 	00:00:39.04	
2	7	CHARAYRON Romane (16) GRATTON Annaelle (16)	LACOSTE Emma (16) SESMAT Louise (16)	FRA 	00:00:39.32	+00:00.28
3	8	DIÁNA Tóth (15) GRÉTA Kertész (15)	LILLA Kovács (15) NAPSUGÁR Fodor (15)	HUN 	00:00:40.92	+00:01.88
4	1	ČULENOVÁ Dagmar (17) HORVÁTH Emma (17)	SIDOVÁ Bianka (15) VRECKOVÁ Lívia (17)	SVK 	00:00:41.62	+00:02.58
5	4	RICHARDSON Chaise (16) RUPENOVIC Isabelle (16)	VAN DER KWARTEL Alisa (17) WILLS-GRACE Phoebe (17)	AUS 	00:00:42.00	+00:02.96
6	3	MAHYR Khrystyna (15) NUROVA Polina (15)	POTSIURKO Sofiia (14) VASYLIV Olha (15)	UKR 	00:00:42.48	+00:03.44
7	5	ELLIOTT Caitlin (16) MTHABELA Kefiloe Sisanda (15)	WILSON Jade (17) GODDEN Alexa (16)	ZAF 	00:00:47.36	+00:08.32
	6	KRAJEWSKA Julia (16) MARCZEWSKA Weronika (16)	WOJCIECHOWSKA Natalia (17) MAJEWSKA Oliwia (16)	POL 	DNS	

0,0 °C      km/h       1 -> F, 2-7 -> SF

## Result 362: SF1 K1 Men 17 200m

15. 9. 2019 12:00

#	Ln	Boat	Country	Time	Delta
1	4	ANTONIJEVIC Djordje (17)	SRB 	00:00:36.90	
2	5	NIGHTINGALE Edward (17)	GBR 	00:00:37.20	+00:00.30
3	6	REMUTA Jakub (17)	CZE 	00:00:37.38	+00:00.48
4	8	ÁKOS Orosz (17)	HUN 	00:00:37.58	+00:00.68
5	3	ASKAA Sofus (17)	DEN 	00:00:38.80	+00:01.90
6	7	LEVASSEUR Xavier (17)	CAN 	00:00:39.16	+00:02.26
7	2	RISTIĆ Miloš (17)	NED 	00:00:39.84	+00:02.94
8	9	OTTE David (17)	ZAF 	00:00:40.08	+00:03.18
9	1	JANKAUSKAS Augustas (17)	LTU 	00:00:41.38	+00:04.48

0,0 °C      km/h       1-2 + 1 next BT -> F

## Result 363: SF2 K1 Men 17 200m

15. 9. 2019 12:03

#	Ln	Boat	Country	Time	Delta
1	7	PILARZ Wojciech (17)	POL 	00:00:37.80	
2	5	FAVERO Leonardo (17)	ITA 	00:00:37.84	+00:00.04
3	3	KRISTÓF Keresztes (17)	HUN 	00:00:38.16	+00:00.36
4	4	BENDE Adam (17)	SVK 	00:00:38.64	+00:00.84
5	6	BELMANS Ferre (17)	BEL 	00:00:38.66	+00:00.86
6	9	FETZIAN Aris (17)	GRE 	00:00:39.20	+00:01.40
7	2	BOWRING Isaac (17)	FRA 	00:00:39.94	+00:02.14
8	1	VICHEV Valerii (17)	UKR 	00:00:40.44	+00:02.64
9	8	VANGEEL Jules (17)	BEL 	00:00:40.56	+00:02.76



0,0 °C

km/h

 1-2 + 1 next BT -> F

## Result 364: SF3 K1 Men 17 200m

15. 9. 2019 12:04

#	Ln	Boat	Country	Time	Delta
1	4	VARAPAYEU Mikhail (17)	BLR 	00:00:37.78	
2	5	EGGER Luke (17)	AUS 	00:00:38.20	+00:00.42
3	7	BROCKWAY Jack (17)	GBR 	00:00:38.40	+00:00.62
4	2	JEKABS Kalnenda (17)	LAT 	00:00:39.04	+00:01.26
5	1	MATIAS Sandro (17)	POR 	00:00:39.06	+00:01.28
6	6	CINOVSKIS Zigmars (17)	LAT 	00:00:39.26	+00:01.48
7	3	VOLO Nicolò (17)	ITA 	00:00:40.02	+00:02.24
8	8	BUTCHER Samuel (17)	ZAF 	00:00:40.48	+00:02.70
9	9	ADEDAPO Ademola (17)	AUT 	00:00:41.52	+00:03.74

0,0 °C

km/h

 1-2 + 1 next BT -> F


## Result 365: SF4 K1 Men 17 200m

15. 9. 2019 12:06

#	Ln	Boat	Country	Time	Delta
1	5	DITTMAR Ferdinand (17)	GER 	00:00:37.20	
2	6	NOWACKI Marcin (17)	POL 	00:00:37.90	+00:00.70
3	4	ILLTZ Thorben (17)	GER 	00:00:38.20	+00:01.00
4	7	STOJKOV Miloš (17)	SRB 	00:00:38.40	+00:01.20
5	1	ECKER Jonas (17)	USA 	00:00:38.44	+00:01.24
6	2	MESZLÉNYI Márk (17)	SVK 	00:00:38.80	+00:01.60
7	3	SOLNE Lukas (17)	DEN 	00:00:39.00	+00:01.80
8	8	PRICE Jacob (17)	CAN 	00:00:39.06	+00:01.86
9	9	AOKI Mizuki (17)	JPN 	00:00:40.52	+00:03.32

0,0 °C

km/h

 1-2 + 1 next BT -> F




## Result 366: SF1 C1 Men 17 200m

15. 9. 2019 12:14

#	Ln	Boat	Country	Time	Delta
1	3	NEVE Kristoffer Ravn (17)	DEN 	00:00:42.96	
2	4	LÉRÁNT Christopher Peter (17)	SVK 	00:00:43.30	+00:00.34
3	7	POLACZEK Milosz (17)	POL 	00:00:44.44	+00:01.48
4	5	JOHANSSON William Birch (17)	DEN 	00:00:44.48	+00:01.52
5	6	SKIBINSKI Piotr (17)	POL 	00:00:45.16	+00:02.20
6	2	BACÍLEK Lukáš (17)	CZE 	00:00:45.92	+00:02.96
7	1	BUGLAK Večiaslav (17)	LTU 	00:00:46.40	+00:03.44
8	9	ŠTURSA Otakar (17)	CZE 	00:00:46.86	+00:03.90
9	8	DRI Gabriele (17)	ITA 	00:00:46.98	+00:04.02









0,0 °C

km/h

 1-3 -> F


## Result 367: SF2 C1 Men 17 200m

15. 9. 2019 12:16

#	Ln	Boat	Country	Time	Delta
1	5	ALMAGAMBETOV Anuar (17)	KAZ 	00:00:43.04	
2	4	LUKAC Joaquin Ezequiel (17)	ARG 	00:00:43.84	+00:00.80
3	6	SEGAUX Tom (17)	FRA 	00:00:44.96	+00:01.92
4	7	WANSING-DEILMANN Fynn (17)	GER 	00:00:45.00	+00:01.96
5	2	BALÁZS Pála (17)	HUN 	00:00:45.38	+00:02.34
6	9	YAKOVLIEV Serhii (17)	UKR 	00:00:45.56	+00:02.52
7	3	ERCEG Danko (17)	CRO 	00:00:45.62	+00:02.58
8	1	BONDARENKO Oleksandr (17)	UKR 	00:00:46.06	+00:03.02
9	8	DÁVID Halász (17)	HUN 	00:00:46.08	+00:03.04

0,0 °C

km/h

 1-3 -> F

## Result 368: SF3 C1 Men 17 200m

15. 9. 2019 12:18

#	Ln	Boat	Country	Time	Delta
1	6	BILLARD Andrew (17)	CAN 	00:00:43.12	
2	5	BECHTOLD Tim (17)	GER 	00:00:43.88	+00:00.76
3	3	O'NEILL Matthew (17)	CAN 	00:00:44.16	+00:01.04
4	4	KIZEK Peter (17)	SVK 	00:00:44.50	+00:01.38
5	8	HARADA Masatoshi (17)	JPN 	00:00:46.04	+00:02.92
6	7	FORTERRE Tom (17)	FRA 	00:00:46.12	+00:03.00
7	2	SEXTON Camden (17)	USA 	00:00:46.20	+00:03.08
8	1	BERONJA Petar (17)	SRB 	00:00:48.72	+00:05.60
9	9	THOMAS William (17)	GBR 	00:00:48.96	+00:05.84







0,0 °C

km/h

 1-3 -> F

## Result 369: SF1 K1 Men 16 200m

15. 9. 2019 12:20

#	Ln	Boat	Country	Time	Delta
1	8	LAPCZYNSKI Antoni (16)	POL 	00:00:38.56	
2	4	TALBERT Sean (16)	USA 	00:00:38.58	+00:00.02
3	2	JOHNSON Craig (16)	CAN 	00:00:38.74	+00:00.18
4	6	CLAYTON-HARRIS Ben (16)	GBR 	00:00:38.80	+00:00.24
5	7	BABIĆ Domagoj (16)	CRO 	00:00:39.08	+00:00.52
6	3	DUMPIS Karlis (16)	LAT 	00:00:39.86	+00:01.30
7	5	BRECIN Jules (16)	FRA 	00:00:40.16	+00:01.60
8	9	KAIRYS Heraldas (16)	LTU 	00:00:40.74	+00:02.18
9	1	ORLOV Albert (16)	EST 	00:00:48.16	+00:09.60

0,0 °C

km/h

 1-2 + 1 next BT -> F

## Result 370: SF2 K1 Men 16 200m

15. 9. 2019 12:21

#	Ln	Boat	Country	Time	Delta
1	5	GAUDET Ian (16)	CAN 	00:00:37.92	
2	4	PATRIK Kövesdi (16)	HUN 	00:00:38.44	+00:00.52
3	7	PODHRADSKÝ Viktor Samuel (16)	SVK 	00:00:39.04	+00:01.12
4	8	ABORG Rasmus (16)	DEN 	00:00:39.16	+00:01.24
5	9	PANIZZUTTI Matteo (16)	ITA 	00:00:39.34	+00:01.42
6	3	TERMER Václav (16)	CZE 	00:00:39.60	+00:01.68
7	6	VALSA Radek (16)	CZE 	00:00:39.94	+00:02.02
8	2	ZHUKOV Andrey (16)	KAZ 	00:00:40.40	+00:02.48
9	1	ORERO Manuel Rodrigo (16)	ARG 	00:00:40.64	+00:02.72

0,0 °C

km/h

 1-2 + 1 next BT -> F

## Result 371: SF3 K1 Men 16 200m

15. 9. 2019 12:23

#	Ln	Boat	Country	Time	Delta
1	5	CASINHA Pedro (16)	POR 	00:00:37.34	
1	5	CASINHA Pedro (16)	POR 	00:00:37.34	
2	4	MATSAS Christos (16)	GRE 	00:00:38.00	+00:00.66
2	4	MATSAS Christos (16)	GRE 	00:00:38.00	+00:00.66
3	6	KOTHLOW Noah (16)	GER 	00:00:38.08	+00:00.74
3	6	KOTHLOW Noah (16)	GER 	00:00:38.08	+00:00.74
4	3	ANTENORI Federico (16)	ITA 	00:00:38.86	+00:01.52
4	3	ANTENORI Federico (16)	ITA 	00:00:38.86	+00:01.52
5	1	KARSAKOU Kiryl (16)	BLR 	00:00:39.48	+00:02.14
5	1	KARSAKOU Kiryl (16)	BLR 	00:00:39.48	+00:02.14
6	9	PITELKA Samuel (16)	SVK 	00:00:39.60	+00:02.26
6	9	PITELKA Samuel (16)	SVK 	00:00:39.60	+00:02.26
7	7	SANTOS Rodrigo (16)	POR 	00:00:39.96	+00:02.62
7	7	SANTOS Rodrigo (16)	POR 	00:00:39.96	+00:02.62
8	2	WANT Ben (16)	GBR 	00:00:40.44	+00:03.10
8	2	WANT Ben (16)	GBR 	00:00:40.44	+00:03.10
9	8	SCHOOLEY Toby (16)	AUS 	00:00:40.60	+00:03.26
9	8	SCHOOLEY Toby (16)	AUS 	00:00:40.60	+00:03.26







0,0 °C

km/h

 1-2 + 1 next BT -> F


## Result 372: SF4 K1 Men 16 200m

15. 9. 2019 12:26

#	Ln	Boat	Country	Time	Delta
1	5	PLATASH Danil (16)	UKR 	00:00:37.92	
2	6	LEVENTE Kurucz (16)	HUN 	00:00:38.44	+00:00.52
3	4	GUENDL Konrad (16)	GER 	00:00:39.04	+00:01.12
4	7	JANOWICZ Dawid (16)	POL 	00:00:39.16	+00:01.24
5	9	NIKOLOV Nikolay (16)	BUL 	00:00:39.34	+00:01.42
6	8	LAGERSTAM Hugo (16)	SWE 	00:00:39.68	+00:01.76
7	2	KRISTENSEN Jeppe (16)	DEN 	00:00:39.94	+00:02.02
8	1	BODINE Ashby (16)	USA 	00:00:40.40	+00:02.48
9	3	MISKOVIC Marko (16)	SRB 	00:00:40.64	+00:02.72



0,0 °C

km/h

 1-2 + 1 next BT -> F


## Result 373: SF1 C1 Men 16 200m

15. 9. 2019 12:29

#	Ln	Boat	Country	Time	Delta
1	4	FERRERO Filippo (16)	ITA 	00:00:43.28	
2	5	ZUBOK Aliaksandr (16)	BLR 	00:00:43.44	+00:00.16
3	3	GERGÓ Rumi (16)	HUN 	00:00:44.10	+00:00.82
4	7	GOLOVAČ Artūras (16)	LTU 	00:00:44.68	+00:01.40
5	2	BENCE Kuska (16)	HUN 	00:00:45.06	+00:01.78
6	9	KUNOVSKÝ Matúš (16)	SVK 	00:00:46.12	+00:02.84
7	8	KIMBERLEY Maxim (16)	GBR 	00:00:48.00	+00:04.72
8	1	KITEWSKI Juliusz (16)	POL 	00:00:49.68	+00:06.40
9	6	TETTINGER Petr (16)	CZE 	00:00:57.72	+00:14.44










0,0 °C

km/h

 1-3 -> F


## Result 374: SF2 C1 Men 16 200m

15. 9. 2019 12:30

#	Ln	Boat	Country	Time	Delta
1	5	ARTSIUKOUSKI Vikentsi (16)	BLR 	00:00:42.44	
2	7	ETLICH Erik (16)	GER 	00:00:44.92	+00:02.48
3	4	FRENZEL Henri (16)	GER 	00:00:45.68	+00:03.24
4	8	MAGNET Nathan (16)	FRA 	00:00:46.70	+00:04.26
5	9	MARTINSONS Valters (16)	LAT 	00:00:47.70	+00:05.26
6	2	ŠAKINIS Edvinas (16)	LTU 	00:00:47.76	+00:05.32
7	6	BOICHUT Simon (16)	FRA 	00:00:47.78	+00:05.34
8	3	SADOWSKI Damian (16)	POL 	00:00:48.26	+00:05.82
9	1	SEDLÁK Jiří (16)	CZE 	00:00:49.30	+00:06.86










0,0 °C

km/h

 1-3 -> F


## Result 376: SF1 K1 Men 15 200m

15. 9. 2019 12:35

#	Ln	Boat	Country	Time	Delta
1	4	JOVANOVIĆ Aleksandar (15)	SRB 	00:00:35.80	
2	5	ZSOMBOR Kispál (15)	HUN 	00:00:37.00	+00:01.20
3	3	STOJKOVIČ David (15)	SVK 	00:00:37.52	+00:01.72
4	2	PYTLAK Tomasz (15)	POL 	00:00:37.56	+00:01.76
5	6	MALCHYNSKI Daniil (15)	BLR 	00:00:37.78	+00:01.98
6	7	LOŠŤÁK Eduard (15)	CZE 	00:00:38.24	+00:02.44
7	8	VINCANS Ilja (15)	LAT 	00:00:39.52	+00:03.72
8	9	PRIVETT Matthew (15)	ZAF 	00:00:40.18	+00:04.38
9	1	NAZARENKO Erasts (15)	LAT 	00:00:40.24	+00:04.44







0,0 °C

km/h

 1-2 + 1 next BT -> F


## Result 375: SF3 C1 Men 16 200m

15. 9. 2019 12:35

#	Ln	Boat	Country	Time	Delta
1	7	GRAHAM Kieran (16)	CAN 	00:00:43.84	
2	4	KUZYK Taras (16)	UKR 	00:00:43.92	+00:00.08
3	3	YURII Shutiak (16)	UKR 	00:00:44.20	+00:00.36
4	5	MAEDA Takumi (16)	JPN 	00:00:44.78	+00:00.94
5	8	CORSO Andrea (16)	ITA 	00:00:46.52	+00:02.68
6	6	KALATININS Antons (16)	LAT 	00:00:46.96	+00:03.12
7	9	RENG Marcus (16)	DEN 	00:00:48.48	+00:04.64
8	2	SILVA Diogo (16)	POR 	00:00:48.92	+00:05.08
9	1	XAVER Huber (16)	AUT 	00:00:50.92	+00:07.08










0,0 °C

km/h

 1-3 -> F


## Result 377: SF2 K1 Men 15 200m

15. 9. 2019 12:36

#	Ln	Boat	Country	Time	Delta
1	5	KAJDANEK Jaroslaw (15)	POL 	00:00:38.64	
2	9	MUCELLI Tommaso (15)	ITA 	00:00:39.12	+00:00.48
3	6	HARDWICK Daniel (15)	AUS 	00:00:39.22	+00:00.58
4	3	DEL TORO Agustin (15)	ARG 	00:00:40.16	+00:01.52
5	8	SCHENK Vaughn (15)	USA 	00:00:40.48	+00:01.84
6	7	PICHANCOURT Arthur (15)	FRA 	00:00:40.60	+00:01.96
7	4	ZHURAU LIU Maksim (14)	BLR 	00:00:41.52	+00:02.88
8	2	IWASE Tomoya (14)	JPN 	00:00:43.68	+00:05.04
9	1	LIPOVAC Luka (14)	CRO 	00:00:45.00	+00:06.36










0,0 °C

km/h

 1-2 + 1 next BT -> F

## Result 378: SF3 K1 Men 15 200m

15. 9. 2019 12:38

#	Ln	Boat	Country	Time	Delta
1	6	MANFREDA Matevž (15)	SLO 	00:00:38.58	
2	4	BRYDE Nikolaj (15)	DEN 	00:00:38.72	+00:00.14
3	7	KUTSENKO Danil (15)	UKR 	00:00:38.78	+00:00.20
4	5	CHRISTODOULOU Christos (15)	CYP 	00:00:39.40	+00:00.82
5	9	MUDRYK Maksym (15)	UKR 	00:00:39.92	+00:01.34
6	3	TORRES TOLEDO Luka Valentino (15)	ARG 	00:00:40.16	+00:01.58
7	2	MAGNATTA Andrea (15)	ITA 	00:00:40.68	+00:02.10
8	1	NOREIKIS Henrikas (15)	LTU 	00:00:41.92	+00:03.34
9	8	MAVER Rok (15)	SLO 	00:00:43.08	+00:04.50

0,0 °C

km/h

 1-2 + 1 next BT -> F

## Result 379: SF4 K1 Men 15 200m

15. 9. 2019 12:40

#	Ln	Boat	Country	Time	Delta
1	5	ZAPF Florian (15)	GER 	00:00:39.00	
2	3	KOPACZEWSKI Max (15)	GER 	00:00:39.74	+00:00.74
3	4	VARGHA Boris (15)	SVK 	00:00:40.46	+00:01.46
4	6	MAXIM Marosfalvi (15)	HUN 	00:00:41.10	+00:02.10
5	1	HRÁBEK Lukáš (14)	CZE 	00:00:41.16	+00:02.16
6	7	LEASK Finlay (15)	ZAF 	00:00:41.24	+00:02.24
7	8	FERREIRA Adolfo (15)	POR 	00:00:41.66	+00:02.66
8	2	JEFTIC Mihajlo (15)	SRB 	00:00:42.60	+00:03.60
9	9	NIKOLAOU Rafail (0)	CYP 	00:00:44.04	+00:05.04







0,0 °C

km/h

 1-2 + 1 next BT -> F

## Result 380: SF1 C1 Men 15 200m

15. 9. 2019 12:43

#	Ln	Boat	Country	Time	Delta
1	6	BENDEGÚZ Böszörményi (15)	HUN 	00:00:44.86	
2	4	TOEPEL David (15)	GER 	00:00:45.50	+00:00.64
3	3	JANĎOUREK Šimon (15)	CZE 	00:00:46.46	+00:01.60
4	5	GUDIJUS Lukas (15)	LTU 	00:00:46.92	+00:02.06
5	7	PIGEON Austin (15)	CAN 	00:00:47.30	+00:02.44
6	8	VOLKOV Andrej (15)	LTU 	00:00:48.02	+00:03.16
7	1	KORN Leo (15)	GER 	00:00:48.66	+00:03.80
8	2	GESUALDI Giorgio (15)	ITA 	00:00:50.30	+00:05.44
9	9	HUSTON Drew (15)	USA 	00:00:52.94	+00:08.08

0,0 °C

km/h

 1-3 -> F

## Result 381: SF2 C1 Men 15 200m

15. 9. 2019 12:44

#	Ln	Boat	Country	Time	Delta
1	4	LÉRÁNT Lucas (15)	SVK 	00:00:18.55	
2	5	ANTROPOV Danilo (15)	UKR 	00:00:18.73	+00:00.18
3	3	MILO Vojtěch (15)	CZE 	00:00:18.90	+00:00.35
4	6	SIERADZAN Kacper (15)	POL 	00:00:19.06	+00:00.51
5	1	GALVAN Jake (15)	USA 	00:00:19.21	+00:00.66
6	2	IKSELIS Arturs (15)	LAT 	00:00:19.39	+00:00.84
7	7	HAMAMOTO Shiryu (15)	JPN 	00:00:19.80	+00:01.25
8	8	PSOTNÝ Adam (15)	SVK 	00:00:21.12	+00:02.57

0,0 °C

km/h

 1-3 -> F


## Result 382: SF1 K1 Women 17 200m

15. 9. 2019 12:47

#	Ln	Boat	Country	Time	Delta
1	6	SZABINA Szellák (17)	HUN 	00:00:42.04	
2	4	GALÁDOVÁ Barbora (17)	CZE 	00:00:42.58	+00:00.54
3	7	WILDING Kali (17)	USA 	00:00:43.14	+00:01.10
4	1	WOJCIECHOWSKA Natalia (17)	POL 	00:00:43.22	+00:01.18
5	2	DAVIDSON Angelina (17)	CAN 	00:00:43.64	+00:01.60
6	3	UBERTI Alice (17)	ITA 	00:00:43.86	+00:01.82
7	5	GAGGERO Beatrice (17)	ITA 	00:00:43.92	+00:01.88
8	8	HERMELI Gabriela (17)	CZE 	00:00:44.42	+00:02.38
9	9	OSA Margarita (17)	LAT 	00:00:46.18	+00:04.14

0,0 °C

km/h

 1-3 -> F

## Result 383: SF2 K1 Women 17 200m

15. 9. 2019 12:49

#	Ln	Boat	Country	Time	Delta
1	5	MILTHERS Sara (17)	DEN 	00:00:44.68	
2	7	PASSLACK Amy (17)	GER 	00:00:45.48	+00:00.80
3	8	ČULENOVÁ Dagmar (17)	SVK 	00:00:45.58	+00:00.90
4	4	ROESSELING Elin (17)	GER 	00:00:45.68	+00:01.00
5	3	JAKUBISOVÁ Romana (17)	SVK 	00:00:46.06	+00:01.38
6	6	WALIGORA Weronika (17)	POL 	00:00:47.30	+00:02.62
7	2	KAVOURA Markela-Nina (17)	GRE 	00:00:48.10	+00:03.42
8	1	BREIDAKA Linda (17)	LAT 	00:00:48.70	+00:04.02
9	9	WESTWATER Brooke (17)	CAN 	00:00:49.30	+00:04.62

0,0 °C

km/h

 1-3 -> F

## Result 384: SF3 K1 Women 17 200m

15. 9. 2019 12:49

#	Ln	Boat	Country	Time	Delta
1	5	PETROVIC Zeljana (17)	SRB 	00:00:41.38	
2	3	VANDA Zupkó (17)	HUN 	00:00:42.06	+00:00.68
3	4	BAJUK Anastazija (17)	SRB 	00:00:42.38	+00:01.00
4	7	GEORGIEVA Yoana (17)	BUL 	00:00:43.46	+00:02.08
5	6	WOLGAMONT Elena (17)	USA 	00:00:43.64	+00:02.26
6	8	REINHOLT Astrid (17)	DEN 	00:00:45.14	+00:03.76
7	2	DEL VALLE Sofia Valentina (17)	ARG 	00:00:45.56	+00:04.18
8	9	SATO Natsu (17)	JPN 	00:00:47.10	+00:05.72
9	1	VAN DER KWARTEL Alisa (17)	AUS 	00:00:48.16	+00:06.78

0,0 °C

km/h

 1-3 -> F

## Result 385: SF1 C1 Women 17 200m

15. 9. 2019 12:51

#	Ln	Boat	Country	Time	Delta
1	5	TRUSHKINA Yuliya (17)	BLR	00:00:51.86	
2	6	PRAETZ Elisabeth (17)	GER	00:00:52.26	+00:00.40
3	4	SHAROVA Valeriia (17)	UKR	00:00:52.76	+00:00.90
4	7	CAREY Charlotte (17)	GBR	00:00:53.44	+00:01.58
5	3	WISNIEWSKA Weronika (17)	POL	00:00:53.72	+00:01.86
6	2	KLEESCHULTE Marit (17)	GER	00:00:55.36	+00:03.50
7	8	POLOVENKO Anastasiia (17)	UKR	00:00:56.56	+00:04.70
8	1	MUSIALSKA Wiktoria (17)	POL	00:00:57.20	+00:05.34

0,0 °C

km/h

1-3 -&gt; F

## Result 386: SF2 C1 Women 17 200m

15. 9. 2019 12:55

#	Ln	Boat	Country	Time	Delta
1	3	DÓRA Horányi (17)	HUN	00:00:51.42	
2	4	IVETT Györy (16)	HUN	00:00:51.64	+00:00.22
3	5	JANKOVSKÁ Kristína (17)	SVK	00:00:52.50	+00:01.08
4	6	RENARD Axelle (17)	FRA	00:00:53.70	+00:02.28
5	7	HIOKI Yu (17)	JPN	00:00:54.48	+00:03.06
6	2	IKRÉNIOVÁ Viktória (17)	SVK	00:00:55.48	+00:04.06
7	9	KRAUSOVÁ Alena (17)	CZE	00:00:56.36	+00:04.94
8	8	ČERNOTSKÁ Vendula (17)	CZE	00:00:57.24	+00:05.82
9	1	SCHUETTE Becca (17)	USA	00:00:59.74	+00:08.32

0,0 °C

km/h

1-3 -&gt; F

## Result 387: SF1 K1 Women 16 200m

15. 9. 2019 12:57

#	Ln	Boat	Country	Time	Delta
1	5	ANNA Máró (16)	HUN	00:00:43.94	
2	7	CHARAYRON Romane (16)	FRA	00:00:44.88	+00:00.94
3	4	ALLENDORF Marie (16)	GER	00:00:45.14	+00:01.20
4	6	SZKODZINSKA Martyna (16)	POL	00:00:45.64	+00:01.70
5	2	FRANCESCHI Alice (16)	ITA	00:00:45.84	+00:01.90
6	3	VRBENSKÁ Kateřina (16)	CZE	00:00:45.98	+00:02.04
7	1	THIESEN Audrey (16)	USA	00:00:47.02	+00:03.08
8	9	CONRADIE Lizanne (16)	ZAF	00:00:47.68	+00:03.74
9	8	MUSTAFIC Adela (16)	AUT	00:00:48.50	+00:04.56

0,0 °C










km/h

1-2 + 1 next BT -&gt; F



## Result 388: SF2 K1 Women 16 200m

15. 9. 2019 12:59

#	Ln	Boat	Country	Time	Delta
1	5	WINTHER Stella Glüsing (16)	DEN 	00:00:44.63	
2	7	PECSUKOVÁ Katarína (16)	SVK 	00:00:44.84	+00:00.20
3	6	RAMOS Joana (16)	POR 	00:00:45.02	+00:00.38
4	3	PAVLEŠIN Leona (16)	CRO 	00:00:45.21	+00:00.58
5	9	MIKELJ Manca (16)	SLO 	00:00:46.06	+00:01.43
6	4	RADOVANOVIC Jovana (16)	SRB 	00:00:46.26	+00:01.62
7	8	ARMSTRONG Alexandra (16)	GBR 	00:00:46.47	+00:01.83
8	1	ZHUROK Dziyana (16)	BLR 	00:00:47.33	+00:02.69
9	2	GARRO Juliana (16)	ARG 	00:00:47.96	+00:03.33



0,0 °C

km/h

 1-2 + 1 next BT -> F

## Result 389: SF3 K1 Women 16 200m

15. 9. 2019 13:01

#	Ln	Boat	Country	Time	Delta
1	5	JENSEN Katrine (16)	DEN 	00:00:43.16	
2	4	DYACHENKO Ivanna (16)	UKR 	00:00:43.74	+00:00.58
3	6	ZSUZSANNA Maricza (16)	HUN 	00:00:44.34	+00:01.18
4	7	MACPHERSON Cassidy (16)	CAN 	00:00:46.32	+00:03.16
5	8	KELLEY Frankie (16)	USA 	00:00:47.42	+00:04.26
6	9	STRODE Santa (16)	LAT 	00:00:47.54	+00:04.38
7	2	HRYHORIEVA Veronika (16)	UKR 	00:00:47.76	+00:04.60
8	3	PEMBLE Rebecca (16)	GBR 	00:00:48.20	+00:05.04
9	1	GYERTYANFFY Eva (16)	ITA 	00:00:49.70	+00:06.54







0,0 °C

km/h

 1-2 + 1 next BT -> F

## Result 390: SF4 K1 Women 16 200m

15. 9. 2019 13:05

#	Ln	Boat	Country	Time	Delta
1	4	BESHARAH Toshka (16)	CAN 	00:00:44.02	
2	5	DAMM Estella (15)	GER 	00:00:45.50	+00:01.48
3	6	MLADENOVIC Jovana (16)	SRB 	00:00:45.74	+00:01.72
4	8	KURPAN Natalia (16)	POL 	00:00:45.96	+00:01.94
5	7	GLADKOVA Tatyana (16)	KAZ 	00:00:46.28	+00:02.26
6	1	ZEMÁNKOVÁ Hana (16)	SVK 	00:00:46.90	+00:02.88
7	3	PUDILOVÁ Vlad'ka (16)	CZE 	00:00:46.92	+00:02.90
8	2	ADJAD Catalina (16)	ARG 	00:00:46.94	+00:02.92
9	9	KERGE Säde Lee (16)	EST 	00:00:49.12	+00:05.10

0,0 °C

km/h

 1-2 + 1 next BT -> F


## Result 391: SF1 C1 Women 16 200m

15. 9. 2019 13:08

#	Ln	Boat	Country	Time	Delta
1	5	MCDONALD Evie (16)	CAN 	00:00:50.64	
2	6	GABELUNKE Tabea (16)	GER 	00:00:51.64	+00:01.00
3	4	SULABERIDZE Lidia (16)	GEO 	00:00:52.72	+00:02.08
4	2	FECHNER Luiza (16)	POL 	00:00:53.16	+00:02.52
5	7	SCHIFF Jessica (16)	ITA 	00:00:54.98	+00:04.34
6	3	NORTH Kelly (16)	USA 	00:00:55.06	+00:04.42
7	8	TILLEROVÁ Andrea (16)	CZE 	00:00:55.36	+00:04.72
8	9	ANNABELLA Szabó (16)	HUN 	00:00:55.40	+00:04.76
9	1	KAVALIAUSKAITĖ Gabrielė (16)	LTU 	00:01:00.42	+00:09.78









0,0 °C

km/h

 1-3 -> F

## Result 392: SF2 C1 Women 16 200m

15. 9. 2019 13:32

#	Ln	Boat	Country	Time	Delta
1	5	HEIN Zoe (16)	USA 	00:00:50.52	
2	3	BARDANOUSKAYA Anhelina (16)	BLR 	00:00:51.38	+00:00.86
3	4	KALYTIUK Vasylyna (16)	UKR 	00:00:51.40	+00:00.88
4	6	MARUSAVA Darya (16)	BLR 	00:00:53.62	+00:03.10
5	8	DHE Ombeline (16)	FRA 	00:00:55.82	+00:05.30
6	2	BURCHARD Lauren (16)	AUS 	00:00:56.16	+00:05.64
7	7	KOČANDRLOVÁ Viktorie (16)	CZE 	00:00:58.30	+00:07.78
8	1	ŠOLTÉS Kristína (16)	SVK 	00:01:02.48	+00:11.96










0,0 °C

km/h

 1-3 -> F


## Result 393: SF1 K1 Women 15 200m

15. 9. 2019 13:36

#	Ln	Boat	Country	Time	Delta
1	6	KOSMACZEWSKA Lena (15)	POL 	00:00:45.32	
2	5	STUPAK Anastasiia (15)	BLR 	00:00:45.78	+00:00.46
3	4	DEBRUYNE Christine (15)	BEL 	00:00:46.36	+00:01.04
4	2	POTSIURKO Sofia (14)	UKR 	00:00:46.44	+00:01.12
5	7	BASCONCEL Delfina (15)	ARG 	00:00:47.74	+00:02.42
6	8	IMAKA Aelita (15)	LAT 	00:00:48.98	+00:03.66
7	3	SOKOLOVA Margarita (15)	LAT 	00:00:49.02	+00:03.70
8	1	NUROVA Polina (15)	UKR 	00:00:49.66	+00:04.34
9	9	MAHWAYI Tinyiko (15)	ZAF 	00:00:51.12	+00:05.80


0,0 °C

km/h

 1-2 + 1 next BT -> F

## Result 394: SF2 K1 Women 15 200m

15. 9. 2019 13:36

#	Ln	Boat	Country	Time	Delta
1	2	SIDOVÁ Bianka (15)	SVK 	00:00:45.06	
2	5	PESIC Vladana (15)	SRB 	00:00:45.14	+00:00.08
3	6	ARMSTRONG Kristina (14)	GBR 	00:00:45.38	+00:00.32
4	4	ROSSETTI Giada (15)	ITA 	00:00:46.44	+00:01.38
5	3	MILTHEERS Eva (15)	DEN 	00:00:47.46	+00:02.40
6	7	ASKAR Assem (15)	KAZ 	00:00:48.26	+00:03.20
7	1	THOMOPOULOU Odyssea (15)	GRE 	00:00:48.94	+00:03.88
8	8	FRANCA Tia (15)	SLO 	00:00:51.06	+00:06.00










0,0 °C

km/h

 1-2 + 1 next BT -> F

## Result 395: SF3 K1 Women 15 200m

15. 9. 2019 13:43

#	Ln	Boat	Country	Time	Delta
1	5	STANOJEV Dunja (15)	SRB 	00:00:42.34	
2	3	PETRÁČKOVÁ Magdalena (15)	CZE 	00:00:44.10	+00:01.76
3	6	TRAKALOVÁ Tatiana (15)	SVK 	00:00:44.32	+00:01.98
4	4	CLARKSON Hannah (15)	GBR 	00:00:44.42	+00:02.08
5	7	GADEIKYTÉ Greta (15)	LTU 	00:00:45.58	+00:03.24
6	8	BATES Demi (15)	AUS 	00:00:46.84	+00:04.50
7	2	TROKA Oliwia (15)	POL 	00:00:47.16	+00:04.82
8	9	DIMITROVA Vanesa (15)	BUL 	00:00:48.52	+00:06.18
	1	JANSEN VAN VUUREN Helen (15)	ZAF 	DNS	

0,0 °C

km/h

 1-2 + 1 next BT -> F


## Result 396: SF4 K1 Women 15 200m

15. 9. 2019 13:45

#	Ln	Boat	Country	Time	Delta
1	4	RÉKA Kiskó (15)	HUN 	00:00:44.70	
2	7	BRITO Ana (15)	POR 	00:00:45.08	+00:00.38
3	5	GRÉTA Kertész (15)	HUN 	00:00:45.54	+00:00.84
4	3	GRUEN Louisa (15)	GER 	00:00:46.68	+00:01.98
5	6	VODIČKOVÁ Klára (15)	CZE 	00:00:47.12	+00:02.42
6	2	MIKELJ Tjaša (15)	SLO 	00:00:47.48	+00:02.78
7	8	BISGAARD Johanne (15)	DEN 	00:00:47.64	+00:02.94
8	1	LAZZARINI Linda (15)	ITA 	00:00:47.72	+00:03.02
9	9	MATSUTAKE Sakura (15)	JPN 	00:00:50.16	+00:05.46

0,0 °C

km/h

 1-2 + 1 next BT -> F


## Result 397: SF1 C1 Women 15 200m

15. 9. 2019 13:46

#	Ln	Boat	Country	Time	Delta
1	5	JANÁČKOVÁ Denisa (13)	CZE 	00:00:55.14	
2	3	NESTSIARENKA Viktoriya (14)	BLR 	00:00:55.26	+00:00.12
3	6	ALBRECHT Emma (15)	USA 	00:00:55.44	+00:00.30
4	8	ENIKŐ Kemenes (15)	HUN 	00:00:57.86	+00:02.72
5	2	KATA Hegedűs (15)	HUN 	00:00:58.16	+00:03.02
6	4	JANATOVÁ Adéla (15)	CZE 	00:00:59.32	+00:04.18
7	7	DI SANTO Michela (15)	ITA 	00:01:00.12	+00:04.98
8	9	ARAKI Shizuki (15)	JPN 	00:01:00.78	+00:05.64
9	1	NICOT Amélie (15)	FRA 	00:01:02.86	+00:07.72










0,0 °C

km/h

 1-3 -> F


## Result 398: SF2 C1 Women 15 200m

15. 9. 2019 13:48

#	Ln	Boat	Country	Time	Delta
1	4	IRYNA Fedoriv (14)	UKR 	00:00:52.86	
2	5	BOETTCHER Justine (15)	GER 	00:00:53.54	+00:00.68
3	2	HOPPE Lenja (16)	GER 	00:00:55.44	+00:02.58
4	6	FUNTAK Ana (15)	CRO 	00:00:55.80	+00:02.94
5	3	SEYDLEWICZ Karolina (15)	POL 	00:00:56.16	+00:03.30
6	7	KORDALSKA Oliwia (15)	POL 	00:00:58.70	+00:05.84
7	9	FICHEUX Anna (15)	FRA 	00:00:59.54	+00:06.68
8	1	DONNELLY Rachael (15)	AUS 	00:00:59.72	+00:06.86
9	8	MACIŪTĖ Neda (14)	LTU 	00:00:59.86	+00:07.00









0,0 °C

km/h

 1-3 -> F

## Result 399: SF1 K2 Men 17 200m

15. 9. 2019 14:04

#	Ln	Boat	Country	Time	Delta
1	7	BARBOTKIN Anton (17) MELNIK Vitali (17)	BLR 	00:00:34.80	
2	5	BROILI Riccardo (17) SOMMAROLI Filippo (17)	ITA 	00:00:34.98	+00:00.18
3	4	DEREZA Anton (17) TKACHUK Vadym (17)	UKR 	00:00:35.36	+00:00.56
4	6	HADNADJEV Aleksandar (17) RADOVIĆ Relja (17)	SRB 	00:00:35.38	+00:00.58
5	3	BEVIN Chauncey (17) WURTS Ryan (17)	USA 	00:00:35.76	+00:00.96
6	8	JEKABS Kalnenda (17) MELDERIS Augusts (17)	LAT 	00:00:35.78	+00:00.98
7	1	OTTE David (17) MALHERBE Jordy (17)	ZAF 	00:00:36.74	+00:01.94
8	2	CARDANI Cesare (17) PETTINARI Nikos (17)	ITA 	00:00:37.06	+00:02.26
9	9	BRETSCHER Cornel (17) DONHAUSER Donat (17)	SUI 	00:00:37.78	+00:02.98

0,0 °C

km/h

 1-3 -> F


## Result 400: SF2 K2 Men 17 200m

15. 9. 2019 14:05

#	Ln	Boat	Country	Time	Delta
1	5	MACHÁČEK Jan (17) PODRASKÝ Patrik (17)	CZE 	00:00:34.28	
2	6	ILIAŠ Martin (17) MESZLÉNYI Márk (17)	SVK 	00:00:34.84	+00:00.56
3	4	ÁKOS Orosz (17) KRISTÓF Keresztes (17)	HUN 	00:00:35.30	+00:01.02
4	7	CADDELL Jasper (17) MCMULLEN Colin (17)	USA 	00:00:35.60	+00:01.32
5	2	HEDIN Eric (17) JOHANSSON Jesper (17)	SWE 	00:00:35.64	+00:01.36
6	8	BOCK Gustav (17) KNUDSEN Philip (17)	DEN 	00:00:35.72	+00:01.44
7	1	LEVASSEUR Xavier (17) PRICE Jacob (17)	CAN 	00:00:35.96	+00:01.68
8	3	KRISTENSEN Jeppe (16) SOLNE Lukas (17)	DEN 	00:00:36.34	+00:02.06
9	9	BERGNER Aivar (17) JANKAUSKAS Augustas (17)	LTU 	00:00:37.48	+00:03.20








0,0 °C

km/h

 1-3 -> F


## Result 401: SF C2 Men 17 200m

15. 9. 2019 14:07

#	Ln	Boat	Country	Time	Delta
1	5	KUEHNEL Ari (17) OTT Lennart (17)	GER 	00:00:42.66	
2	7	ANDRÁS Vajkay (17) DOMONKOS Buday (17)	HUN 	00:00:43.48	+00:00.82
3	6	CESTRA Andrea (17) CORBANESE Valentino (17)	ITA 	00:00:43.60	+00:00.94
4	4	FORTERRE Tom (17) SEGAUX Tom (17)	FRA 	00:00:43.68	+00:01.02
5	3	BELTRAMINI Mauro (17) DRI Gabriele (17)	ITA 	00:00:44.38	+00:01.72
6	2	BENCE Tarsoly (17) NOEL Kopányi (17)	HUN 	00:00:45.14	+00:02.48
7	8	YAKOVLEV Serhii (17) MOROZIUK Bohdan (17)	UKR 	00:00:45.32	+00:02.66

0,0 °C

km/h

 1-3 -> F

## Result 402: SF1 K2 Men 15 - 16 200m

15. 9. 2019 14:09

#	Ln	Boat	Country	Time	Delta
1	4	GASPERINI Luca (16) PANIZZUTTI Matteo (16)	ITA 	00:00:35.84	
2	5	BUHAIIOV Dmytro (16) NEZHEVENKO Danilo (16)	UKR 	00:00:35.84	
3	6	CAGÁŇ Samuel (16) STOJKOVIČ David (15)	SVK 	00:00:36.62	+00:00.78
4	3	MUCELLI Tommaso (15) SPADACINI Achille (15)	ITA 	00:00:37.58	+00:01.74
5	7	HINVES Xavier (16) TARVER Zachary (16)	GBR 	00:00:38.74	+00:02.90
6	1	KNOPS Kristaps Matias (16) ZUJEVS Davis (16)	LAT 	00:00:38.76	+00:02.92
7	8	JAHODA Filip (15) NIEBAUER Jakub (15)	CZE 	00:00:39.54	+00:03.70
8	2	LAGERSTAM Hugo (16) PERSSON Erik (16)	SWE 	00:00:40.20	+00:04.36
9	9	BREZITSKYI Oleksandr (15) MUDRYK Maksym (15)	UKR 	00:00:42.44	+00:06.60

0,0 °C

km/h

 1-2 + 1 next BT -> F

## Result 403: SF2 K2 Men 15 - 16 200m

15. 9. 2019 14:12

#	Ln	Boat	Country	Time	Delta
1	6	ATTILA Tótpeti (16) LEVENTE Kurucz (16)	HUN 	00:00:35.84	
2	4	KOTHLOW Noah (16) ZAPF Florian (15)	GER 	00:00:36.22	+00:00.38
3	5	KAPOUN Miroslav (16) VALSA Radek (16)	CZE 	00:00:36.26	+00:00.42
4	9	KAJDANEK Jaroslaw (15) PYTLAK Tomasz (15)	POL 	00:00:37.72	+00:01.88
5	3	CHRISTODOULOU Christos (0) IRAKLEOUS Aris (16)	CYP 	00:00:38.16	+00:02.32
6	2	DEL TORO Agustin (15) EYLER Bruno (15)	ARG 	00:00:38.50	+00:02.66
7	8	BOEHOLT Dylan (16) BOYD Nate (16)	USA 	00:00:39.44	+00:03.60
	1	BENETOS Konstantinos (16) MATSAS Christos (16)	GRE 	DNS	
	7	NINKOVIC Stefan (16) PAL OPAUSKI Peter (16)	SRB 	Nedokončil	










0,0 °C

km/h

 1-2 + 1 next BT -> F

## Result 404: SF3 K2 Men 15 - 16 200m

15. 9. 2019 14:15

#	Ln	Boat	Country	Time	Delta
1	4	PEDERSEN Mark (16) SCHAUFUSS Oskar (16)	DEN 	00:00:36.48	
2	6	PIZARRO Piero (16) TOLEDO Fermin (16)	ARG 	00:00:36.52	+00:00.04
3	5	KAIRYS Heraldas (16) SAKALAIUSKAS Rytis (16)	LTU 	00:00:36.64	+00:00.16
4	9	FERREIRA Adolfo (15) SANTOS Rodrigo (16)	POR 	00:00:38.38	+00:01.90
5	3	ARAR Ivan Fran (16) BABIĆ Domagoj (16)	CRO 	00:00:38.60	+00:02.12
6	8	GRCIC Nemanja (15) KONECKI Kristijan (16)	SRB 	00:00:38.76	+00:02.28
7	1	BUDRYS Laurynas (16) ŠLIČIUS Arūnas (16)	LTU 	00:00:38.88	+00:02.40
8	7	LEASK Finlay (15) PRIVETT Matthew (15)	ZAF 	00:00:39.32	+00:02.84
9	2	HURYN Ivan (15) MALCHYNSKI Daniil (15)	BLR 	00:00:41.10	+00:04.62





0,0 °C

km/h

 1-2 + 1 next BT -> F


## Result 405: SF4 K2 Men 15 - 16 200m

15. 9. 2019 14:17

#	Ln	Boat	Country	Time	Delta
1	2	BOIVIN Mathis (16) BREVIN Jules (16)	FRA 	00:00:36.02	
2	7	GAUDET Ian (16) JOHNSON Craig (16)	CAN 	00:00:36.18	+00:00.16
3	5	BASTIAENS Rafaël (16) DRAGONETTI Mattis (15)	BEL 	00:00:36.28	+00:00.26
4	6	ÁDÁM Morek (16) ÁKOS Lévai (16)	HUN 	00:00:36.48	+00:00.46
5	4	BOOTH Toby (16) WANT Ben (16)	GBR 	00:00:37.52	+00:01.50
6	3	KOMOROWSKI Igor (16) GLADYKOWSKI Gabriel (16)	POL 	00:00:38.94	+00:02.92
7	8	JANSONS Lauris (15) JIRGENSONS Martins (15)	LAT 	00:00:39.22	+00:03.20
8	1	AUTUKHOV Daniil (15) YERMOLENKA Dzianis (15)	BLR 	00:00:40.02	+00:04.00
	9	KOCK Robbie (16) PENNINKHOF Jesse (16)	NED 	DNS	

0,0 °C

km/h

 1-2 + 1 next BT -> F


## Result 406: SF1 C2 Men 15 - 16 200m

15. 9. 2019 14:19

#	Ln	Boat	Country	Time	Delta
1	6	KITEWSKI Juliusz (16) SADOWSKI Damian (16)	POL 	00:00:43.14	
2	7	MARIAN Reka (16) OLEH Pater (16)	UKR 	00:00:43.66	+00:00.52
3	5	GRAHAM Kieran (16) PIGEON Austin (15)	CAN 	00:00:44.02	+00:00.88
4	3	JAHODA Richard (16) KUNOVSKÝ Matúš (16)	SVK 	00:00:44.88	+00:01.74
5	4	GRUNTE Karlis (16) IKSELIS Arturs (15)	LAT 	00:00:46.38	+00:03.24
6	1	PSOTNÝ Adam (15) STOLÁRIK Peter (16)	SVK 	00:00:46.42	+00:03.28
7	2	KOŠNAR Adam (15) SEDLÁK Jiří (16)	CZE 	00:00:47.54	+00:04.40
8	8	LEJEUNE Alexandre (16) WAEKENS Laelien (16)	FRA 	00:00:47.86	+00:04.72
9	9	BLANCK Benji (15) HUSTON Drew (15)	USA 	00:00:49.78	+00:06.64









0,0 °C

km/h

 1-3 -> F


## Result 407: SF2 C2 Men 15 - 16 200m

15. 9. 2019 14:20

#	Ln	Boat	Country	Time	Delta
1	4	BURKANAU Ilya (16) TSIKHANAU Valiantsin (16)	BLR 	00:00:43.10	
2	5	KOHLEN Christoph (16) SCHIEWECK Erik (16)	GER 	00:00:44.02	+00:00.92
3	6	ZSOMBOR Simon (16) ZSOMBOR Somogyi (16)	HUN 	00:00:44.72	+00:01.62
4	2	BENCE Repei (16) ISTVÁN Lasztóczy (16)	HUN 	00:00:45.64	+00:02.54
5	7	BOICHUT Simon (16) MAGNET Nathan (16)	FRA 	00:00:45.86	+00:02.76
6	3	MALOVIC Mihajlo (15) TOVARLAZA Mihajlo (16)	SRB 	00:00:46.96	+00:03.86
7	8	BUDIONOV Jevgenij (15) KOVALIOV Denis (15)	LTU 	00:00:49.44	+00:06.34
8	1	CORSO Andrea (16) GESUALDI Giorgio (15)	ITA 	00:00:49.52	+00:06.42
9	9	UZULNIEKS Arturs Daniels (15) ZUBE Artis (16)	LAT 	00:00:50.60	+00:07.50




0,0 °C

km/h

 1-3 -> F


## Result 408: SF K2 Women 17 200m

15. 9. 2019 14:22

#	Ln	Boat	Country	Time	Delta
1	4	COX Amber (17) HIPKINS Kate (17)	GBR 	00:00:43.12	
2	5	MINACCI Carola (17) SIENA Federica (17)	ITA 	00:00:43.96	+00:00.84
3	6	WOJCIECHOWSKA Natalia (17) SZEWCZYK Patrycja (17)	POL 	00:00:44.32	+00:01.20
4	2	OSA Margarita (17) RITUMA Reina (17)	LAT 	00:00:44.78	+00:01.66
5	3	VAN DER KWARTEL Alisa (17) WILLS-GRACE Phoebe (17)	AUS 	00:00:45.16	+00:02.04
6	7	HANSSON NOREFJORD Julia (17) WEDEBRAND Martina (17)	SWE 	00:00:47.24	+00:04.12
7	8	KUSAKA Ten (17) NOSKOFF Sierra (17)	USA 	00:00:47.86	+00:04.74

0,0 °C

km/h

 1-3 -> F

## Result 409: SF1 K2 Women 15 - 16 200m

15. 9. 2019 14:23

#	Ln	Boat	Country	Time	Delta
1	5	SHURPACH Marharyta (15) SIDARAVA Alina (15)	BLR	00:00:43.26	
2	3	ORKIĆ Antonela (14) PAVLEŠIN Leona (16)	CRO	00:00:43.42	+00:00.16
3	7	BERGENDI Sofia (15) TRAKALOVÁ Tatiana (15)	SVK	00:00:43.70	+00:00.44
4	6	GRATTON Annaelle (16) LACOSTE Emma (16)	FRA	00:00:43.80	+00:00.54
5	2	CONTENTO Giulia (15) GREGO Giulia (16)	ITA	00:00:44.36	+00:01.10
6	4	SELIUKOVA Anastasiya (15) SELIUKOVA Darya (15)	BLR	00:00:45.02	+00:01.76
7	1	VODIČKOVÁ Klára (15) ZVĚŘOVÁ Kristýna (15)	CZE	00:00:47.08	+00:03.82
8	8	RÅSTEN LILJA Klara (16) THOR Agnes (16)	SWE	00:00:50.54	+00:07.28
9		CONRADIE Lizanne (16) GODDEN Alexa (16)	ZAF	DNS	

0,0 °C

km/h

1-3 -&gt; F

## Result 410: SF2 K2 Women 15 - 16 200m

15. 9. 2019 14:26

#	Ln	Boat	Country	Time	Delta
1	5	DÓRA Dráviczki (16) ZSUZSANNA Maricza (16)	HUN	00:00:41.60	
2	4	ALLENDORF Marie (16) JAGSCH Pauline (16)	GER	00:00:42.18	+00:00.58
3	8	BESSA Beatriz (16) SANTOS Maria (16)	POR	00:00:42.40	+00:00.80
4	2	KOSTYNSKA Karyna (16) TSARENKO Polina (16)	UKR	00:00:43.00	+00:01.40
5	3	BUGÁR Réka (15) SIDOVÁ Bianka (15)	SVK	00:00:43.06	+00:01.46
6	7	GREEN Amy (15) ANDERSON Grace (16)	GBR	00:00:43.60	+00:02.00
7	9	BASCONCEL Delfina (15) GARRO Juliana (16)	ARG	00:00:44.20	+00:02.60
8	6	HERZÁNOVÁ Lucie (16) PETRÁČKOVÁ Magdalena (15)	CZE	00:00:44.86	+00:03.26
1		KUODYTĚ Gabija (16) SRIVKINAITĚ Gabrielė (16)	LTU	DNS	

0,0 °C

km/h

1-3 -&gt; F

## Result 411: SF3 K2 Women 15 - 16 200m

15. 9. 2019 14:27

#	Ln	Boat	Country	Time	Delta
1	4	ANDERSEN Mille Bjerremand (16) BLOMGREEN-HANSEN Sofie (16)	DEN	00:00:42.54	
2	6	ANNA Máró (16) TÜNDE Márton (16)	HUN	00:00:42.56	+00:00.02
3	5	KURPAN Natalia (16) KRAJEWSKA Julia (16)	POL	00:00:43.12	+00:00.58
4	7	AVERY Abigail (16) PEMBLE Rebecca (16)	GBR	00:00:44.08	+00:01.54
5	2	CHIABERGE Laura (16) FRANCESCHI Alice (16)	ITA	00:00:44.82	+00:02.28
6	3	POJARKOVA Sammera (16) VĪKSNE Elizabeta (16)	LAT	00:00:44.88	+00:02.34
7	8	ĆERIĆ Hana (16) JANA Vuković (15)	CRO	00:00:47.54	+00:05.00
8	9	JOKOZELA Thembelihle (15) MAHWAYI Tinyiko (15)	ZAF	00:00:49.82	+00:07.28

0,0 °C

km/h

1-3 -&gt; F




## Result 412: SF C2 Women 15 - 16 200m

15. 9. 2019 14:29

#	Ln	Boat	Country	Time	Delta
1	4	IRYNA Fedoriv (14)	KHRYSTYNA Osipchuk (15)	UKR 	00:00:50.00
2	5	KINGA Erős (16)	NINA Kuti (16)	HUN 	+00:00.50
3	3	BRENDA Kálmán (16)	ZSÓFIA Csorba (16)	HUN 	+00:00.56
4	6	FECHNER Luiza (16)	MARONSKA Natalia (16)	POL 	+00:02.14
5	7	ALBRECHT Emma (15)	GRADY Sarah (15)	USA 	+00:02.72
6	2	DI SANTO Michela (15)	SCHIFF Jessica (16)	ITA 	+00:02.84
7	8	TILLEROVÁ Andrea (16)	VAŇOURKOVÁ Markéta (16)	CZE 	+00:02.86
8	9	BURCHARD Lauren (16)	DONNELLY Rachael (15)	AUS 	+00:05.04
9	1	FICHEUX Anna (15)	NICOT Amélie (15)	FRA 	+00:07.98



0,0 °C

km/h

 1-3 -> F


## Result 413: SF1 K4 Men 15 - 17 200m

15. 9. 2019 14:33

#	Ln	Boat	Country	Time	Delta
1	5	BARBOTKIN Anton (17)	MELNIK Vitali (17)	BLR 	00:00:32.54
		KUZMENKA Yahor (16)	VARAPAYEU Mikhail (17)		
2	7	KAPOUN Miroslav (16)	TERMER Václav (16)	CZE 	+00:00.76
		MOUDRÝ Matyáš (17)	VALSA Radek (16)		
3	6	KOPACZEWSKI Max (17)	FREYER Julian (16)	GER 	+00:00.82
		WINKELMANN Anton (16)	GRAF Jan Peter (16)		
4	1	CASINHA Pedro (16)	MARTINS Hugo (17)	POR 	+00:00.86
		DUARTE João (16)	MATIAS Sandro (17)		
5	4	BOWRING Isaac (17)	PETITBOUT Bertrand (17)	FRA 	+00:01.22
		HAVET Jean (16)	WAGNER Yann (17)		
6	2	BARSZCZEWSKI Lukasz (16)	LAPCZYNSKI Antoni (16)	POL 	+00:01.66
		JANUSZ Dawid (16)	JANOWICZ Dawid (16)		
7	3	BRUNEVICS Janis Reinis (17)	JUSTS Ingus (17)	LAT 	+00:01.78
		CINOVSKIS Zigmars (17)	VAGULIS Ricards (17)		
8	8	ALLEN Ashby (16)	HARDWICK Daniel (15)	AUS 	+00:02.66
		EGGER Luke (17)	SCHOOLEY Toby (16)		
9	9	BUDRYS Laurynas (16)	ŠLIČIUS Arūnas (16)	LTU 	+00:03.48
		PETRAUSKIS Matas (17)	BRATICH Marco (16)		

0,0 °C

km/h

 1-3 -> F

## Result 414: SF2 K4 Men 15 - 17 200m

15. 9. 2019 14:36

#	Ln	Boat	Country	Time	Delta
1	6	ABORG Rasmus (16)	BRYDE Nikolaj (15)	DEN 	00:00:32.60
		ASKAA Sofus (17)	BRYDE Philip (17)		
2	4	BUTTI Lisandro (17)	RATTO Agustin (17)	ARG 	+00:00.12
		PEREZ Tomas (17)	TOZZI Lisandro (17)		
3	3	DANAŠ Matej (16)	PODHRADSKÝ Viktor Samuel (16)	SVK 	+00:00.32
		ILIAŠ Martin (17)	RYBANSKÝ Daniel (16)		
4	1	ANTENORI Federico (16)	TESSADRI Lorenzo (16)	ITA 	+00:01.00
		DUCHINI Gabriele (16)	MORELLO Giacomo (17)		
5	7	BRUKHANSKYI Mykyta (16)	MAMCHNKO Oleksii (16)	UKR 	+00:01.18
		KUTSENKO Danil (15)	STARODEBTSEV Valerii (16)		
6	8	ALSBERGS Juris (16)	GERBERS Otto (16)	LAT 	+00:01.34
		DUMPIS Karlis (16)	MANCASS Valters (16)		
7	2	ZYCHOWICZ Adrian (17)	TACIAK Jakub (17)	POL 	+00:02.48
		LESZCZYNSKI Wiktor (17)	KOMOROWSKI Igor (16)		

## Result 415: SF C4 Men 15 - 17 200m

15. 9. 2019 14:38

#	Ln	Boat	Country	Time	Delta
1	5	KIZEK Peter (17) KRASŇANSKÝ Matej (17)	LÉRÁNT Christopher Peter (17) STOLÁRIK Peter (16) SVK 	00:00:39.36	
2	6	BECHTOLD Tim (17) ETLICH Erik (16)	WANSING-DEILMANN Fynn (17) FRENZEL Henri (16) GER 	00:00:39.70	+00:00.34
3	8	BACÍLEK Lukáš (17) DOKTOR Tomáš (15)	ŠTURSA Otakar (17) TETTINGER Petr (16) CZE 	00:00:40.26	+00:00.90
4	2	BOTOND Megyesi (15) CSANÁD Molnár (15)	LEVENTE Gyányi (15) ZOLTÁN Bakos (15) HUN 	00:00:40.48	+00:01.12
5	4	ANDRÁS Vajkay (17) BENCE Tarsoly (17)	DOMONKOS Buday (17) NOEL Kopányi (17) HUN 	00:00:40.82	+00:01.46
6	9	BONDARENKO Oleksandr (17) MARIAN Reka (16)	OLEH Pater (16) SHVORAK Anatolii (16) UKR 	00:00:41.40	+00:02.04
7	7	KUNOVSKÝ Matúš (16) LÉRÁNT Lucas (15)	PSOTNÝ Adam (15) SZOBOLOVSZKY Michal (16) SVK 	00:00:44.54	+00:05.18
8	1	BRAZYS Irmantas (17) DIKŠAS Saulius (14)	SKARULSKIS Mantas (15) VANAGAS Enrikas (14) LTU 	00:00:49.34	+00:09.98
	3	KRZYŻANOWSKI Krystian (17) POLACZEK Miłosz (17)	SKIBINSKI Piotr (17) SIERADZAN Kacper (15) POL 	DSQ	trať

0,0 °C      km/h       1-3 -> F

## Result 416: SF1 K4 Women 15 - 17 200m





15. 9. 2019 14:45

#	Ln	Boat	Country	Time	Delta
1	5	DAMM Estella (17) PASSLACK Amy (17)	RAGWITZ Gesine (17) ROESSELING Elin (17) GER 	00:00:38.34	
2	3	ČULENOVÁ Dagmar (17) HORVÁTH Emma (17)	SIDOVÁ Bianka (15) VRECKOVÁ Lívia (17) SVK 	00:00:39.04	+00:00.70
3	7	KURPAN Natalia (16) WALIGORA Weronika (17)	BIERZALO Wiktoria (16) SZKODZINSKA Martyna (16) POL 	00:00:39.54	+00:01.20
4	4	GYERTYANFFY Clara (16) GYERTYANFFY Eva (16)	LAZZARINI Linda (15) STAGNI Stefania (16) ITA 	00:00:39.58	+00:01.24
5	6	DIÁNA Tóth (15) GRÉTA Kertész (15)	LILLA Kovács (15) NAPSUGÁR Fodor (15) HUN 	00:00:39.78	+00:01.44
6	2	GRUEN Louisa (15) STRAMKE Vanessa (16)	ROUSSIEKAN Chelsea-Lynn (15) KISCHNICK Lisa Marie (17) GER 	00:00:40.32	+00:01.98
7	9	ALIEKSIEIENKO Khrystyna (17) HRYHORIEVA Veronika (16)	KOROTAEVA Alisa (15) YURKEVYCH Anastasiia (17) UKR 	00:00:40.88	+00:02.54
8	1	POJARKOVA Sammera (16) SMILTNIÉCE Katrina (17)	STRODE Santa (16) VÍKSNE Elizabeta (16) LAT 	00:00:41.44	+00:03.10
9	8	MAHYR Khrystyna (15) NUROVA Polina (15)	POTSURKO Sofii (14) VASYLIV Olha (15) UKR 	00:00:43.04	+00:04.70

0,0 °C      km/h       1-3 -> F








## Result 417: SF2 K4 Women 15 - 17 200m

15. 9. 2019 14:50

#	Ln	Boat	Country	Time	Delta
1	5	BESSA Beatriz (16) BRITO Ana (15)	RAMOS Joana (0) SANTOS Maria (16) POR 	00:00:39.38	
2	3	HÁZOVÁ Adéla (17) HERMELI Gabriela (17)	PUDILOVÁ Vlad'ka (16) VRBENSKÁ Kateřina (16) CZE 	00:00:39.84	+00:00.46
3	4	CHARAYRON Romane (16) GRATTON Annaelle (16)	LACOSTE Emma (16) SESMAT Louise (16) FRA 	00:00:40.58	+00:01.20
4	7	BESHARAH Toshka (16)	MACPHERSON Cassidy (16) CAN 	00:00:41.38	+00:02.00

## Result 418: FB K1 Men 17 200m

15. 9. 2019 15:16

#	Ln	Boat	Country	Time	Delta
1	3	ÁKOS Orosz (17)	HUN 	00:00:36.66	
2	1	ECKER Jonas (17)	USA 	00:00:37.32	+00:00.66
3	5	KRISTÓF Keresztes (17)	HUN 	00:00:37.60	+00:00.94
4	7	BENDE Adam (17)	SVK 	00:00:37.62	+00:00.96
5	9	BELMANS Ferre (17)	BEL 	00:00:37.98	+00:01.32
6	6	BROCKWAY Jack (17)	GBR 	00:00:38.56	+00:01.90
7	2	STOJKOV Miloš (17)	SRB 	00:00:38.96	+00:02.30
8	4	ILLTZ Thorben (17)	GER 	00:00:39.84	+00:03.18
9	8	JEKABS Kalnenda (17)	LAT 	00:00:41.22	+00:04.56


0,0 °C

km/h

 Final

## Result 419: FB C1 Men 17 200m

15. 9. 2019 15:18

#	Ln	Boat	Country	Time	Delta
1	5	JOHANSSON William Birch (17)	DEN 	00:00:44.26	
2	4	KIZEK Peter (17)	SVK 	00:00:44.82	+00:00.56
3	3	BALÁZS Pála (17)	HUN 	00:00:45.40	+00:01.14
4	6	WANSING-DEILMANN Fynn (17)	GER 	00:00:45.76	+00:01.50
5	8	HARADA Masatoshi (17)	JPN 	00:00:46.08	+00:01.82
6	9	FORTERRE Tom (17)	FRA 	00:00:46.14	+00:01.88
7	2	BACÍLEK Lukáš (17)	CZE 	00:00:46.40	+00:02.14
8	1	YAKOVLIEV Serhii (17)	UKR 	00:00:46.66	+00:02.40
9	7	SKIBINSKI Piotr (17)	POL 	00:00:52.54	+00:08.28

0,0 °C

km/h

 Final

## Result 420: FB K1 Men 16 200m

15. 9. 2019 15:22

#	Ln	Boat	Country	Time	Delta
1	5	JOHNSON Craig (16)	CAN 	00:00:44.64	
2	2	ANTENORI Federico (16)	ITA 	00:00:44.90	+00:00.26
3	6	GUENDL Konrad (16)	GER 	00:00:44.98	+00:00.34
4	7	ABORG Rasmus (16)	DEN 	00:00:45.14	+00:00.50
5	4	PODHRADSKÝ Viktor Samuel (16)	SVK 	00:00:45.74	+00:01.10
6	3	CLAYTON-HARRIS Ben (16)	GBR 	00:00:45.96	+00:01.32
7	1	BABIĆ Domagoj (16)	CRO 	00:00:46.32	+00:01.68
8	8	JANOWICZ Dawid (16)	POL 	00:00:47.10	+00:02.46
9	9	PANIZZUTTI Matteo (16)	ITA 	DNS	










0,0 °C

km/h

 Final

## Result 421: FB C1 Men 16 200m

15. 9. 2019 15:25

#	Ln	Boat	Country	Time	Delta
1	5	GOLOVAČ Artūras (16)	LTU 	00:00:44.00	
2	7	BENCE Kuska (16)	HUN 	00:00:44.72	+00:00.72
3	4	MAEDA Takumi (16)	JPN 	00:00:44.98	+00:00.98
4	6	MAGNET Nathan (16)	FRA 	00:00:45.20	+00:01.20
5	9	KALATININS Antons (16)	LAT 	00:00:47.12	+00:03.12
6	3	MARTINSONS Valters (16)	LAT 	00:00:47.62	+00:03.62
7	2	KUNOVSKÝ Matúš (16)	SVK 	00:00:47.78	+00:03.78
8	1	ŠAKINIS Edvinas (16)	LTU 	00:00:48.64	+00:04.64
8		CORSO Andrea (16)	ITA 	DNS	





0,0 °C

km/h

 Final


## Result 422: FA K1 Men 17 200m

15. 9. 2019 15:28

#	Ln	Boat	Country	Time	Delta
1	3	DITTMAR Ferdinand (17)	GER 	00:00:35.94	
2	5	ANTONIJEVIC Djordje (17)	SRB 	00:00:36.22	+00:00.28
3	6	VARAPAYEU Mikhail (17)	BLR 	00:00:36.42	+00:00.48
4	8	NIGHTINGALE Edward (17)	GBR 	00:00:36.68	+00:00.74
5	4	PILARZ Wojciech (17)	POL 	00:00:36.72	+00:00.78
6	1	REMUTA Jakub (17)	CZE 	00:00:36.81	+00:00.87
7	7	FAVERO Leonardo (17)	ITA 	00:00:37.08	+00:01.14
8	2	EGGER Luke (17)	AUS 	00:00:37.12	+00:01.18
9	9	NOWACKI Marcin (17)	POL 	00:00:37.28	+00:01.34


0,0 °C

km/h

 5 Heats + 4 SemiFinals


## Result 423: FA C1 Men 17 200m

15. 9. 2019 15:30

#	Ln	Boat	Country	Time	Delta
1	4	ALMAGAMBETOV Anuar (17)	KAZ 	00:00:41.96	
2	5	NEVE Kristoffer Ravn (17)	DEN 	00:00:42.04	+00:00.08
3	3	LÉRÁNT Christopher Peter (17)	SVK 	00:00:42.46	+00:00.50
4	7	LUKAC Joaquin Ezequiel (17)	ARG 	00:00:43.22	+00:01.26
5	6	BILLARD Andrew (17)	CAN 	00:00:43.54	+00:01.58
6	2	BECHTOLD Tim (17)	GER 	00:00:43.70	+00:01.74
7	8	POLACZEK Milosz (17)	POL 	00:00:43.72	+00:01.76
8	9	O'NEILL Matthew (17)	CAN 	00:00:43.76	+00:01.80
9	1	SEGAUX Tom (17)	FRA 	00:00:45.62	+00:03.66

0,0 °C

km/h


 4 Heats + 3 SemiFinals

## Result 424: FA K1 Men 16 200m

15. 9. 2019 15:34

#	Ln	Boat	Country	Time	Delta
1	3	PLATASH Danil (16)	UKR 	00:00:36.42	
2	6	CASINHA Pedro (16)	POR 	00:00:36.74	+00:00.32
3	4	GAUDET Ian (16)	CAN 	00:00:37.16	+00:00.74
4	10	BRECIN Jules (16)	FRA 	00:00:37.36	+00:00.94
5	9	LEVENTE Kurucz (16)	HUN 	00:00:37.54	+00:01.12
6	2	MATSAS Christos (16)	GRE 	00:00:37.56	+00:01.14
7	7	PATRIK Kövesdi (16)	HUN 	00:00:38.08	+00:01.66
8	5	LAPCZYNSKI Antoni (16)	POL 	00:00:38.24	+00:01.82
9	8	TALBERT Sean (16)	USA 	00:00:38.36	+00:01.94
10	1	KOTHLOW Noah (16)	GER 	00:00:38.72	+00:02.30

15,0 °C km/h W


 6 Heats + 4 SemiFinals

## Result 425: FA C1 Men 16 200m

15. 9. 2019 15:37










#	Ln	Boat	Country	Time	Delta
1	4	ARTSIUKOUSKI Vikentsi (16)	BLR 	00:00:42.36	
2	3	ZUBOK Aliaksandr (16)	BLR 	00:00:43.36	+00:01.00
3	6	GRAHAM Kieran (16)	CAN 	00:00:43.60	+00:01.24
4	2	KUZYK Taras (16)	UKR 	00:00:43.74	+00:01.38
5	5	FERRERO Filippo (16)	ITA 	00:00:43.78	+00:01.42
6	7	ETLICH Erik (16)	GER 	00:00:43.80	+00:01.44
7	8	GERGŐ Rumi (16)	HUN 	00:00:44.46	+00:02.10
8	9	YURII Shutiak (16)	UKR 	00:00:44.84	+00:02.48
9	1	FRENZEL Henri (16)	GER 	00:00:46.30	+00:03.94

0,0 °C km/h

 4 Heats + 3 SemiFinals

## Result 426: FB K1 Men 15 200m

15. 9. 2019 15:43

#	Ln	Boat	Country	Time	Delta
1	2	CHRISTODOULOU Christos (15)	CYP 	00:00:39.82	
2	6	VARGHA Boris (15)	SVK 	00:00:39.84	+00:00.02
3	7	DEL TORO Agustin (15)	ARG 	00:00:40.40	+00:00.58
4	3	PYTLAK Tomasz (15)	POL 	00:00:40.74	+00:00.92
5	9	MUDRYK Maksym (15)	UKR 	00:00:40.90	+00:01.08
6	1	MALCHYNSKI Daniil (15)	BLR 	00:00:41.00	+00:01.18
7	8	MAXIM Marosfalvi (15)	HUN 	00:00:41.50	+00:01.68
8	5	KUTSENKO Danil (15)	UKR 	00:00:41.60	+00:01.78
9	4	HARDWICK Daniel (15)	AUS 	00:00:41.86	+00:02.04

0,0 °C km/h

 Final

## Result 427: FB K1 Women 17 200m

15. 9. 2019 15:46

#	Ln	Boat	Country	Time	Delta
1	6	ROESSELING Elin (17)	GER 	00:00:43.92	
2	8	WOLGAMONT Elena (17)	USA 	00:00:44.04	+00:00.12
3	4	GEORGIEVA Yoana (17)	BUL 	00:00:44.06	+00:00.14
4	3	JAKUBISOVÁ Romana (17)	SVK 	00:00:44.12	+00:00.20
5	5	WOJCIECHOWSKA Natalia (17)	POL 	00:00:44.64	+00:00.72
6	2	UBERTI Alice (17)	ITA 	00:00:44.88	+00:00.96
7	1	WALIGORA Weronika (17)	POL 	00:00:45.02	+00:01.10
8	7	DAVIDSON Angelina (17)	CAN 	00:00:45.52	+00:01.60
9	9	REINHOLT Astrid (17)	DEN 	00:00:45.70	+00:01.78


0,0 °C

km/h

 Final


## Result 428: FA K1 Men 15 200m

15. 9. 2019 15:51

#	Ln	Boat	Country	Time	Delta
1	5	JOVANOVIĆ Aleksandar (15)	SRB 	00:00:38.10	
2	4	KAJDANEK Jaroslaw (15)	POL 	00:00:38.16	+00:00.06
3	3	ZAPF Florian (15)	GER 	00:00:38.58	+00:00.48
4	9	KOPACZEWSKI Max (15)	GER 	00:00:38.98	+00:00.88
5	2	BRYDE Nikolaj (15)	DEN 	00:00:39.12	+00:01.02
6	6	MANFREDA Matevž (15)	SLO 	00:00:39.18	+00:01.08
7	7	MUCELLI Tommaso (15)	ITA 	00:00:39.48	+00:01.38
8	8	ZSOMBOR Kispál (15)	HUN 	00:00:40.20	+00:02.10
9	1	STOJKOVIČ David (15)	SVK 	00:00:40.66	+00:02.56

0,0 °C

km/h

 5 Heats + 4 SemiFinals


## Result 429: FA C1 Men 15 200m

15. 9. 2019 15:53

#	Ln	Boat	Country	Time	Delta
1	6	TSIVTSIVADZE Aleksandre (15)	GEO 	00:00:42.48	
2	4	CHUYANAU Yahor (15)	BLR 	00:00:44.52	+00:02.04
3	7	LÉRÁNT Lucas (15)	SVK 	00:00:44.66	+00:02.18
4	2	ANTROPOV Danilo (15)	UKR 	00:00:44.84	+00:02.36
5	3	BENDEGÚZ Böszörményi (15)	HUN 	00:00:45.58	+00:03.10
6	5	BENEDEK SÁNDOR Nemes-Nagy (15)	HUN 	00:00:45.84	+00:03.36
7	8	TOEPEL David (15)	GER 	00:00:46.18	+00:03.70
8	9	MILO Vojtěch (15)	CZE 	00:00:47.34	+00:04.86
9	1	JANĎOUREK Šimon (15)	CZE 	00:00:47.36	+00:04.88

0,0 °C

km/h


 3 Heats + 2 SemiFinals

## Result 430: FA K1 Women 17 200m

15. 9. 2019 15:56

#	Ln	Boat	Country	Time	Delta
1	6	PETROVIC Zeljana (17)	SRB 	00:00:43.86	
2	4	MILTHERS Sara (17)	DEN 	00:00:44.00	+00:00.14
3	2	VANDA Zupkó (17)	HUN 	00:00:44.20	+00:00.34
4	9	BAJUK Anastazija (17)	SRB 	00:00:44.50	+00:00.64
5	5	SZABINA Szellák (17)	HUN 	00:00:44.56	+00:00.70
6	1	ČULENOVÁ Dagmar (17)	SVK 	00:00:45.14	+00:01.28
7	3	GALÁDOVÁ Barbora (17)	CZE 	00:00:45.24	+00:01.38
8	7	PASSLACK Amy (17)	GER 	00:00:45.86	+00:02.00
9	8	WILDING Kali (17)	USA 	00:00:46.40	+00:02.54

0,0 °C km/h


 4 Heats + 3 SemiFinals

## Result 431: FA C1 Women 17 200m

15. 9. 2019 15:59

#	Ln	Boat	Country	Time	Delta
1	4	SURMINA Olga (17)	KAZ 	00:00:47.38	
2	6	ZHUK Karyna (17)	BLR 	00:00:47.76	+00:00.38
3	7	DÓRA Horányi (17)	HUN 	00:00:48.48	+00:01.10
4	5	PENNYFATHER Kate (17)	CAN 	00:00:48.60	+00:01.22
5	1	SHAROVA Valeriia (17)	UKR 	00:00:49.18	+00:01.80
6	3	TRUSHKINA Yuliya (17)	BLR 	00:00:49.28	+00:01.90
7	8	PRAETZ Elisabeth (17)	GER 	00:00:49.72	+00:02.34
8	2	IVETT Györy (16)	HUN 	00:00:49.96	+00:02.58
9	9	JANKOVSKÁ Kristína (17)	SVK 	00:00:50.30	+00:02.92

0,0 °C km/h

 3 Heats + 2 SemiFinals

## Result 432: FB K1 Women 16 200m

15. 9. 2019 16:14

#	Ln	Boat	Country	Time	Delta
1	5	RAMOS Joana (16)	POR 	00:00:44.42	
2	4	ALLENDORF Marie (16)	GER 	00:00:44.76	+00:00.34
3	8	MACPHERSON Cassidy (16)	CAN 	00:00:45.58	+00:01.16
4	6	MLADENOVIC Jovana (16)	SRB 	00:00:45.70	+00:01.28
5	1	FRANCESCHI Alice (16)	ITA 	00:00:45.74	+00:01.32
6	7	KURPAN Natalia (16)	POL 	00:00:45.80	+00:01.38
7	9	MIKELJ Manca (16)	SLO 	00:00:45.92	+00:01.50
8	3	PAVLEŠIN Leona (16)	CRO 	00:00:56.00	+00:11.58
	2	SZKODZINSKA Martyna (16)	POL 	DSQ	trať










0,0 °C km/h

 Final



## Result 433: FB K1 Women 15 200m

15. 9. 2019 16:23

#	Ln	Boat	Country	Time	Delta
1	5	ARMSTRONG Kristina (14)	GBR 	00:00:44.64	
2	4	GRÉTA Kertész (15)	HUN 	00:00:44.72	+00:00.08
3	6	DEBRUYNE Christine (15)	BEL 	00:00:45.40	+00:00.76
4	2	POTSURKO Sofia (14)	UKR 	00:00:45.50	+00:00.86
5	7	ROSSETTI Giada (15)	ITA 	00:00:45.50	+00:00.86
6	8	GRUEN Louisa (15)	GER 	00:00:45.94	+00:01.30
7	3	CLARKSON Hannah (15)	GBR 	00:00:46.38	+00:01.74
8	1	GADEIKYTÉ Greta (15)	LTU 	00:00:48.64	+00:04.00
9		VODIČKOVÁ Klára (15)	CZE 	DNS	

0,0 °C

km/h

 Final


## Result 434: FA K1 Women 16 200m

15. 9. 2019 16:25

#	Ln	Boat	Country	Time	Delta
1	5	ANNA Máró (16)	HUN 	00:00:41.70	
2	2	DYACHENKO Ivanna (16)	UKR 	00:00:42.18	+00:00.48
3	3	BESHARAH Toshka (16)	CAN 	00:00:42.70	+00:01.00
4	6	JENSEN Katrine (16)	DEN 	00:00:42.90	+00:01.20
5	7	PECSUKOVÁ Katarína (16)	SVK 	00:00:43.30	+00:01.60
6	1	ZSUZSANNA Maricza (16)	HUN 	00:00:43.56	+00:01.86
7	4	WINTHER Stella Glüsing (16)	DEN 	00:00:43.74	+00:02.04
8	8	CHARAYRON Romane (16)	FRA 	00:00:44.64	+00:02.94
9	9	DAMM Estella (15)	GER 	00:00:44.84	+00:03.14

0,0 °C

km/h

 6 Heats + 4 SemiFinals


## Result 435: FA C1 Women 16 200m

15. 9. 2019 16:30

#	Ln	Boat	Country	Time	Delta
1	4	HODGSON-PAGEAU Ella (16)	CAN 	00:00:48.52	
2	7	HEIN Zoe (16)	USA 	00:00:50.06	+00:01.54
3	3	MCDONALD Evie (16)	CAN 	00:00:50.36	+00:01.84
3	5	FANNI Seres (16)	HUN 	00:00:50.36	+00:01.84
5	1	SULABERIDZE Lidia (16)	GEO 	00:00:50.48	+00:01.96
6	6	BRAUN Amelia (16)	POL 	00:00:50.92	+00:02.40
7	9	KALYTIUK Vasylyna (16)	UKR 	00:00:51.08	+00:02.56
8	8	GABELUNKE Tabea (16)	GER 	00:00:52.42	+00:03.90
9	2	BARDANOUSKAYA Anhelina (16)	BLR 	00:00:52.60	+00:04.08

0,0 °C










km/h

 3 Heats + 2 SemiFinals




## Result 436: FA K1 Women 15 200m

15. 9. 2019 16:33

#	Ln	Boat	Country	Time	Delta
1	6	STANOJEV Dunja (15)	SRB 	00:00:42.68	
2	3	RÉKA Kiskó (15)	HUN 	00:00:44.08	+00:01.40
3	4	SIDOVÁ Bianka (15)	SVK 	00:00:44.58	+00:01.90
4	9	BRITO Ana (15)	POR 	00:00:44.62	+00:01.94
5	5	KOSMACZEWSKA Lena (15)	POL 	00:00:45.16	+00:02.48
6	7	PESIC Vladana (15)	SRB 	00:00:45.28	+00:02.60
7	8	STUPAK Anastasiia (15)	BLR 	00:00:45.86	+00:03.18
8	2	PETRÁČKOVÁ Magdalena (15)	CZE 	00:00:46.54	+00:03.86
9	1	TRAKALOVÁ Tatiana (15)	SVK 	00:00:46.60	+00:03.92





0,0 °C

km/h

 5 Heats + 4 SemiFinals


## Result 437: FA C1 Women 15 200m

15. 9. 2019 16:35

#	Ln	Boat	Country	Time	Delta
1	6	FERNANDES Beatriz (15)	POR 	00:00:51.54	
2	2	BOETTCHER Justine (15)	GER 	00:00:52.40	+00:00.86
3	1	ALBRECHT Emma (15)	USA 	00:00:53.30	+00:01.76
4	4	CHARAUKO Krystsina (15)	BLR 	00:00:53.50	+00:01.96
5	7	IRYNA Fedoriv (14)	UKR 	00:00:53.50	+00:01.96
6	3	JANÁČKOVÁ Denisa (13)	CZE 	00:00:53.86	+00:02.32
7	5	GRADY Sarah (15)	USA 	00:00:54.14	+00:02.60
8	8	NESTSIARENKA Viktoriya (14)	BLR 	00:00:54.48	+00:02.94
9	9	HOPPE Lenja (16)	GER 	00:00:55.04	+00:03.50

0,0 °C

km/h

 3 Heats + 2 SemiFinals


## Result 438: FA K2 Men 17 200m

15. 9. 2019 16:49

#	Ln	Boat	Country	Time	Delta	
1	6	SPECHT Simon (17)	HEUSER Niklas (17)	GER 	00:00:33.88	
2	4	CSONGOR Kurdi (17)	ZSIGMOND Takács (17)	HUN 	00:00:34.24	+00:00.36
3	7	MACHÁČEK Jan (17)	PODRASKÝ Patrik (17)	CZE 	00:00:34.40	+00:00.52
4	9	ÁKOS Orosz (17)	KRISTÓF Keresztes (17)	HUN 	00:00:34.40	+00:00.52
5	3	BARBOTKIN Anton (17)	MELNIK Vitali (17)	BLR 	00:00:34.50	+00:00.62
6	5	ZYCHOWICZ Adrian (17)	LESZCZYNSKI Wiktor (17)	POL 	00:00:34.80	+00:00.92
7	8	BROILI Riccardo (17)	SOMMAROLI Filippo (17)	ITA 	00:00:34.98	+00:01.10
8	2	ILIAŠ Martin (17)	MESZLÉNYI Márk (17)	SVK 	00:00:35.22	+00:01.34
9	1	DEREZA Anton (17)	TKACHUK Vadym (17)	UKR 	00:00:36.16	+00:02.28







0,0 °C

km/h

 3 Heats + 2 SemiFinals


## Result 439: FA C2 Men 17 200m

15. 9. 2019 16:51

#	Ln	Boat	Country	Time	Delta
1	5	NEVE Kristoffer Ravn (17) SCALES William Anker (17)	DEN 	00:00:40.20	
2	3	BILLARD Andrew (17) O'NEILL Matthew (17)	CAN 	00:00:40.84	+00:00.64
3	6	HOLDAK Krystian (17) MICHALAK Gracjan (16)	POL 	00:00:40.98	+00:00.78
4	8	KUEHNEL Ari (17) OTT Lennart (17)	GER 	00:00:41.60	+00:01.40
5	7	KRZYZANOWSKI Krystian (17) POLACZEK Milosz (17)	POL 	00:00:41.74	+00:01.54
6	2	MEDINS Nils (17) SEVCOVS Jurij (17)	LAT 	00:00:41.80	+00:01.60
7	4	HALUBETS Andrei (17) ROSKACH Maksim (17)	BLR 	00:00:41.90	+00:01.70
8	1	ANDRÁS Vajkay (17) DOMONKOS Buday (17)	HUN 	00:00:43.70	+00:03.50
9	9	CESTRA Andrea (17) CORBANESE Valentino (17)	ITA 	00:00:44.08	+00:03.88










0,0 °C

km/h

 2 Heats + 1 SemiFinal


## Result 440: FA K2 Women 17 200m

15. 9. 2019 16:54

#	Ln	Boat	Country	Time	Delta
1	4	CSENGE Kulcsár (17) FATIME Fülöp (17)	HUN 	00:00:39.10	
2	3	SZABINA Szellák (17) LAURA Ujfalvi (16)	HUN 	00:00:39.44	+00:00.34
3	6	ČULENOVÁ Dagmar (17) JAKUBISOVÁ Romana (17)	SVK 	00:00:40.16	+00:01.06
4	5	ROESSELING Enja (17) RIENAECKER Riecke (17)	GER 	00:00:40.42	+00:01.32
5	7	HORVÁTH Emma (17) VRECKOVÁ Lívia (17)	SVK 	00:00:41.52	+00:02.42
6	2	GUADAGNINI Aurora (17) UBERTI Alice (17)	ITA 	00:00:42.34	+00:03.24
7	8	COX Amber (17) HIPKINS Kate (17)	GBR 	00:00:42.66	+00:03.56
8	1	MINACCI Carola (17) SIENA Federica (17)	ITA 	00:00:43.48	+00:04.38
9	9	WOJCIECHOWSKA Natalia (17) SZEWCZYK Patrycja (17)	POL 	00:00:43.56	+00:04.46










0,0 °C

km/h

 2 Heats + 1 SemiFinal

## Result 441: FA C2 Women 17 200m

15. 9. 2019 16:58

#	Ln	Boat	Country	Time	Delta
1	4	LAURA Gönczöl (16) RÉKA Opavszky (16)	HUN 	00:00:46.28	
2	5	HOLYSH Hanna (17) TRUSHKINA Yuliya (17)	BLR 	00:00:47.64	+00:01.36
3	3	DÓRA Horányi (17) FANNI Seres (16)	HUN 	00:00:48.04	+00:01.76
4	6	DANILCHUK Yeva (17) ZHUK Karyna (17)	BLR 	00:00:48.22	+00:01.94
5	9	AMINA Palamarchuk (17) POLOVENKO Anastasiia (17)	UKR 	00:00:49.58	+00:03.30
6	2	PRAETZ Elisabeth (17) KLEESCHULTE Marit (17)	GER 	00:00:49.94	+00:03.66
7	7	RENARD Axelle (17) DHE Ombeline (16)	FRA 	00:00:50.04	+00:03.76
8	8	IKRÉONIOVÁ Viktória (17) JANKOVSKÁ Kristína (17)	SVK 	00:00:50.88	+00:04.60
9	1	LOBOZIAK Elzbieta (17) WISNIEWSKA Weronika (17)	POL 	00:00:50.98	+00:04.70

0,0 °C

km/h

 Final

## Result 442: FB K2 Men 15 - 16 200m

15. 9. 2019 17:09

#	Ln	Boat	Country	Time	Delta
1	5	BASTIAENS Rafaël (16) DRAGONETTI Mattis (15)	BEL 	00:00:36.26	
2	6	KAIRYS Heraldas (16) SAKALAIUSKAS Rytis (16)	LTU 	00:00:36.52	+00:00.26
3	3	ÁDÁM Morek (16) ÁKOS Lévai (16)	HUN 	00:00:36.64	+00:00.38
4	1	BOOTH Toby (16) WANT Ben (16)	GBR 	00:00:36.72	+00:00.46
5	4	CAGÁŇ Samuel (16) STOJKOVIČ David (15)	SVK 	00:00:36.80	+00:00.54
6	2	MUCELLI Tommaso (15) SPADACINI Achille (15)	ITA 	00:00:37.44	+00:01.18
7	8	FERREIRA Adolfo (15) SANTOS Rodrigo (16)	POR 	00:00:37.50	+00:01.24
8	9	CHRISTODOULOU Christos (0) IRAKLEOUS Aris (16)	CYP 	00:00:37.60	+00:01.34
9	7	KAJDANEK Jaroslaw (15) PYTLAK Tomasz (15)	POL 	00:00:43.46	+00:07.20










0,0 °C

km/h

 Final

## Result 443: FB K2 Women 15 - 16 200m

15. 9. 2019 17:12

#	Ln	Boat	Country	Time	Delta
1	3	BUGÁR Réka (15) SIDOVÁ Bianka (15)	SVK 	00:00:42.40	
2	1	GREEN Amy (15) ANDERSON Grace (16)	GBR 	00:00:42.56	+00:00.16
3	5	GRATTON Annaelle (16) LACOSTE Emma (16)	FRA 	00:00:42.88	+00:00.48
4	6	KOSTYNSKA Karyna (16) TSARENKO Polina (16)	UKR 	00:00:43.00	+00:00.60
5	7	CONTENTO Giulia (15) GREGO Giulia (16)	ITA 	00:00:43.04	+00:00.64
6	8	CHIABERGE Laura (16) FRANCESCHI Alice (16)	ITA 	00:00:43.36	+00:00.96
7	4	AVERY Abigail (16) PEMBLE Rebecca (16)	GBR 	00:00:43.38	+00:00.98
8	9	POJARKOVA Sammera (16) VĪKSNE Elizabeta (16)	LAT 	00:00:43.80	+00:01.40
9	2	SELIUKOVA Anastasiya (15) SELIUKOVA Darya (15)	BLR 	00:00:43.84	+00:01.44

0,0 °C

km/h

 Final


## Result 444: FA K2 Men 15 - 16 200m

15. 9. 2019 17:20

#	Ln	Boat	Country	Time	Delta
1	4	ATTILA Tótpeti (16) LEVENTE Kurucz (16)	HUN 	00:00:34.64	
2	3	BOIVIN Mathis (16) BREIN Jules (16)	FRA 	00:00:34.94	+00:00.30
3	8	BUHAIIOV Dmytro (16) NEZHEVENKO Danilo (16)	UKR 	00:00:35.32	+00:00.68
4	9	GAUDET Ian (16) JOHNSON Craig (16)	CAN 	00:00:35.44	+00:00.80
5	1	KAPOUN Miroslav (16) VALSA Radek (16)	CZE 	00:00:35.68	+00:01.04
6	7	KOTHLOW Noah (16) ZAPF Florian (15)	GER 	00:00:35.86	+00:01.22
7	5	GASPERINI Luca (16) PANIZZUTTI Matteo (16)	ITA 	00:00:36.24	+00:01.60
8	6	PEDERSEN Mark (16) SCHAUFUSS Oskar (16)	DEN 	00:00:36.50	+00:01.86
9	2	PIZARRO Piero (16) TOLEDO Fermin (16)	ARG 	00:00:36.76	+00:02.12

0,0 °C

km/h

 5 Heats + 4 SemiFinals

## Result 445: FA C2 Men 15 - 16 200m

15. 9. 2019 17:24

#	Ln	Boat	Country	Time	Delta
1	4	ARTSIUKOUSKI Vikentsi (16) ZUBOK Aliaksandr (16)	BLR	00:00:40.44	
2	5	GOLOVAČ Artūras (16) SERAFINAS Ignas (16)	LTU	00:00:41.10	+00:00.66
3	6	KUZYK Taras (16) YURII Shutiak (16)	UKR	00:00:41.96	+00:01.52
4	7	BURKANAU Ilya (16) TSIKHANAU Valiantsin (16)	BLR	00:00:42.10	+00:01.66
5	3	KITEWSKI Juliusz (16) SADOWSKI Damian (16)	POL	00:00:42.44	+00:02.00
6	1	GRAHAM Kieran (16) PIGEON Austin (15)	CAN	00:00:42.46	+00:02.02
7	8	MARIAN Reka (16) OLEH Pater (16)	UKR	00:00:42.84	+00:02.40
8	2	KOHLLEN Christoph (16) SCHIEWECK Erik (16)	GER	00:00:43.50	+00:03.06
9	9	ZSOMBOR Simon (16) ZSOMBOR Somogyi (16)	HUN	00:00:45.80	+00:05.36

0,0 °C

km/h

3 Heats + 2 SemiFinals

## Result 446: FA K2 Women 15 - 16 200m

15. 9. 2019 17:32

#	Ln	Boat	Country	Time	Delta
1	4	DÓRA Dráviczki (16) ZSUZSANNA Maricza (16)	HUN	00:00:40.96	
2	6	ANDERSEN Mille Bjerremund (16) BLOMGREEN-HANSEN Sofie (16)	DEN	00:00:41.66	+00:00.70
3	2	ANNA Máró (16) TÜNDE Márton (16)	HUN	00:00:41.68	+00:00.72
4	9	KURPAN Natalia (16) KRAJEWSKA Julia (16)	POL	00:00:41.84	+00:00.88
5	7	ALLENDORF Marie (16) JAGSCH Pauline (16)	GER	00:00:42.02	+00:01.06
6	3	ORKIĆ Antonela (14) PAVLEŠIN Leona (16)	CRO	00:00:42.24	+00:01.28
7	1	BESSA Beatriz (16) SANTOS Maria (16)	POR	00:00:42.38	+00:01.42
8	5	SHURPACH Marharyta (15) SIDARAVA Alina (15)	BLR	00:00:42.46	+00:01.50
9	8	BERGENDI Sofia (15) TRAKALOVÁ Tatiana (15)	SVK	00:00:43.94	+00:02.98

0,0 °C

km/h

4 Heats + 3 SemiFinals

## Result 447: FA C2 Women 15 - 16 200m

15. 9. 2019 17:40

#	Ln	Boat	Country	Time	Delta
1	5	HODGSON-PAGEAU Ella (16) MCDONALD Evie (16)	CAN	00:00:46.60	
2	3	BOETTCHER Justine (15) GABELUNKE Tabea (16)	GER	00:00:48.08	+00:01.48
3	4	BRAUN Amelia (16) LACH Kaja (16)	POL	00:00:48.48	+00:01.88
4	2	BARDANOUSKAYA Anhelina (16) NESTSIARENKA Viktoryia (14)	BLR	00:00:49.28	+00:02.68
5	6	TORNOW Chantal (15) HOPPE Lenja (16)	GER	00:00:49.62	+00:03.02
6	8	IRYNA Fedoriv (14) KHRYSTYNA Osipchuk (15)	UKR	00:00:50.30	+00:03.70
7	1	KINGA Erős (16) NINA Kuti (16)	HUN	00:00:50.64	+00:04.04
8	7	DABRALIOT Ustsinnia (15) NALETSKA Hanna (15)	BLR	00:00:50.78	+00:04.18
9	9	BRENDA Kálmán (16) ZSÓFIA Csorba (16)	HUN	00:00:50.86	+00:04.26

0,0 °C

km/h

2 Heats + 1 SemiFinal


## Result 448: FA K4 Men 15 - 17 200m

15. 9. 2019 17:50

#	Ln	Boat	Country	Time	Delta
1	5	DITTMAR Ferdinand (17) ILLTZ Thorben (17)	GER 	00:00:32.34	
2	3	BARBOTKIN Anton (17) KUZMENKA Yahor (16)	BLR 	00:00:32.90	+00:00.56
3	7	ABORG Rasmus (16) ASKAA Sofus (17)	DEN 	00:00:32.94	+00:00.60
4	4	BROILI Riccardo (17) FAVERO Leonardo (17)	ITA 	00:00:33.46	+00:01.12
5	1	KOPACZEWSKI Max (17) WINKELMANN Anton (16)	GER 	00:00:33.62	+00:01.28
6	2	BUTTI Lisandro (17) PEREZ Tomas (17)	ARG 	00:00:33.68	+00:01.34
7	9	DANAŠ Matej (16) ILIAŠ Martin (17)	SVK 	00:00:33.98	+00:01.64
8	8	KAPOUN Miroslav (16) MOUDRÝ Matyáš (17)	CZE 	00:00:34.20	+00:01.86
9	6	BRATACH Vitalii (17) DEREZA Anton (17)	UKR 	00:00:34.78	+00:02.44

0,0 °C

km/h

 3 Heats + 2 SemiFinals


## Result 449: FA C4 Men 15 - 17 200m

15. 9. 2019 17:54

#	Ln	Boat	Country	Time	Delta
1	4	ARTEM Chetvertak (17) KUZYK Taras (16)	UKR 	00:00:37.64	
2	8	KIZEK Peter (17) KRASŇANSKÝ Matej (17)	SVK 	00:00:38.08	+00:00.44
3	1	BECHTOLD Tim (17) ETLICH Erik (16)	GER 	00:00:38.32	+00:00.68
4	5	HOLDAK Krystian (17) KITEWSKI Juliusz (16)	POL 	00:00:38.74	+00:01.10
5	2	BELTRAMINI Mauro (17) CESTRA Andrea (17)	ITA 	00:00:39.12	+00:01.48
6	6	CHUYANAU Yahor (15) ROSKACH Maksim (17)	BLR 	00:00:39.12	+00:01.48
7	3	JOHANSSON William Birch (17) MOLLER Daniel (17)	DEN 	00:00:39.50	+00:01.86
8	7	CALÒ Edoardo (17) CHIELLO Alessandro (16)	ITA 	00:00:39.64	+00:02.00
9	9	BACÍLEK Lukáš (17) DOKTOR Tomáš (15)	CZE 	00:00:40.78	+00:03.14

0,0 °C

km/h

 2 Heats + 1 SemiFinal

## Result 450: FA K4 Women 15 - 17 200m

15. 9. 2019 18:15

#	Ln	Boat	Country	Time	Delta
1	5	HANSEN Anna Find (17) JENSEN Katrine (16)	DEN 	00:00:35.54	
2	3	DAMM Estella (17) PASSLACK Amy (17)	GER 	00:00:36.16	+00:00.62
3	7	BESSA Beatriz (16) BRITO Ana (15)	POR 	00:00:37.00	+00:01.46